HAL
open science

Image based techniques for determining spread patterns of centrifugal fertilizer spreaders

Simon Cool, Jan G. Pieters, Koen C. Mertens, D. Nuyttens, Bilal Hijazi, Julien Dubois, Frédéric Cointault, Jürgen Vangeyte

To cite this version:

Simon Cool, Jan G. Pieters, Koen C. Mertens, D. Nuyttens, Bilal Hijazi, et al.. Image based techniques for determining spread patterns of centrifugal fertilizer spreaders. Agriculture and Agricultural Science Procedia, 2015, 7 (Farm Machinery and Processes Management in Sustainable Agriculture, 7th International Scientific Symposium), pp.59-63. 10.1016/j.aaspro.2015.12.032 . hal-01290896

HAL Id: hal-01290896

https://hal.science/hal-01290896v1

Submitted on 18 Mar 2016

HAL is a multi-disciplinary open access archive for the deposit and dissemination of scientific research documents, whether they are published or not. The documents may come from teaching and research institutions in France or abroad, or from public or private research centers.

L'archive ouverte pluridisciplinaire **HAL**, est destinée au dépôt et à la diffusion de documents scientifiques de niveau recherche, publiés ou non, émanant des établissements d'enseignement et de recherche français ou étrangers, des laboratoires publics ou privés.

Available online at www.sciencedirect.com

ScienceDirect

Agriculture and Agricultural Science Procedia 7 (2015) 59 – 63

Agriculture and Agricultural Science Procedia

Farm Machinery and Processes Management in Sustainable Agriculture, 7th International Scientific Symposium

Image based techniques for determining spread patterns of centrifugal fertilizer spreaders

Simon Cool[a,c], Pieters J G[c], Mertens K C[a], Nuyttens D[a], Hijazi B[a], Dubois J[b], Cointault F[b], Vangeyte J[a]*

[a]*The Institute for Agricultural and Fisheries Research (ILVO), Technology and Food Science Unit, Agricultural Engineering, Merelbeke, Belgium*
[b]*AgroSup Dijon, France*
[c]*Ghent University, Faculty of Bioscience Engineering, Department of Biosystems Engineering, Ghent, Belgium*

Abstract

Precision fertilization requires new techniques for determining the spread pattern of fertilizer spreaders. Because of the accuracy and non-intrusive nature, techniques based on digital image processing are most promising. Using image processing, dynamics of particles leaving the spreader can be determined. Combined with a ballistic flight model, this allows predicting the landing position of individual fertilizer particles. In a first approach, a two-dimensional imaging technique was used with small field of view (0.33 m on 0.25 m). In the second approach, a larger field of view (1 m on 1 m) was used. To improve the accuracy of previous technique, binocular stereovision was used to determine three-dimensional information.

© 2015 Published by Elsevier B.V. This is an open access article under the CC BY-NC-ND license (http://creativecommons.org/licenses/by-nc-nd/4.0/).
Peer-review under responsibility of the Centre wallon de Recherches agronomiques (CRA-W)

Keywords: Spread pattern; image techniques; cross correlation; ballistic flight; fertilizer.

1. Introduction

Precision fertilization requires the right amount of fertilizer to be placed at the right moment at the right spot. This

* Corresponding author. Tel.: +32 9 272 27 64; fax: +32 9 272 28 01.
E-mail address: jurgen.vangeyte@ilvo.vlaanderen.be

2210-7843 © 2015 Published by Elsevier B.V. This is an open access article under the CC BY-NC-ND license (http://creativecommons.org/licenses/by-nc-nd/4.0/).
Peer-review under responsibility of the Centre wallon de Recherches agronomiques (CRA-W)
doi:10.1016/j.aaspro.2015.12.032

implies amongst others that the spreader used must be precisely controlled and adjusted, depending on the working conditions, the type of fertilizer and the optimal fertilizer distribution. Although the centrifugal fertilizer spreader is most commonly used in practice, its controllability and adjustability are rather limited. Nowadays, spreader adjustment is often neglected because of the labor intensive and time consuming nature of spread pattern determination (Tissot et al., 2002). High speed image processing is becoming more of interest in agricultural applications (Hijazi et al., 2012; Vulkagaris Minov et al., 2015). Using this technique to determine dynamics of fertilizer particles on the flight, combined with ballistic flight models (Cool et al., 2014), has the potential to overcome most of these problems (Cointault and Vangeyte, 2005). Therefore, the Flemish Institute for Agricultural and Fisheries Research (ILVO) and its partners are exploring and developing accurate and time efficient techniques to measure the spread pattern of centrifugal fertilizer spreaders using image processing. The requirements of the system are:

- The system should be mobile so that it can be used at farm level to test several combinations of machine settings and fertilizer types in a short timeframe;
- It should enable the adjustment of the spreader in such a way that the desired spread pattern is obtained;
- The technique has the potential to allow future development of a low cost and onboard system, allowing for a continuous adjustment and control in the field.

2. Previous developments and approaches

Traditionally, the spread pattern is determined by measuring the fertilizer distribution on the ground. In order to be able to respect the above mentioned requirements under all conditions, however, it was opted for to predict the distribution based on individual particle landing positions. Theoretically, this could be done via the combined simulation of the movements of fertilizer particles on the centrifugal disks on the one hand and the flight of these particles in the air after leaving the disk. As the simulation of the particle behaviours on the disk is much more difficult (time consuming and higher uncertainty on the results) than the simulation of the flight in the air (where particles are further apart and thus hardly interacting), a hybrid approach combining measurements and simulations was proposed: particle diameter, initial velocity, horizontal and vertical outlet angles are measured via processing of images taken just after leaving the disk and used as inputs to a ballistic flight model, which predicts the landing position relative to the disk. Combining the landing positions of all particles leaving the spreader results in the overall spread pattern.

3. Two-dimensional technique

As a first step, a two-dimensional imaging technique was used with a small field of view (0.33m x 0.25m) to measure the horizontal outlet angles and the velocity of the particles at different camera positions at the circumference of the disk. The vertical outlet angle and the mass distribution were measured with a cylindrical collector. The grains flying under the measurement unit were imaged using two different techniques: (1) high speed imaging technique and (2) a newly developed multi-exposure (stroboscopic) imaging technique (see Fig. 1). Overall, the stroboscopic technique and the high speed technique were capable of measuring the outlet angle and the outlet velocity satisfactorily (average relative difference was less than 1% for the horizontal outlet angle and 2% for the horizontal velocity). The values obtained using the image processing techniques were subsequently used for simulation of the ballistic flight and the resulting spread pattern. Comparison of this spread pattern with the spread pattern determined with the traditional technique, revealed relative errors of up to 30%. More details can be found in Vangeyte and Sonck (2007) and Hijazi et al. (2014a).

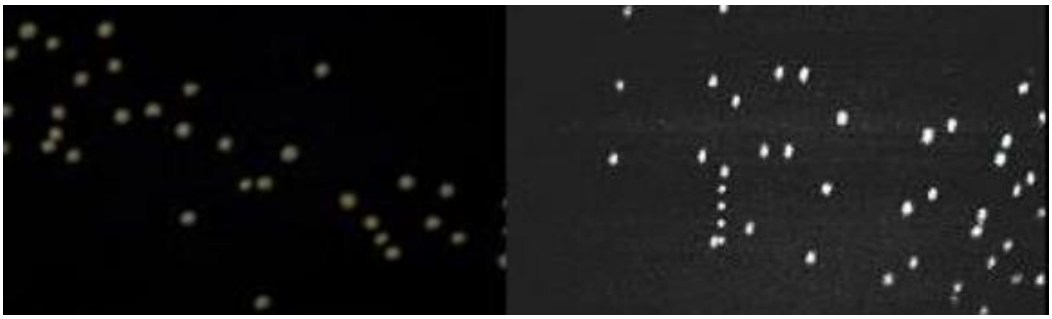

Fig. 1. Particle images for the high speed (left) and stroboscopic (right) imaging technique.

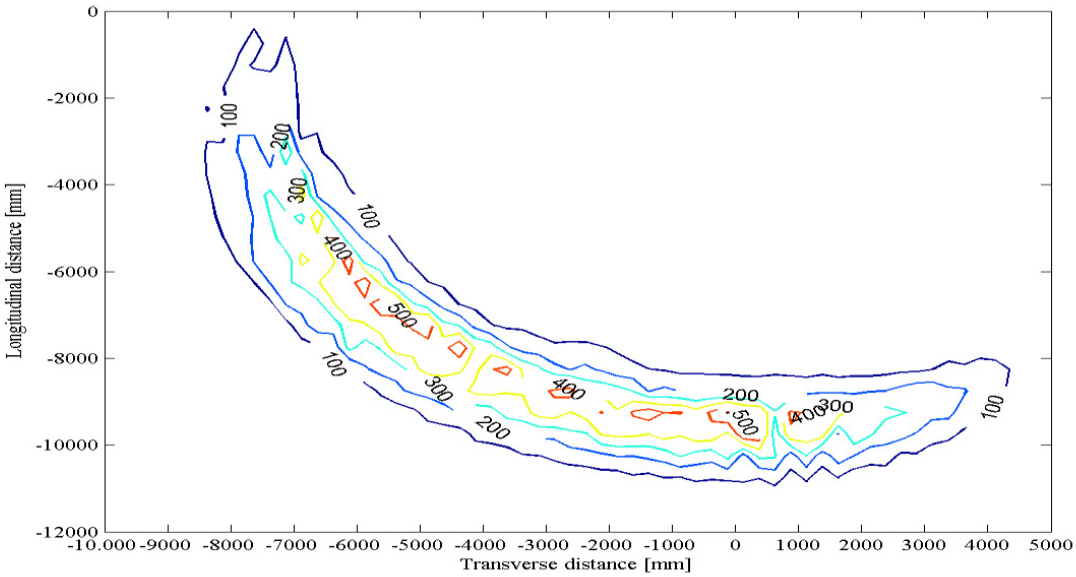

Fig. 2. Spread pattern of a test spreader resulting from measurement with stroboscopic technique.

4. Three-dimensional technique

In the previous approach, no depth information can be obtained due to the fact that only one camera was used, causing inaccuracies in the information extracted from the images. To improve the accuracy of the system, stereovision was introduced to estimate particle movement and position in three dimensions. A binocular stereovision setup of two high speed cameras was used and a large field of view (1 m on 1 m) was applied. For more details on the setup, we refer to Hijazi et al. (2014b). The subsequent steps of the image processing algorithm are illustrated in Fig. 3. In a first step, two subsequent framesets (a frameset is defined as one image from each camera) are acquired. Each frameset is taken on a specific time instance; the time between the acquisitions of both framesets is set by the frame rate of the camera. Secondly, the particles are segmented from the background and noise. In a third step, particles are matched between the left and right image (stereo matching) on each frameset. Based on the camera configuration and difference in position between the particles in these two images, the 3D position of the particles can be determined at two subsequent time instances. In a next step, the particles are matched in time: for each particle in the image of one camera, the corresponding particle in the next image is searched. This step is illustrated in Fig. 4. Finally, based on the difference in 3D position between the two time instances and the frame rate of the camera, the particle 3D velocity is determined. For more details, we refer to Hijazi et al. (2010, 2011,

2014b).

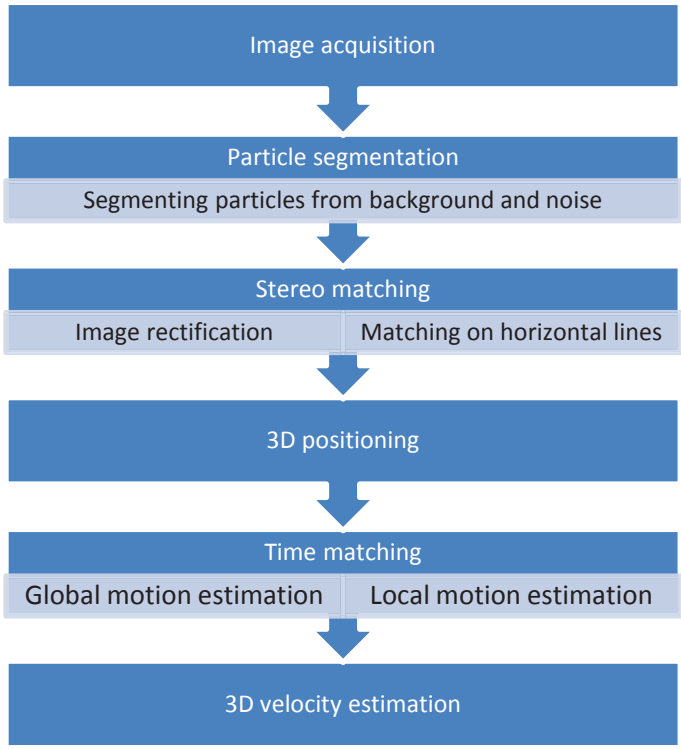

Fig. 3. Flowchart of algorithm for 3D position and velocity estimation of fertilizer particles

Although the results showed to be promising, the particle resolution on the images was too low, introducing matching errors and inaccuracies in the 3D positioning (Cool et al., 2015).

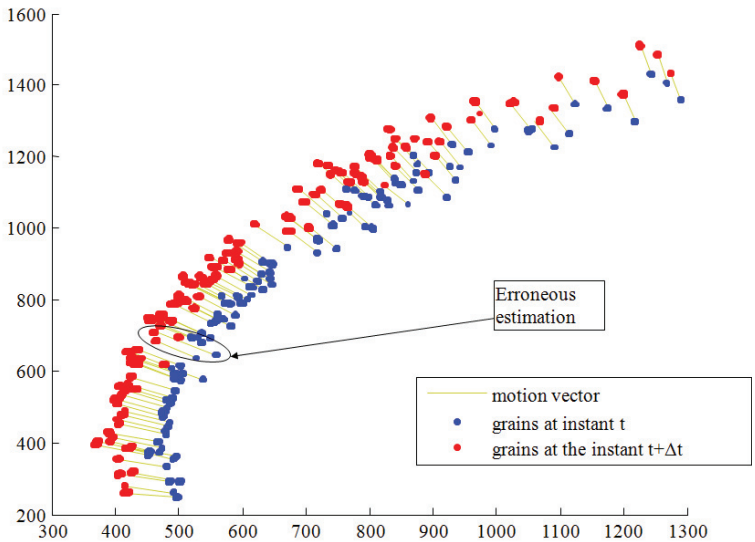

Fig. 4. Results from time matching algorithm for a throw of fertilizer particles (two different time instances)

4. Ongoing research

At the moment, a small field of view (for the sake of increased particle resolution on the images) high speed stereovision system is being developed in combination with adapted motion estimation algorithms and an improved ballistic model. High speed image acquisition is combined with a newly developed high illumination system for multi exposure, which enables the reliable and time efficient estimation of the spread pattern under controlled conditions. The usefulness of the proposed techniques for outdoor application is not yet evaluated.

References

Cool, S., Pieters, J. G., Mertens, K. C., Hijazi, B., Vangeyte, J., 2014. A simulation of the influence of spinning on the ballistic flight of spherical fertilizer grains. Computers and Electronics in Agriculture 105, 121-131.

Cool, S., Pieters, J. G., Mertens, K., Mora, S., Cointault, F., Dubois, J., Van De Gucht, T., Vangeyte, J., 2015. Development of a high irradiance LED configuration for small field of view motion estimation of fertilizer particles. Article submitted to Sensors on 27-07-2015 and accepted with minor revisions on 20-08-2015.

Cointault, F.; Vangeyte, J., 2005. Photographic Imaging Systems to Measure Fertilizer Granule Velocity during Spreading. In Proceedings of the International Fertilizer Society, London, UK.

Hijazi, B., Cointault, F., Dubois, J., Coudert, S., Vangeyte, J., Pieters, J. G., Paindavoine, M., 2010. Multi-phase cross-correlation method for motion estimation of fertilize granules during centrifugal spreading. Precision Agriculture 11, 684-702.

Hijazi, B., Vangeyte, J., Cointault, F., Dubois, J., Coudert, S., Paindavoine, M., Pieters, J. G., 2011. Two-step cross-correlation-based algorithm for motion estimation applied to fertilizer granules' motion during centrifugal spreading. Optical Engineering 50, 639-647.

Hijazi, B., Decourselle, T., Vulgarakis Minov, S., Nuyttens, D., Cointault, F., Pieters, J. G., 2012. The Use of High-Speed Imaging System for Applications in Precision Agriculture. In C. Volosencu (ed.), New Technologies – Trends, Innovations and Research (INTECH).

Hijazi, B., Vangeyte, J., Cool, S., Nuyttens, D., Dubois, J., Cointault, F., Pieters, J., 2014a. Predicting spread patterns of centrifugal fertilizer spreaders. In International conference on Agricultural Engineering – AgEng 2014 Zürich – Engineering for improving resource efficiency (ref C0632). The European Society of Agricultural Engineers (EurAgEng).

Hijazi, B., Cool, S., Vangeyte, J., Mertens, K., C., Cointault, F., Paindavoine, M., Pieters, J. G., 2014b. High speed stereovision setup for position and motion estimation of fertilizer particles leaving a centrifugal spreader. Sensors 14, 21466-21482.

Tissot, S., Miserque, O., Mostade, O., Huyghebaert, B., Destain, J. P., 2002. Uniformity of N-fertilizer spreading and risk of ground water contamination. Irrigation and Drainage 51: 17-24.

Vangeyte, J., Sonck, B., 2007. Development of a low cost method for measuring speed and direction of fertilizer grains to predict spread pattern from a centrifugal spreader. Proceedings of European Conference on Precision Agriculture, 415-422.

Vulgarakis Minov, S., Cointault, F., Vangeyte, J., Pieters, J. G., Nuyttens, D., 2015. Development of High-Speed Image Acquisition Systems for Spray Characterization Based on Single-Droplet Experiments. Transactions of ASABE58, 27-37.