



HAL
open science

Why do trees take more risks in the Amazon?

Jose Manuel Torres Ruiz, Hervé H. Cochard, S Delzon

► **To cite this version:**

Jose Manuel Torres Ruiz, Hervé H. Cochard, S Delzon. Why do trees take more risks in the Amazon?.
Journal of Plant Hydraulics, 2016, 3, pp.e005. hal-01290728


HAL Id: hal-01290728

<https://hal.science/hal-01290728v1>

Submitted on 18 Mar 2016

HAL is a multi-disciplinary open access archive for the deposit and dissemination of scientific research documents, whether they are published or not. The documents may come from teaching and research institutions in France or abroad, or from public or private research centers.

L'archive ouverte pluridisciplinaire **HAL**, est destinée au dépôt et à la diffusion de documents scientifiques de niveau recherche, publiés ou non, émanant des établissements d'enseignement et de recherche français ou étrangers, des laboratoires publics ou privés.



COMMENTARY

Why do trees take more risks in the Amazon?

J.M. Torres-Ruiz^{1,2*}, H. Cochard^{3,4} and S. Delzon^{1,2}

¹INRA, UMR 1202 BIOGECO, F-33610 Cestas, France; ²University of Bordeaux, BIOGECO, UMR 1202, F-33600 Pessac, France; ³INRA, UMR 547 PIAF, F-63100 Clermont-Ferrand; ⁴Blaise Pascal University, UMR 547 PIAF, F-63000 Clermont-Ferrand.

Corresponding author: José M. Torres-Ruiz, torresruizjm@gmail.com

Date of publication: January 31, 2016

Abstract

Rowland *et al.* (2015) published recently in *Nature* a study suggesting that "death from drought in tropical forests is triggered by hydraulics not carbon starvation". We have reanalyzed their data with the objective of placing them in a more global perspective.

Drought is one of the major forces shaping forest ecosystems around the world, but much remains unknown about the mechanisms by which drought causes trees to die (McDowell *et al.* 2011, Sevanto *et al.* 2014, Sala *et al.* 2010, Salmon *et al.* 2015). Rowland *et al.* (2015) have significantly advanced our understanding in this area. They showed that hydraulic failure of the xylem tissue, rather than carbon starvation, was the main factor triggering tree death in the tropical rainforest. The tree species of this ecosystem generally operate beyond the limits of hydraulic failure, which leaves them highly vulnerable to drought-induced death. This discovery is particularly significant, because hydraulic failure is highly predictable as it is determined solely by the structure of the sap transport system of each species and drought intensity.

Here, we aim to place the key findings of Rowland *et al.* (2015) into a more global perspective. The hydraulic safety margin (HSM) of trees can be defined as the difference between the minimum xylem pressure experienced during drought and the pressure causing 50% hydraulic failure. For this study, we computed the HSM values from a xylem functional trait database (Choat *et al.* 2012) covering 681 plant species from different sites and forest biomes worldwide. The HSM data for the Brazilian Amazon were obtained from Rowland *et al.* (2015).

The HSM values reported for the different forest biomes studied worldwide to date have always been positive, suggesting that hydraulic failure occurs only under conditions of extreme water deficit (Delzon and Cochard 2014). The HSM values of the species studied by Rowland *et al.* (2015) are unique in being very narrow in a control plot and even largely negative in a through-fall exclusion experiment (Fig. 1). This indicates that these trees operate at xylem pressures very close to the point of no return. The vulnerability of their xylem tissue is remarkably high, much higher than reported for all the other biomes of the planet (Choat *et al.* 2012). It will be important to confirm these values as the air-injection technique used in this study is known to overestimate xylem vulnerability for species with long vessels (Cochard *et al.* 2013, Torres-Ruiz *et al.* 2014). Similarly, the relationship found by Rowland *et al.* (2015) between xylem vulnerability and tree size might be biased by an open vessel artifact as taller trees tend to have longer vessels.

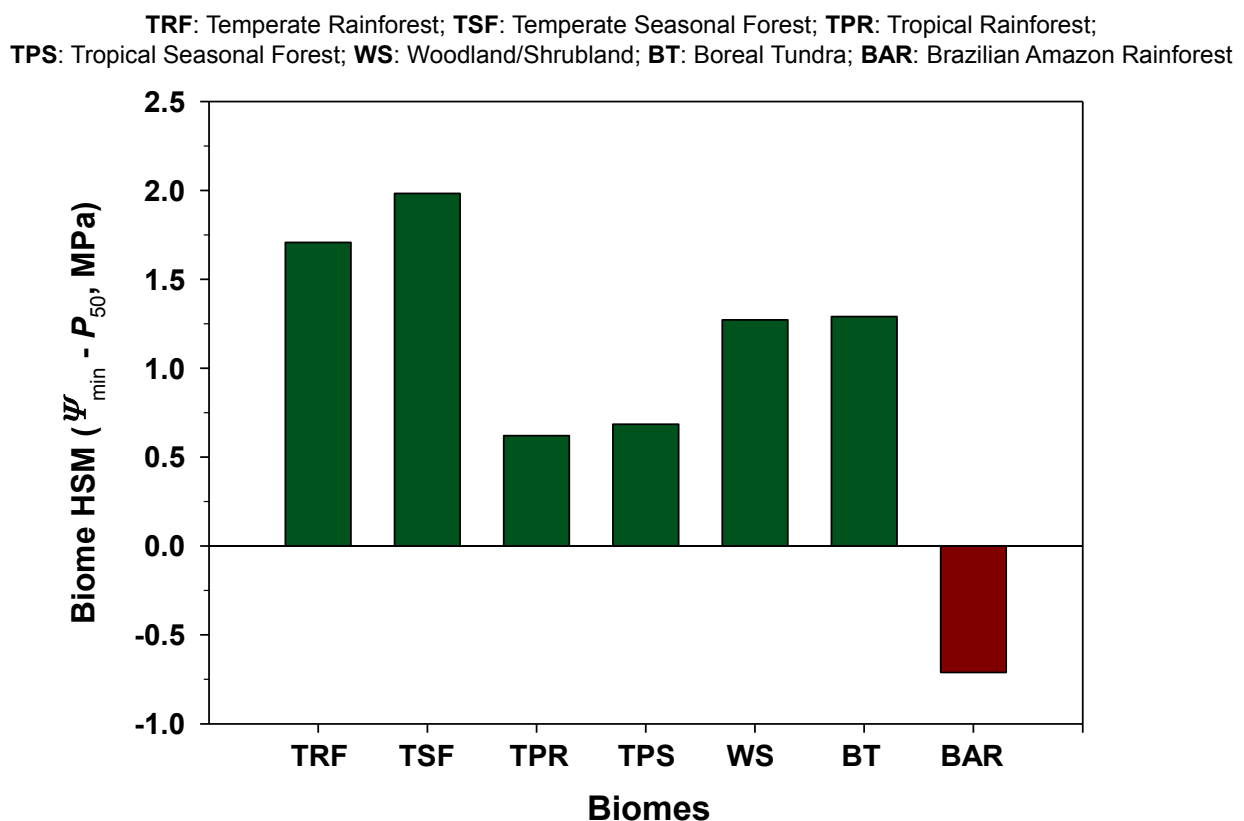


Figure 1. Hydraulic safety margins (HSM) for different forest biomes (green columns from Choat *et al.*, 2012) and for the species studied by Rowland *et al.* (2015) in the tropical rainforest of the Brazilian Amazon (dark red column).

If correct, this study raises many fascinating questions. Why do trees in the tropical rainforest of Brazilian Amazonia live so close to the edge? How do they cope with such small safety margins and high levels of embolism on a daily and seasonal basis? Will tree mortality rates increase in Amazonia with the predicted increase in drought event frequency due to climate change (IPCC 2007)? Further studies will be required to answer these questions, but a key point will be determining whether the findings of Rowland *et al.* (2015) apply to the entire Amazonian Basin. This is particularly relevant given that significant decreases in the size of the tropical rainforest in Amazonia, the largest in the world, would lead to major changes not only in the carbon cycle (Pan *et al.* 2011), but also in global atmospheric circulation, which is powered by the evaporation and condensation processes occurring within the rainforest (Malhi *et al.* 2007).

TPS: Tropical Seasonal Forest, **TPR:** Tropical Rainforest,
BAR: Brazilian Amazon Rainforest

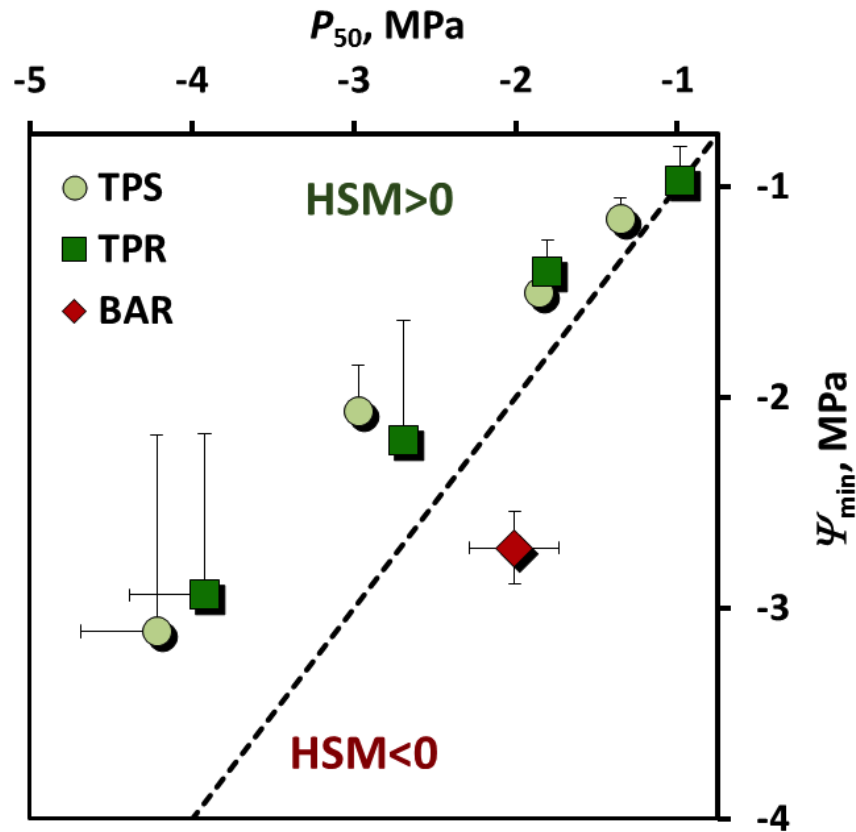


Figure 2. HSM values for different tropical biomes worldwide (dark and light green symbols) and for the Brazilian Amazon (dark red diamond). Ψ_{min} : minimum xylem pressure experienced during drought; P_{50} : pressure causing 50% hydraulic failure. Species in the Brazilian rainforest operate with negative safety margins, leaving them highly vulnerable to drought-induced death.

Very few HSM values have been reported for tropical species, but the available information (Choat *et al.* 2012, Barigah *et al.* 2014) suggests that other tropical biomes operate with safer margins (Fig. 2). The rather complex history of the Amazonian forest during recent glacial periods has shaped a mosaic of different habitats and ecosystems (Leite *et al.* 2016). The patterns observed by Rowland *et al.* (2015) in the Caxiuanã National Forest Reserve may not, therefore, be representative of the whole basin. A more global survey of tree hydraulic traits for the entire Amazon forest will be required to predict the stability of this ecosystem in the near future. Fortunately, robust, practical techniques are now available for large-scale surveys of this type (Cochard *et al.* 2005, 2015).

References

- Barigah TS, Aussenac G, Baraloto C, Bonal D, Cochard H, Granier A, Guehl JM, Huc R, Sobrado MA, Tyree MT. 2014. The water relations of two tropical rainforest species (*Viola surinamensis* and *Eperua falcata*): Is *Viola* unusual as previously reported? *Journal of Plant Hydraulics* 1: e002
- Choat B, Jansen S, Brodribb TJ, Cochard H, Delzon S *et al.* 2012. Global convergence in the vulnerability of forests to drought. *Nature* 491: 752–55
- Cochard, Damour G, Bodet C, Tharwat I, Poirier M, Améglio T. 2005. Evaluation of a new centrifuge technique for rapid generation of xylem vulnerability curves. *Physiol Plantarum* 124: 410–418
- Cochard H, Badel E, Herbette S, Delzon S, Choat B, Jansen S. 2013. Methods for measuring plant vulnerability to cavitation: a critical review. *Journal of Experimental Botany* 64: 4779–479
- Cochard H, Delzon S, Badel E. 2015. X-ray microtomography (micro-CT): a reference technology for high-resolution quantification of xylem embolism in trees. *Plant Cell and Environment*. 38: 201–206
- Delzon S, Cochard H. 2014. Recent advances in tree hydraulics highlight the ecological significance of the hydraulic safety margin. *New Phytologist* 203: 355–358
- IPCC Climate Change. 2007. The Physical Science Basis. Vol 1009. Cambridge University Press, Cambridge, UK.
- Leite YL, Costa LP, Loss AC, Rocha RG, Batalha-Filho H, Bastos AC, *et al.* 2016. Neotropical forest expansion during the last glacial period challenges refuge hypothesis. *Proceedings of the National Academy of Sciences* 201513062
- Malhi Y, Roberts JT, Betts RA, Killeen TJ, Li W, Nobre CA. 2008. Climate change, deforestation, and the fate of the Amazon. *Science* 319: 169–172
- McDowell NG. 2011. Mechanisms linking drought, hydraulics, carbon metabolism, and vegetation mortality. *Plant Physiology* 155: 1051–1059
- Pan Y, Birdsey RA, Fang J, Houghton R, Kauppi PE, Kurz WA *et al.* 2011. A large and persistent carbon sink in the world's forests. *Science*, 333: 988–993
- Rowland L, Da Costa ACL, Galbraith DR, Oliveira RS, Binks OJ, Oliveira AAR *et al.* 2015. Death from drought in tropical forests is triggered by hydraulics not carbon starvation. *Nature* 528:119–122
- Sala A, Piper F, Hoch G. 2010. Physiological mechanisms of drought-induced tree mortality are far from being resolved. *New Phytologist* 186: 274–281
- Salmon Y, Torres-Ruiz JM, Poyatos R, Martinez-Vilalta J, Meir P, Cochard H, Mencuccini M. 2015. Balancing the risks of hydraulic failure and carbon starvation: a twig scale analysis in declining Scots pine. *Plant Cell and Environment* 38: 2575–2588.
- Sevanto S, McDowell NG, Dickman LT, Pangle R, Pockman WT. 2014. How do trees die? A test of the hydraulic failure and carbon starvation hypotheses. *Plant Cell and Environment* 37: 153–151
- Torres-Ruiz JM, Cochard H, Mayr S, Beikircher B, Diaz-Espejo A, Rodriguez-Dominguez CM, Badel E, Fernández JE. 2014. Vulnerability to cavitation in *Olea europaea* current-year shoots: further evidence of an open-vessel artifact associated with centrifuge and air-injection techniques. *Physiologia Plantarum* 152: 465–474