



HAL
open science

Localized states in advanced dielectrics from the vantage of spin- and symmetry-polarized tunnelling across MgO

Filip Schleicher, U. Halisdemir, Daniel Lacour, M. Gallart, Samy Boukari, G. Schmerber, V. Davesne, P. Panissod, D. Halley, H. Majjad, et al.

► To cite this version:

Filip Schleicher, U. Halisdemir, Daniel Lacour, M. Gallart, Samy Boukari, et al.. Localized states in advanced dielectrics from the vantage of spin- and symmetry-polarized tunnelling across MgO. *Nature Communications*, 2014, 5, pp.4547. 10.1038/ncomms5547 . hal-01282617

HAL Id: hal-01282617

<https://hal.science/hal-01282617v1>

Submitted on 19 Aug 2024

HAL is a multi-disciplinary open access archive for the deposit and dissemination of scientific research documents, whether they are published or not. The documents may come from teaching and research institutions in France or abroad, or from public or private research centers.

L'archive ouverte pluridisciplinaire **HAL**, est destinée au dépôt et à la diffusion de documents scientifiques de niveau recherche, publiés ou non, émanant des établissements d'enseignement et de recherche français ou étrangers, des laboratoires publics ou privés.

ARTICLE

Received 19 Dec 2013 | Accepted 27 Jun 2014 | Published 4 Aug 2014

DOI: 10.1038/ncomms5547

Localized states in advanced dielectrics from the vantage of spin- and symmetry-polarized tunnelling across MgO

F. Schleicher¹, U. Halisdemir¹, D. Lacour², M. Gallart¹, S. Boukari¹, G. Schmerber¹, V. Davesne¹, P. Panissod¹, D. Halley¹, H. Majjad¹, Y. Henry¹, B. Leconte¹, A. Boulard¹, D. Spor¹, N. Beyer¹, C. Kieber¹, E. Sternitzky¹, O. Cregut¹, M. Ziegler¹, F. Montaigne², E. Beaurepaire¹, P. Gilliot¹, M. Hehn² & M. Bowen¹

Research on advanced materials such as multiferroic perovskites underscores promising applications, yet studies on these materials rarely address the impact of defects on the nominally expected materials property. Here, we revisit the comparatively simple oxide MgO as the model material system for spin-polarized solid-state tunnelling studies. We present a defect-mediated tunnelling potential landscape of localized states owing to explicitly identified defect species, against which we examine the bias and temperature dependence of magnetotransport. By mixing symmetry-resolved transport channels, a localized state may alter the effective barrier height for symmetry-resolved charge carriers, such that tunnelling magnetoresistance decreases most with increasing temperature when that state is addressed electrically. Thermal excitation promotes an occupancy switchover from the ground to the excited state of a defect, which impacts these magnetotransport characteristics. We thus resolve contradictions between experiment and theory in this otherwise canonical spintronics system, and propose a new perspective on defects in dielectrics.

¹Institut de Physique et Chimie des Matériaux de Strasbourg (IPCMS), UMR 7504 CNRS, Université de Strasbourg, 23 Rue du Loess, BP 43, 67034 Strasbourg, France. ²Institut Jean Lamour UMR 7198 CNRS, Université de Lorraine, BP 70239, 54506 Vandoeuvre les Nancy, France. Correspondence and requests for materials should be addressed to M.B. (email: Martin.Bowen@ipcms.unistra.fr).

Today's information technology society is predicated upon the mastery of growing high-quality, archetypical semiconductors such as Si and GaAs within ever more refined heterostructures. This notably involved an explicit, 40-year study of, and control over, defects within these key historical semiconductors. Against this backdrop of painstaking, difficult and thus meticulous materials defect research, a different materials research paradigm is emerging. With societal goals ranging from enhanced, multilevel memories to artificial synapses to energy harvesting, this research paradigm aims to rapidly deploy the intrinsic properties of novel, advanced materials within device heterostructures with enhanced functionalities. For instance, multiferroics such as GaFeO₃ (ref. 1) intertwine the material's internal magnetic and electric degrees of freedom to promote a path towards multilevel memories. Also, a memristive device based on ferroelectricity was reported with applications, for instance, as hardware-oriented artificial synapses².

Thus, within the present materials research paradigm, both the fast pace of today's research and the sheer number of materials candidates mostly preclude the possibility to meticulously study structural defects within these advanced materials. This impedes an assessment of the impact that such defects may have on the nominally expected materials property. For instance, magnetic tunnel junctions (MTJs) that comprise a ferroelectric³ or multiferroic⁴ barrier yield devices with four addressable states, yet the same result may be achieved with a simple paraelectric barrier with altered stoichiometry^{5–8}. Furthermore, at the nanoscale, defects shall strongly affect a dielectric material's effective properties, including the intrinsic property that prompted initial research interest in the material.

This impact of defects on the dielectric material's nominally expected properties has, for instance, led to controversy in the field of oxide-based dilute magnetic semiconductors⁹. It has also proven useful to understand the properties of two-dimensional electron gases at the interfaces between correlated oxides^{10,11}. In the present work, we focus on the comparatively simple oxide MgO. Epitaxial or textured MgO-based MTJs are deemed to constitute a canonical example of spin-polarized solid-state tunnelling¹², with applications ranging from read-heads of hard disk drives¹³ to non-volatile random access memory¹⁴ to magnetic sensors¹⁵ or spin-torque nano-oscillators¹⁶. Yet tunnelling magnetoresistance ratios (TMRs) remain one order of magnitude below those predicted¹⁷. The impact of intrinsic effects such as magnon and phonon generation on TMR has been documented^{18,19}. On the other hand, the impact of structural defects in MgO on tunnelling is only emerging in this otherwise widely studied, canonical spintronic system^{20–26}. Indeed, defects have been qualitatively suspected of accounting for much lower tunnelling barrier heights than expected^{12,27}. Defects are thus generally considered to hinder magnetotransport²⁸. This has spurred efforts to control the density of oxygen vacancies during MgO growth²⁷, although a more recent theory suggests that spatially close oxygen vacancies, or even paired oxygen vacancies known as M centres, lead to symmetry-conserving transport²⁵. However, without knowing of precisely which defect species is responsible for altering magnetotransport in a given MTJ, it is difficult to understand, let alone control, the impact of defects on magnetotransport. This immature state-of-the-art is all the more surprising considering that defects within MgO-based MTJs may be magnetic^{29–31}, and are thought to underscore advanced device functionalities such as memristive effects^{22,32,33}, which may be likened to the operation of a synapse-neuron pathway³⁴.

As an example of utilizing defects in advanced oxides, we aim to recast the foundation of spin-polarized solid-state tunnelling, within the canonical Fe/MgO system, on a more solid footing that explicitly accounts for how a precise defect species impacts solid-

state tunnelling across MgO. In simple terms, this foundation rests upon a substantially lower tunnelling barrier height ϕ across MgO for electrons with Δ_1 electronic symmetry compared with Δ_5 electrons^{35–37}. It is in turn the strong spin polarization of Δ_1 electrons at the Fermi level E_F in bcc-oriented Fe, Co, FeCo and FeCoB alloys that leads to predicted TMR values of 10,000%. Experimentally, beyond initial experiments that confirm this band structure mechanism of spin-polarized solid-state tunnelling^{38–42}, TMR values that reach 1,100% (600%) at low (room) temperature⁴³ confirm the broad outlines of this theoretical backdrop.

Nevertheless, several aspects of this apparently clear foundation remain puzzling. Why is the highest experimental TMR⁴³ one order of magnitude lower than that predicted^{35,36}? Why does the TMR signal decrease so much with increasing temperature? The answer lies in resolving a third contradiction. As seen in Table 1, deduced experimental barrier heights ϕ for the top performing MTJs may reach a mere 0.4 eV, rather than the 3.9 eV expected considering the 7.8 eV band gap³⁷ and a MTJ Fermi level pegged to the charge-neutrality level at the band gap centre⁴⁴. In addition, experiments reveal little difference between the values ϕ_P and ϕ_{AP} measured in the parallel (P) and antiparallel (AP) configurations of ferromagnetic electrode magnetizations. For instance, MTJs presented in this paper yield⁴⁵ $\phi_P^{exp} = 0.62$ eV and $\phi_{AP}^{exp} = 0.5$ eV at room temperature and a TMR of $\sim 100\%$ at 10 mV applied bias⁴⁶. These values are typical of results reported by certain members of the community (see Table 1). This is puzzling because tunnelling in the P(AP) states, and the ensuing large TMR, is understood to reflect dominant $\Delta_1(\Delta_5)$ transport^{12,35}, yet $\phi(\Delta_1)$ is theoretically quite smaller than $\phi(\Delta_5)$, both in the bulk³⁷ and in the tunnel barriers of MTJs^{35,36}. In other words, despite rather similar barrier heights for Δ_1 and Δ_5 electrons (or even $\phi(\Delta_1) > \phi(\Delta_5)$), which are both much lower than expected, large values of TMR are observed.

In the following, we resolve these apparent contradictions by considering the impact of defects on solid-state tunnelling. Indeed, these experimentally measured barrier heights emphasize those defined by localized defect states within the MgO band gap, and do not correctly weigh in tunnelling by holes(electrons) with respect to the valence(conduction) band edges as considered theoretically. This is how one can simultaneously obtain $R_P < R_{AP}$ and $\phi_P > \phi_{AP}$. We find that thermal excitations promote an occupancy switchover from the ground to the excited state of a defect. This alters the effective, symmetry-dependent barrier heights, as well as the ensuing TMR when probed at a bias voltage that electrically addresses the relevant defect level.

Table 1 | Spread of reported barrier heights in MgO MTJs.

Experiments	Low-bias RT TMR (%)	ϕ (eV)
Freitas ⁶⁵	165	0.45–0.59
Moodera ²⁰	130	0.39 (Defect)/0.82 (background)
Yuasa ⁴⁰	180	0.39
Parkin ⁴¹	220	1.1–1.7
This work		
Brinkman fit ⁵⁷	100	1.2 (P)/0.8 (AP)
\hat{I}_{rel} fit ⁴⁵	100	0.62 (P)/0.5 (AP)

MTJs, magnetic tunnel junctions; RT, room temperature; TMR, tunnelling magnetoresistance ratio. Correlation between values of TMR found at RT and low bias and the tunnelling barrier height ϕ , which was typically found using an analytical model^{56,57}. Barrier heights for our MTJs are presented for two models^{45,57}, which we compare throughout the manuscript. Many reports such as refs 21,43 do not discuss the actual device barrier height, let alone the barrier heights for P and AP.

Results

Defect-induced potential landscape of tunnelling across MgO.

While research on MgO defects remains immature compared with that for Si or GaAs, it is more advanced than that for other binary oxides such as TiO₂ (ref. 47) or the prototypical ternary oxide SrTiO₃ (ref. 48). In general terms, a defect defines an energetical potential well located in the dielectric band gap that contains neutral/charged ground states and corresponding excited states⁴⁹. We present in Fig. 1a an energy diagram that summarizes literature^{49–52} on the energy positions, within the MgO optical band gap of the ground and excited states (labelled *) of selected neutral and charged (labelled +) structural defects. In general terms, oxygen vacancies, labelled F, may appear within the upper half of the band gap, while magnesium vacancies (not on the picture) appear closer to the valence band⁵³ (VB). This reflects the respective donor/acceptor roles of these two species of vacancies for the MgO dielectric. We also represent paired oxygen vacancies, or M centres⁵⁴, and refer the reader to the Supplementary Note 1 and Supplementary Fig. 1 for further details.

To understand which defect species are present in the MgO tunnel barriers of our MTJ stacks, we have performed photoluminescence (PL) on FeCoB/MgO stacks that were also prepared under standard MTJ conditions (see Methods). Typical PL results, acquired at $T = 300$ K and using 3.8 eV light to optically activate M centres, are shown in Fig. 1b. Comparing with the energy positions of oxygen vacancies shown in Fig. 1a, we broadly identify PL peaks in terms of transitions between the excited and ground states of F and F⁺ centres. The small feature at 3.3 eV

may also incorporate the PL resulting from M centres⁵², but owing to its negligible amplitude we conclude that the MgO barrier of our stack contains predominantly F/F⁺ and F⁺⁺ states. Figure 1c shows the temperature dependence of the PL spectrum on the MgO of our MTJs. The PL peak at 1.7 eV, which reflects a F⁺⁺ → F⁺ recombination, decreases markedly with increasing T within $4 \text{ K} < T < 300 \text{ K}$, while the PL peak at 2.8 eV, which reflects a F/F⁺ to VB recombination, persists with increasing T . Taken together, and in agreement with the literature⁵², we infer that the F/F⁺ population remains broadly constant within $4 \text{ K} < T < 300 \text{ K}$, while the F⁺⁺ population increases markedly for $T > 80 \text{ K}$.

Intrinsic and defect-mediated tunneling regimes. Spin-polarized solid-state tunnelling spectroscopy on lithographically processed stacks⁸ can reveal the junction electrodes' electronic structure^{12,55}, the junction's symmetry-resolved barrier heights³⁷ and inelastic tunnelling phenomena¹⁹ that includes hopping onto defect states²⁴. We note that, since the Δ_1 complex loop, which spans the band gap and defines the wavefunction decay through tunnelling, is rather flat within at least ± 1.1 eV about the band gap centre, both electron and hole tunnelling with respect to states above and below E_F are considered³⁷ (rescaling the local density approximation (LDA)-derived 4.7 eV MgO band gap to its experimental value of 7.8 eV yields a flat Δ_1 band over 2.2 eV about the charge-neutrality level-pegged chemical potential³⁷. F centres strongly alter the Δ_1 complex loop²⁸, but we nevertheless observe hole tunnelling across the F centre.).

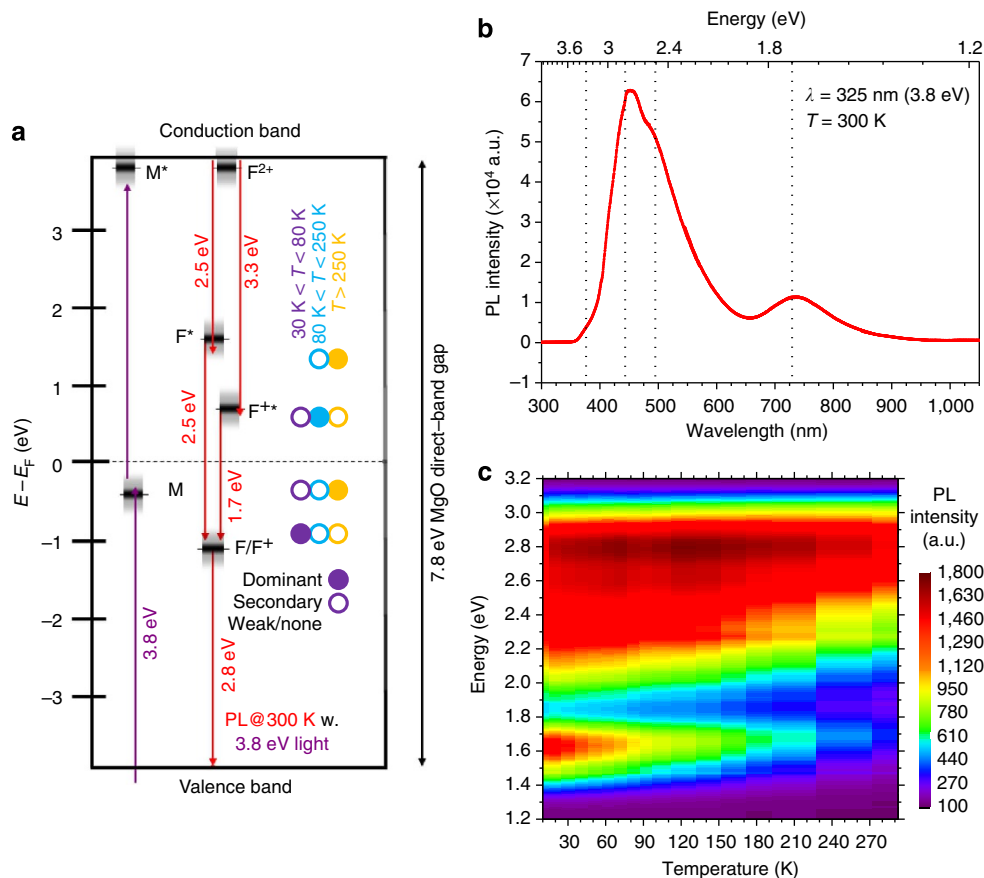


Figure 1 | Oxygen vacancies in MgO. (a) Schematic diagram of the energy positions of oxygen vacancies in the MgO barrier^{49,50,54,69}. See Supplementary Note 1 for further details. PL processes resulting from 3.8 eV optical excitation are also represented. A legend depicts for each localized state the robustness of thermal addressing within specific T ranges. (b) Typical PL spectrum at $T = 300$ K and (c) temperature dependence of the PL spectrum from MgO(2.5 nm) tunnel barriers collected after excitation with 3.8 eV light. Data in (b) for $\lambda < 350$ nm has been zeroed.

Solid-state tunnelling across a dielectric containing structural defects shall occur with respect to these defects' numerous energy levels. As such, models such as Simmons⁵⁶ or Brinkman⁵⁷ that consider only one barrier height fail to capture the complex tunnelling potential landscape mediated by defects. To circumvent this problem, we extend the \hat{I} method^{37,45,58} by considering $\hat{I}_{\text{rel}} = (I_{T2}/I_{T1}) - 1$, where I_{T1} and I_{T2} are values of I obtained from $I(V)$ measurements performed at consecutive temperatures $T_2 > T_1$ and $dT = T_2 - T_1$. Peaks in \hat{I} may thus reveal the energy position relative to E_F at which a feature (for example, band structure, defect levels) in the junction's potential landscape state may, thanks to thermal excitation from T_1 to T_2 , provide an additional contribution to the current across the MTJ. As such, \hat{I}_{rel} yields the impact of thermal excitation at a precise temperature. For a comparison of room-temperature results obtained this way with those yielded by the widely used Brinkman model⁵⁷, please refer to Supplementary Note 2; Supplementary Figs 2–4; Supplementary Table 1.

In the first set of experiments performed on our MTJs using the \hat{I}_{rel} method, we studied the transition from an intrinsic regime of magnetotransport to one mediated by tunnelling with respect to defect states. We present in Fig. 2 \hat{I}_{rel} in the P and AP MTJ configurations for $dT = 10$ K. We set aside the magnon generation region within $E = E_F \pm 0.1$ eV. In a first regime for $T < 20$ K, $\hat{I}_{\text{rel}}^{\text{AP}}$ yields a peak at 0.8 eV that is not present in $\hat{I}_{\text{rel}}^{\text{P}}$. We attribute this AP feature to $\Delta_{1\uparrow}$ electrons tunnelling into the bottom of the $\Delta_{1\downarrow}$ band of the electrode that collects the current⁴². Similarly, the minimum in $\hat{I}_{\text{rel}}^{\text{P}}$ at 1.35 eV is attributed to spectrally reaching the top of the $\Delta_{1\uparrow}$ band (without a reference to $\text{Co}_{0.4}\text{Fe}_{0.4}\text{B}_{0.2}$ band structure calculations, we average the Co and Fe energy levels from ref. 59 and neglect the impact of B. See p.154 of ref. 46). Above this voltage, despite additional thermal energy, the tunnelling rate across the junction is expected to decrease as no additional electrons states due to thermal broadening can collect the $\Delta_{1\uparrow}$ tunnelling current.

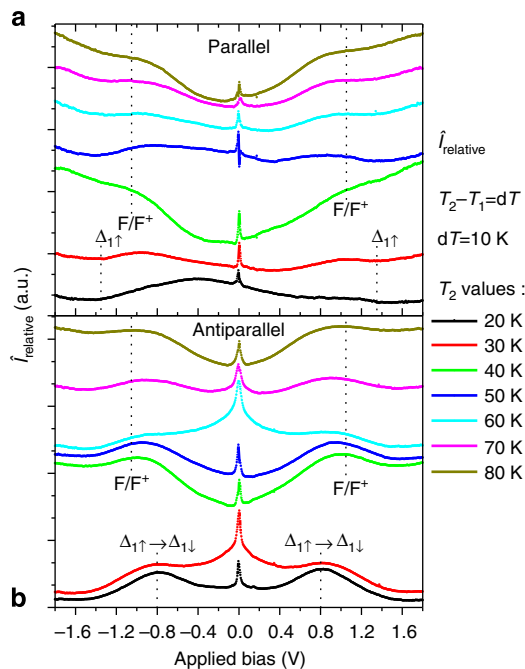


Figure 2 | Thermal switchover from intrinsic to defect-mediated tunnelling. $\hat{I}_{\text{rel}}(V, T)$ in the (a) P and (b) AP MTJ states within $9\text{ K} < T < 80\text{ K}$ with $dT = 10\text{ K}$. Consecutive curves are shifted upwards for clarity reasons. The bias voltage positions of the corresponding intrinsic and extrinsic features are marked.

Thermal addressing of the F/F^+ ground state. For $T > 30\text{ K}$, the aforementioned intrinsic features in \hat{I}_{rel} found for both P and AP are dominated by a new feature appearing at $E = E_F + 1.05\text{ eV}$. By comparing with the energy schematic in Fig. 1a, and by pegging E_F to the band gap centre³⁷ (see Fig. 1a), we attribute this feature to tunnelling across the ground state of neutral/singly charged oxygen vacancies within the barrier (that is, F/F^+). The spectral position and defect species assignment of this feature correspond quantitatively to that inferred from theoretical predictions²⁸ and scanning tunneling microscopy experiments⁶⁰. We observe, however, that contrary to predictions²⁸, the F/F^+ centre does affect transmission in the AP state, as explained hereafter.

To more closely observe the impact of the F/F^+ level on magnetotransport, we present a separate data set of measurements in (V, H, T) parameter space performed on a similar MTJ. To guide the reader through the unconventional representations of our data set, we present this data set in Figs 3–5. Rather than discuss all elements of a given representation and accompanying figure, we synthetically discuss the evolution of barrier heights and the TMR signal for consecutive ranges of temperature, referring to respective figures and their panels. We first present in panels of Fig. 3 \hat{I}_{rel} data with $dT = 3\text{ K}$ in bias and temperature parameter space (V, T) with 5 mV and 3 K resolutions for the P and AP configurations, respectively. We then examine the corresponding thermally activated decrease in TMR by plotting

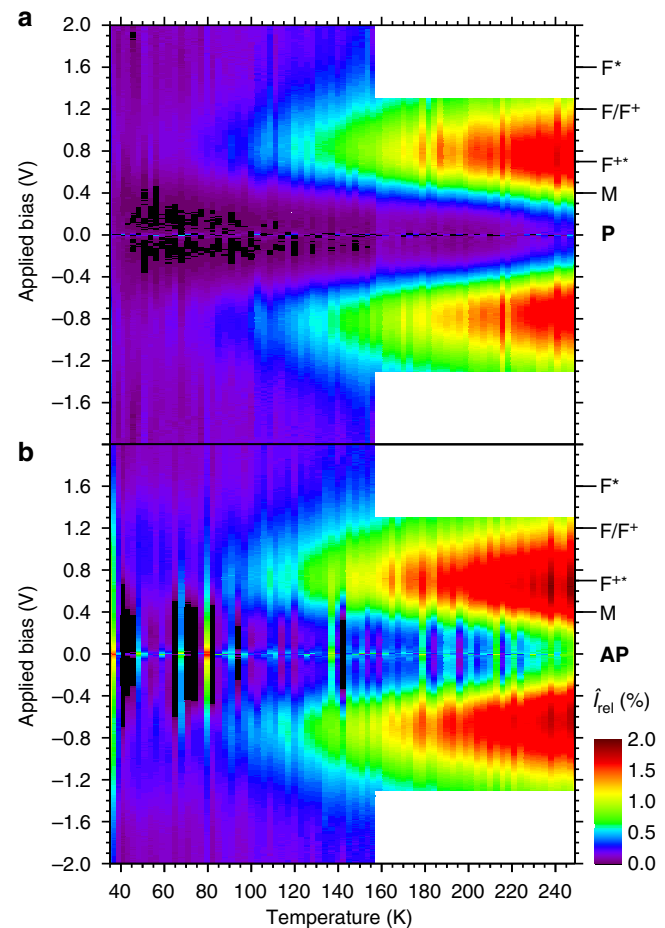


Figure 3 | Voltage-temperature maps of thermal impact on spin-polarized tunnelling. \hat{I}_{rel} data in the (a) P and (b) AP MTJ states with $dT = 3\text{ K}$ within $33\text{ K} < T < 252\text{ K}$. Measurements above 155 K were performed only up to 1.3 V to avoid MTJ degradation/breakdown. For both panels the temperature step $dT = 3\text{ K}$.

$(\text{TMR}(V, T)/\text{TMR}(V, T_{\text{ref}}) - 1) \times 100$ in Fig. 4, where $T_{\text{ref}} = 33$ K in the upper panel (absolute TMR thermal decrease) and $T_{\text{ref}} = T - 9$ K (that is, $dT = 9$ K) in the lower panel (relative TMR thermal decrease—plotting $\text{TMR}_{\text{rel}} = (\text{TMR}(T_2)/\text{TMR}(T_1) - 1) \times 100$ with $dT < 9$ K did not yield a useable map owing to noise issues). As a synthesis, we present the temperature-dependent evolution of the position and amplitude of the main peak of $\hat{I}_{\text{rel}}^{\text{P}}$, $\hat{I}_{\text{rel}}^{\text{AP}}$ and the relative TMR drop in Fig. 5. To not alter or destroy our MTJs through defect-mediated electromigration⁶¹, we have found it necessary to limit measurements up to $T = 155$ K at $|V| = 2$ V, and up to $T = 250$ K at $|V| = 1.3$ eV.

At $T = 40$ K, the data set in Fig. 2 clearly reveals the weight of the F/F^+ level on tunnelling for both P and AP MTJ configurations. Since the colour scale in Fig. 3 spans $30 \text{ K} < T < 250$ K, the F/F^+ weight at $T = 40$ K is visible in the AP data but hardly in the P data. The agreement between the two data sets nevertheless becomes apparent when considering the \hat{I}_{rel} peak positions and amplitudes for P and AP presented in Fig. 5a. These \hat{I}_{rel} peaks are spectrally associated with an immediate significant decrease in TMR at $V = 1.2$ V due to thermal activation for $T > 30$ K in both P and AP regardless of the sign of applied bias (see Figs 4 and 5b).

Thermal addressing of the F^{+*} excited state. For $30 \text{ K} < T < 80$ K, both P and AP \hat{I}_{rel} peaks shift rapidly from the F/F^+ -induced peak at 1.2 V to lower bias voltage values. Within this temperature range, the TMR thermal drop is centered at 1.2 V, but its amplitude decreases. Above 80 K, the \hat{I}_{rel} shift lessens

while the peaks' height starts to increase markedly. Interestingly, the decrease in barrier height with increasing temperature is not the same for the P and AP channels for $T > 80$ K. As seen in Fig. 5a, this leads to a clear difference between ϕ_{P} and ϕ_{AP} that we will discuss hereafter. Concurrent to this change in tunnelling barrier characteristics at $T = 80$ K is an abrupt change in the bias position of the maximum in relative TMR thermal drop from 1.2 to 0.7 V. The amplitude of the TMR thermal drop, which was decreasing within $30 \text{ K} < T < 80$ K, stabilizes before increasing for $T > 100$ K. From our high-resolution (V, T) maps, we infer that this reflects the gradually increasing impact on magnetotransport of a feature at $V \sim \pm 0.7$ V. Indeed, above 80 K, this feature becomes more prominent in the TMR thermal drop, and at 100 K it totally dominates all other spectral signatures of TMR decrease. In agreement with Fig. 1a and the $\text{PL}(T)$ data of Fig. 1c, we explicitly ascribe this mechanism to an increase, upon thermal activation, in the weight of tunnelling across the excited state of F^+ centres (that is, F^{+*}), located at $E - E_{\text{F}} = 0.7$ eV compared with their neutral counterparts at $E - E_{\text{F}} = -1.1$ eV.

Other defect states. In addition to the clear spectroscopic signatures of F/F^+ and F^{+*} centres within magnetotransport, we provide evidence for more subtle signatures of additional defect states. Indeed, we anticipate that centres in MgO may exhibit a 300–400-meV spectral width as schematized in Fig. 1a and in

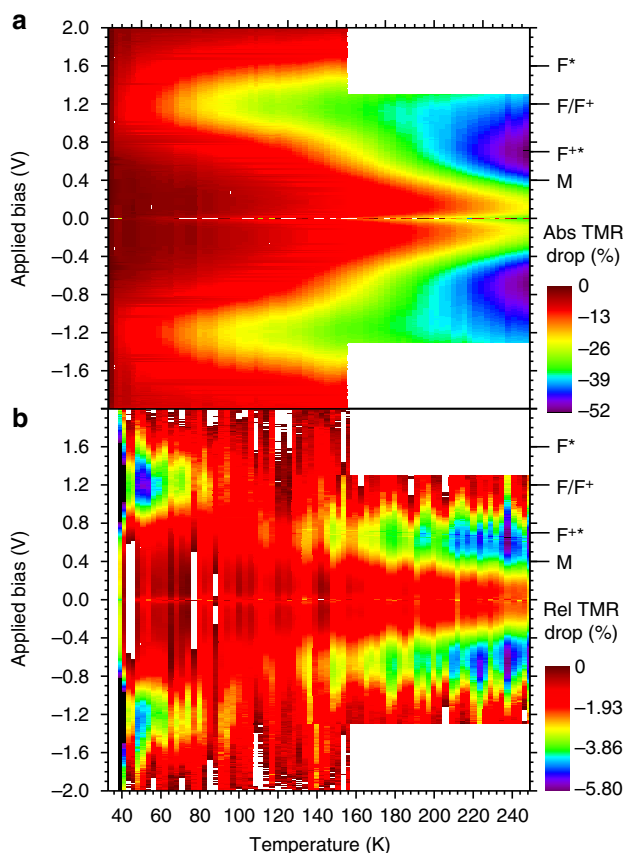


Figure 4 | Voltage-temperature maps of TMR thermal decrease. Impact on the spectrally resolved TMR of (a) an absolute (compared with $T = 33$ K) and (b) a relative (9 K step) temperature increase.

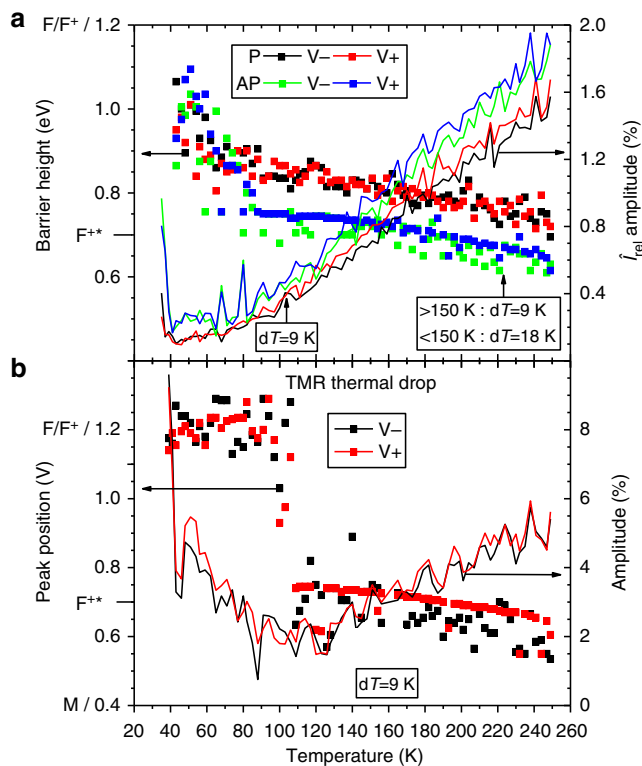


Figure 5 | Thermal switchover from ground to excited state-mediated tunnelling magnetotransport. Temperature dependencies of the (a) effective barrier height and amplitude of the maxima of the P and AP \hat{I}_{rel} ; and of (b) the position and amplitude of the minimum in the TMR relative thermal decrease. Data for both $V > 0$ and $V < 0$ are shown. Owing to very low \hat{I}_{rel} peak amplitudes at low temperature and ensuing uncertainties in ϕ , we represent ϕ using $dT = 9$ K for $T > 150$ K and $dT = 18$ K for $T < 150$ K.

agreement with findings regarding the F^{++} state, as well as with the theory on the F centre²⁸. Yet the spectral width at which the TMR decreases by $\sim -10\%$ in the spectral vicinity of the F centre is 0.9–1.6 V at $T=50$ K. A similar effect occurs for \hat{I}_{rel} (see Fig. 3). This doubling of spectral width, and shift to higher energies, implies the presence of an additional state at higher energy. This might reflect the excited state of F centres (that is, F^*) at $E=E_F+1.6$ eV. Referring to Supplementary Note 3; Supplementary Figs 5–6, the thermal trends in I_P and I_{AP} suggest that this excited state yields a thermal onset to increased hopping transport in both P and AP channels at 70 K, as well as at 130 K. This leads to subtle onsets of TMR decreases at these temperatures.

Finally, as another subtle effect, we observe a relatively resilient TMR amplitude due to thermal activation within $|V|<0.4$ V at $T=35$ K, which shrinks in spectral extent with increasing temperature and is overtaken by the contribution from the F^{++} state at around 100 K (see Fig. 4a). Furthermore, we see that the spectral positions of the \hat{I}_{rel} peaks and of the relative TMR thermal decrease may shift to values below that of the F^{++} state for $T>200$ K. Referring to Supplementary Fig. 2d, this trend is especially marked in the relative TMR thermal decrease for $T>250$ K. This might reflect the impact of the M ground state at 0.4 eV away from E_F ²⁵.

Discussion

The aforementioned results are representative of a larger ensemble of data acquired on several samples, which we present in Supplementary Note 3. As summarized in Table 2, our data thus describe defect-mediated solid-state tunnelling in terms of the ground and excited states of precisely identified defect species, whose impact on magnetotransport is present at both precise values of applied bias (the ability to spectrally characterize our results for both bias polarities suggests that defects are spatially present within the barrier at least at both interfaces, if not throughout the barrier⁴⁵) and in specific temperature ranges. We address these two points in what follows.

We emphasize the importance of spectrally identifying defect species within magnetotransport. Indeed, Teixeira *et al.*²⁴, who find inelastic electron tunneling spectroscopy (IETS) signatures of defect-assisted tunnelling at precisely the same energy positions as here, remain uncertain as to why, at $V=0.4$ eV, there is an IETS signature in the Δ_1 -dominated P but not the Δ_5 -dominated AP channel^{12,37}. Our data indicate that this defect does not dominate transport across our MTJs for $T<250$ K. Nevertheless, our work suggests that this defect is a M centre that, furthermore, is predicted²⁵ to promote coherent, that is, symmetry- and spin-conserved transport. *Ab initio* theory predicts a dominant Δ_1 symmetry for the F centre²⁸. Although no such calculations exist for M centres, we argue that, owing to a similar energy position within the band gap and a rather constant Δ_1 decay parameter in this energy range³⁷, this means that the M centre is dominantly of

Δ_1 character, and hardly of Δ_5 character. It is thus improbable to have Δ_5 hopping conduction in the AP channel onto the M centre, especially since the M centre cannot flip²⁵ the carrier's symmetry to Δ_1 for enhanced tunnelling probability off of the defect site. We thus explain the absence of an IETS signature of defect-assisted tunnelling in the AP state in certain MgO MTJs²⁴. In our MTJs, however, M centres appear to dominate conduction in the AP state for $T>250$ K (see Supplementary Fig. 2d). The inferred loss of coherence in magnetotransport could, in turn, explain the lower TMR that we observe at room temperature (see Table 1).

If AP tunnelling does not proceed with respect to the M centre, it then does so with respect to the next lowest state, which in our case would be the F^{++} state for $T>80$ K. Thus, we also resolve the glaring, aforementioned contradiction between low barrier heights and enhanced TMR in MgO-based MTJs (see Table 1). Indeed, this shows that MgO-based MTJs with large densities of M centres benefit from a highly conductive P state, thanks to defect-assisted tunnelling with respect to a 0.4 eV barrier height defined by states that maintain the symmetry and spin polarization of charge carriers²⁵, and thus conserve high values of TMR at room temperature. Experiments on such MTJs should thus yield a higher barrier height for AP than for P.

In contrast to M centres, distant oxygen vacancies (that is, F/F⁺ centres) lead to incoherent hopping transport²⁵, meaning that defect-assisted tunnelling can switch the symmetry of the charge carrier. Remember that our MTJs are dominated by F-type tunnelling, while those of Teixeira *et al.*²⁴ also exhibit M-type tunnelling. Referring to our data and summary (see Table 2), we find that F/F⁺/F⁺⁺/F^{*}-assisted tunnelling leads to a relative increase in I_P and I_{AP} , with increasing temperature at the positions in the (V, T) dependence of magnetotransport expected within a picture of defect-mediated tunnelling (see Fig. 3) and upon correct thermal addressing of the relevant defect level. $I_{AP}<I_P$ due to the larger decay parameter for Δ_5 states^{35–37}, so I_{AP} is more sensitive to a defect-induced switch from Δ_5 to Δ_1 symmetry that promotes much more efficient tunnelling transmission across the remaining thickness of MgO³⁷.

For $T=30$ K, electrons on the excited states F^{++} and F^* decay back to the F/F⁺ state, leading to little occupancy of these excited states compared with the ground state. Increases in MTJ conduction for both P and AP states are maximized upon correct electrical addressing of the F/F⁺ state that is dominant at $T=30$ K. Within the scatter of our data, this leads for P and AP states to a similar ϕ .

Within $30\text{ K}<T<80$ K, thermal energy impedes the decay from, and thus procures increasing weight to transmission across, F^{++} states 0.7 eV above E_F . ϕ , which accounts for the weight of both F/F⁺ and F^{++} contributions, thus decreases monotonously, while the additional conduction channels provided by F^{++} levels contribute to a small increase in \hat{I}_{rel} amplitude. Owing to scatter in our data, and perhaps to the imperfect degree of symmetry

Table 2 | Magnetotransport addressing in voltage–temperature space of select oxygen vacancy localized states.

Defect	Energy position (eV)	Thermal onset (K)	I_P trend	I_{AP} trend	TMR trend
M	0.4	35–90/130/250	?/?/?	?/?/Up	Resilient/low decrease/decrease
F^{++}	0.7	80	Up	Up and faster	Large decrease
F/F ⁺	1.05–1.2	35	Up	Up and fast	Decrease
F^*	1.6	70/130	Subtle up/subtle up	Subtle up/subtle up	Small decrease/small decrease

TMR, tunnelling magnetoresistance ratio.

Summary of findings on defect-mediated localized states within MgO tunnel barriers, and their impact on the qualitative trend of I_P , I_{AP} and TMR with increasing temperature within, as necessary, several temperature regimes shown in Fig. 1a.

polarization of our MTJs with 200% TMR at $T=30$ K and $V=10$ mV, we cannot distinguish differences between ϕ_P and ϕ_{AP} for $30\text{ K} < T < 80\text{ K}$, whether in this or our other data sets (see Supplementary Note 2). The maximum in TMR decrease remains energetically pegged to the F/F^+ level, although with a decreasing amplitude as that level's contribution to symmetry mixing saturates thermally.

For $T > 80$ K, thermal changes in the electron occupancy of F^{++} states (at 0.7 eV above E_F) now dominate those of the F^+ ground state (at 1.2 eV below E_F) (see Fig. 1 and text). Now that F^+ states are thermally saturated and that F^{++} states dominate, the decrease in ϕ lessens for $T > 80$ K. Furthermore, ϕ_{AP} now clearly trends to lower values than ϕ_P with increasing T , which suggests that I_{AP} is weighed more strongly by tunnelling with respect to the F^{++} level than the P channel. As discussed above, this could reflect an asymmetric relative impact on I_{AP} and I_P of opening additional conduction channels. Also, in analogy to theory on the F and F^* levels²⁸, if the F^+ and F^{++} levels are of different electronic character, this could alter the weight of the F^+ and F^{++} states between the Δ_1 -(Δ_5)-dominated current in the MTJ's P(AP) state, leading to $\phi_{AP} < \phi_P$.

The F^{++} state is mainly responsible for promoting hopping transport in MgO⁵². This explains the renewed thermal increase, for $T > 80$ K, in both \hat{I}_{rel} amplitude and in the amplitude of the maximum TMR thermal decrease. Meanwhile, the bias position of the maximum in TMR thermal decrease, which tracks the thermally dominant defect level, has switched above 80 K from the F^+ level (at 1.2 eV) to the F^{++} level (at 0.7 eV).

We emphasize that this trend is valid in MTJs such as ours with a dominant $F/F^+/F^{++}$ contribution in the P channel. Importantly, $\phi_P > \phi_{AP}$ is not in contradiction with $R_P < R_{AP}$, but suggests that there is a competition in tunnelling probabilities with respect to localized states of defect centres and extended states of the MgO band structure³⁵. Directly ascertaining the extent of this competition would require measuring \hat{I}_{rel} up to 4 V, which is not experimentally possible without junction breakdown. Controlling the spatial position of the localized states within the tunnel barrier²⁷ so as to discriminate between the two tunnelling regimes could indirectly confirm this point.

Also, our work reaffirms how transport in the P and AP junction states involves a different weight of Δ_1 and Δ_5 electronic symmetries. We therefore suggest that, contrary to the work of Lu *et al.*²¹, hopping transport in the P and AP states, which we find to be symmetry dependent, be investigated separately and at precise bias values (if the underlying theory permits it) that correspond spectroscopically to transport across identified defect centres.

In conclusion, we have taken spin- and symmetry-polarized tunnelling across MgO as a canonical example of the need to take into account the electronic structure of defect sites in oxide semiconductors for advanced applications^{62–64}. We have provided and highlighted an explicit description of thermally activated defect-assisted magnetotransport by utilizing solid-state tunnelling spectroscopy⁵⁵ to probe the ground and excited states of oxygen vacancies^{49,52}. Spin-polarized transport across MgO-based MTJs with a 'low' density of M centres reproducibly proceeds with respect to F^+ and F^{++} centres for both P and AP channels, with a weighing at higher temperature (room temperature) in the AP channel towards the F^{++} centre compared with the P channel due to symmetry mixing. This leads, with increasing temperature, to an abrupt switchover between a F/F^+ -dominated TMR decrease and a F^{++} -dominated TMR decrease. Compared with the standard MgO MTJ theory^{35,36}, this leads to the unexpected relation $\phi_P > \phi_{AP}$ at room temperature. As future experiments on appropriate stacks^{24,40,65} (and perhaps those of ref. 43 with high TMR)

with possible defect control²⁷ can now explicitly confirm, we expect that a sufficient density of M centres would lower ϕ_P to that centre's energy position of ~ 0.4 eV from E_F (see Table 1), thereby yielding $\phi_P < \phi_{AP}$ and larger values of TMR. This shows how the effective barrier height of a MTJ reflects the energy position of all defects within the barrier dielectric relative to E_F , as weighed by the thermal activation of a given defect species within a precise temperature range. We thus resolve the contradiction between low barrier heights and large values of TMR in MgO MTJs. In the process, we provide a very important nuance to the generally accepted, intuitive paradigm^{20,27,28} that reducing defect densities will lead to improved TMR ratios. Indeed, as predicted theoretically²⁵, certain defect species in MgO (that is, M centres) can actually promote resilient magnetotransport under thermal excitation, while others (that is, F/F^+) promote a thermally induced TMR decrease due to a more efficient, defect-induced mixing of electronic symmetries.

To help clarify the varying results in the literature (see Table 1), we thus call on the MgO magnetotransport community to systematically report RA products, P and AP barrier heights for key temperatures corresponding to the thermal activation of precise defects using the physical technique of \hat{I}_{rel} rather than simple geometrical tunnelling models, such as Simmons and Brinkman that cannot account for multiple barrier energy levels (see Supplementary Note 4; Supplementary Table 2). In this spirit, we can thus ascribe local transport on the electrical hotspot and background of MgO barriers that are sputter-grown with 0% (10%) oxygen in the argon plasma²⁷ to M and F/F^+ (F/F^+ and conduction or VB edges) centres. Electrical noise^{26,66} and memristance^{32,34} studies across MgO-based MTJs can immediately benefit from the clarified defect-mediated tunnelling potential landscape that we propose here. Research groups that can smoothly vary the MgO barrier thickness across a series of MTJs (for example, ref. 40) could, by exploring RA products in (V, T) parameter space, (1) obtain a defect-resolved mapping of the tunnelling attenuation parameter to be compared with theory²⁸; and (2) identify how the thickness dependence may implicate varying defect species. MgO-based spin-torque nano-oscillators¹⁶ rely precisely on defect-mediated low barrier heights to achieve critical current densities, which should motivate additional tunnelling transmission theory^{25,28} across M and F^{++} states that lie close to E_F . More generally, oxide-based memristance studies⁶⁷ could strongly progress if the electronic structure of the defects that underscore memristive activity was explicitly considered. Finally, we recommend considering magnetotransport results across more exotic oxides such as ferroelectrics³ and multiferroics⁴ from the presently outlined perspective of defect-assisted transport.

Methods

Ta(5)/Co(10)/IrMn(7.5)/FeCoB(4)/MgO(2.5)/FeCoB(4.5)/Ta(5)/Pt(5) samples were sputter-grown at the Institute Jean Lamour (Nancy) on Corning 1737 glass substrates⁶⁸. MgO was sputtered in a pure Ar partial pressure. All numbers are in nanometres. Stacks were post-annealed in an in-plane magnetic field of 200 Oe for 1 h at 300 °C to both crystallize the MgO barrier and pin the lower electrode, thanks to the IrMn antiferromagnetic layer. Samples were then processed within the STNano technological platform by optical lithography into arrays of junctions with sizes varying between 14 and 40 μm in diameter⁶. Typical resistance-area values are $6 \times 10^7 \Omega \mu\text{m}^2$ (see Supplementary Note 3 for a RA map). SiO₂ (150 nm) was used as the passivation layer, and the electrical contact was provided by the Al (40 nm)/Au (40 nm) bilayer. The magnetotransport data of Fig. 2 and Supplementary Fig. 4 were acquired on a liquid He flow bench with a base $T = 9$ K, while those of Fig. 3 and Supplementary Figs 2–3 were acquired on a cryo-free bench with a base $T = 33$ K. In the former bench, a helium-sample environment guarantees thermal accuracy between the sample and nearest thermal sensor. In the latter bench, a Cernox diode was mounted on the sample holder so as to measure the test sample temperature for all nominally requested temperatures. Optical experiments were performed on a similar structure as the one presented above, but devoid of the top metal stack.

References

- Trassin, M. *et al.* Room temperature ferrimagnetic thin films of the magnetoelectric GaFeO₃. *J. Mater. Chem.* **19**, 8876–8880 (2009).
- Chanthbouala, A. *et al.* A ferroelectric memristor. *Nat. Mater.* **11**, 860–864 (2012).
- Garcia, V. *et al.* Ferroelectric control of spin polarization. *Science* **327**, 1106–1110 (2010).
- Pantel, D., Goetze, S., Hesse, D. & Alexe, M. Reversible electrical switching of spin polarization in multiferroic tunnel junctions. *Nat. Mater.* **11**, 289–293 (2012).
- Bowen, M. *Experimental Insights into Spin-Polarized Solid State Tunneling* (PhD Thesis, Université Paris XI, 2003).
- Bowen, M. *et al.* Bias-crafted magnetic tunnel junctions with bistable spin-dependent states. *Appl. Phys. Lett.* **89**, 103517 (2006).
- Vera Marín, I. J., Postma, F. M., Lodder, J. C. & Jansen, R. Tunneling magnetoresistance with positive and negative sign in La_{0.67}Sr_{0.33}MnO₃/SrTiO₃/Co junctions. *Phys. Rev. B* **76**, 064426 (2007).
- Halley, D. *et al.* Electrical switching in Fe/Cr/MgO/Fe magnetic tunnel junctions. *Appl. Phys. Lett.* **92**, 212115 (2008).
- Dietl, T. A ten-year perspective on dilute magnetic semiconductors and oxides. *Nat. Mater.* **9**, 965–974 (2010).
- Ohtomo, A. & Hwang, H. Y. A high-mobility electron gas at the LaAlO₃/SrTiO₃ heterointerface. *Nature* **427**, 423–426 (2004).
- Chen, Y. *et al.* Metallic and insulating interfaces of amorphous SrTiO₃-based oxide heterostructures. *Nano Lett.* **11**, 3774–3778 (2011).
- Tiusan, C. *et al.* Spin tunneling phenomena in single-crystal magnetic tunnel junction systems. *J. Phys. Condens. Matter* **19**, 165201 (2007).
- Mao, S. *et al.* Commercial TMR heads for hard disk drives: characterization and extendibility at 300 gbit/in². *IEEE Trans. Magn.* **42**, 97–102 (2006).
- Akerman, S. Toward a universal memory. *Science* **308**, 508–510 (2005).
- Malinowski, G. *et al.* Angular magnetic field sensor for automotive applications based on magnetic tunnel junctions using a current loop layout configuration. *Sens. Actuat. A Phys.* **144**, 263–266 (2008).
- Matsumoto, R. *et al.* Spin-torque-induced switching and precession in fully epitaxial Fe/MgO/Fe magnetic tunnel junctions. *Phys. Rev. B* **80**, 174405 (2009).
- Mathon, J. & Umerski, A. Theory of tunneling magnetoresistance in a disordered Fe/MgO/Fe(001) junction. *Phys. Rev. B* **74**, 140404 (2006).
- Zhang, S., Levy, P. M., Marley, A. C. & Parkin, S. S. P. Quenching of magnetoresistance by hot electrons in magnetic tunnel junctions. *Phys. Rev. Lett.* **79**, 3744–3747 (1997).
- Drewello, V. *et al.* Inelastic electron tunneling spectra of MgO-based magnetic tunnel junctions with different electrode designs. *Phys. Rev. B* **79**, 174417 (2009).
- Miao, G. X. *et al.* Disturbance of tunneling coherence by oxygen vacancy in epitaxial Fe/MgO/Fe magnetic tunnel junctions. *Phys. Rev. Lett.* **100**, 246803 (2008).
- Lu, Y. *et al.* Spin-polarized inelastic tunneling through insulating barriers. *Phys. Rev. Lett.* **102**, 176801 (2009).
- Najjari, N. *et al.* Electrical switching in Fe/V/MgO/Fe tunnel junctions. *Phys. Rev. B* **81**, 174425 (2010).
- Yang, H. X., Chshiev, M., Kalitsov, A., Schuhl, A. & Butler, W. H. Effect of structural relaxation and oxidation conditions on interlayer exchange coupling in Fe vertical bar MgO vertical bar Fe tunnel junctions. *Appl. Phys. Lett.* **96**, 262509 (2010).
- Teixeira, J. M. *et al.* Resonant tunneling through electronic trapping states in thin mgo magnetic junctions. *Phys. Rev. Lett.* **106**, 196601 (2011).
- McKenna, K. P. & Blumberger, J. Crossover from incoherent to coherent electron tunneling between defects in MgO. *Phys. Rev. B* **86**, 245110 (2012).
- Liu, K., Xia, K. & Bauer, G. E. W. Shot noise in magnetic tunnel junctions from first principles. *Phys. Rev. B* **86**, 020408 (2012).
- Kim, D. J. *et al.* Control of defect-mediated tunneling barrier heights in ultrathin MgO films. *Appl. Phys. Lett.* **97**, 263502 (2010).
- Velev, J. P., Belashchenko, K. D., Jaswal, S. S. & Tsymbal, E. Y. Effect of oxygen vacancies on spin-dependent tunneling in Fe/MgO/Fe. *Appl. Phys. Lett.* **90**, 072502 (2007).
- Martinez-Boubeta, C. *et al.* Ferromagnetism in transparent thin films of MgO. *Phys. Rev. B* **82**, 024405 (2010).
- Droghetti, A., Pemmaraju, C. D. & Sanvito, S. Polaronic distortion and vacancy-induced magnetism in MgO. *Phys. Rev. B* **81**, 092403 (2010).
- Li, J. *et al.* Origin of room temperature ferromagnetism in MgO films. *Appl. Phys. Lett.* **102**, 072406 (2013).
- Krzysteczko, P., Reiss, G. & Thomas, A. Memristive switching of MgO based magnetic tunnel junctions. *Appl. Phys. Lett.* **95**, 112508 (2009).
- Bertin, E. *et al.* Random barrier double-well model for resistive switching in tunnel barriers. *J. Appl. Phys.* **109**, 083712 (2011).
- Krzysteczko, P., Münchenberger, J., Schäfers, M., Reiss, G. & Thomas, A. The memristive magnetic tunnel junction as a nanoscopic synapse-neuron system. *Adv. Mater.* **24**, 762–766 (2012).
- Butler, W. H., Zhang, X.-G., Schulthess, T. C. & MacLaren, J. M. Spin-dependent tunneling conductance of Fe/MgO/Fe sandwiches. *Phys. Rev. B* **63**, 054416 (2001).
- Mathon, J. & Umerski, A. Theory of tunneling magnetoresistance of an epitaxial Fe/MgO/Fe(001) junction. *Phys. Rev. B* **63**, 220403 (2001).
- Bowen, M. *et al.* Observation of Fowler-Nordheim hole tunneling across an electron tunnel junction due to total symmetry-filtering. *Phys. Rev. B* **73**, 140408 (2006).
- Bowen, M. *et al.* Large magnetoresistance in Fe/MgO/FeCo(001) epitaxial tunnel junctions on GaAs(001). *Appl. Phys. Lett.* **79**, 1655–1657 (2001).
- Faure-Vincent, J. *et al.* High tunnel magnetoresistance in epitaxial Fe/MgO/Fe tunnel junctions. *Appl. Phys. Lett.* **82**, 4507 (2003).
- Yuasa, S., Nagahama, T., Fukushima, A., Suzuki, Y. & Ando, K. Giant room-temperature magnetoresistance in single-crystal Fe/MgO/Fe magnetic tunnel junctions. *Nat. Mater.* **3**, 868–871 (2004).
- Parkin, S. *et al.* Giant tunneling magnetoresistance at room temperature with MgO (100) tunnel barriers. *Nat. Mater.* **3**, 862–867 (2004).
- Greullet, F. *et al.* Evidence of a symmetry-dependent metallic barrier in fully epitaxial MgO based magnetic tunnel junctions. *Phys. Rev. Lett.* **99**, 187202 (2007).
- Ikeda, S. *et al.* Tunnel magnetoresistance of 604% at 300 K by suppression of Ta diffusion in CoFeB/MgO/CoFeB pseudo-spin-valves annealed at high temperature. *Appl. Phys. Lett.* **93**, 082508 (2008).
- Roessler, D. M. & Walkern, W. C. Spin-orbit splitting of the Γ exciton in MgO. *Phys. Rev. Lett.* **17**, 319 (1966).
- Rottländer, P., Hehn, M. & Schuhl, A. Determining the interfacial barrier height and its relation to tunnel magnetoresistance. *Phys. Rev. B* **65**, 054422 (2002).
- Schleicher, F. *Impact of Structural Defects on Spin-Polarized Transport Across Magnetic Tunnel Junctions* (PhD Thesis, Université de Strasbourg, 2013).
- Osorio-Guillen, J., Lany, S. & Zunger, A. Atomic control of conductivity versus ferromagnetism in wide-gap oxides via selective doping: V, Nb, Ta in anatase TiO₂. *Phys. Rev. Lett.* **100**, 036601 (2008).
- Kan, D. *et al.* Blue-light emission at room temperature from Ar⁺-irradiated SrTiO₃. *Nat. Mater.* **4**, 816–819 (2005).
- Rosenblatt, G. H., Rowe, M. W., Williams, G. P., Williams, R. T. & Chen, Y. Luminescence of F and F⁺ centers in magnesium oxide. *Phys. Rev. B* **39**, 10309 (1989).
- Kappers, L. A., Kroes, R. L. & Hensley, E. B. F⁺ and F[•] centers in magnesium oxide. *Phys. Rev. B* **1**, 4151 (1970).
- Summers, G. P., Wilson, T. M., Jeffries, B. T., Chen, Y. & Abraham, M. M. Luminescence from oxygen vacancies in MgO crystals thermochemically reduced at high temperatures. *Phys. Rev. B* **27**, 1283 (1983).
- Uenaka, Y. & Uchino, T. Photoexcitation, trapping, and recombination processes of the F-type centers in lasing MgO microcrystals. *Phys. Rev. B* **83**, 195108 (2011).
- Martinez, A. *et al.* Blue luminescence at room temperature in defective MgO films. *Solid State Commun.* **151**, 751–753 (2011).
- Dominguez-Ariza, D., Sousa, C., Illas, F., Ricci, D. & Pacchioni, G. Ground and excited-state properties of M-center oxygen vacancy aggregates in the bulk and surface of MgO. *Phys. Rev. B* **68**, 054101 (2003).
- Bowen, M. *et al.* Spin-polarized tunneling spectroscopy in tunnel junctions with half-metallic electrodes. *Phys. Rev. Lett.* **95**, 137203 (2005).
- Simmons, J. G. Generalized formula for the electric tunnel effect between similar electrodes separated by a thin insulating film. *J. Appl. Phys.* **34**, 1793–1803 (1963).
- Brinkman, W. F., Dynes, R. C. & Rowell, J. M. Tunneling conductance of asymmetrical barriers. *J. Appl. Phys.* **41**, 1915–1921 (1970).
- Hehn, M. *et al.* Low-height sputter-deposited magnesium oxide tunnel barriers: experimental report and free electron modeling. *Eur. Phys. J. B* **40**, 19–23 (2004).
- Yuasa, S., Fukushima, A., Kubota, H., Suzuki, Y. & Ando, K. Giant tunneling magnetoresistance up to 410 percents at room temperature in fully epitaxial Co/MgO/Co magnetic tunnel junctions with bcc Co(001) electrodes. *Appl. Phys. Lett.* **89**, 042505 (2006).
- Mather, P. G., Read, J. C. & Buhrman, R. A. Disorder, defects, and band gaps in ultrathin (001) MgO tunnel barrier layers. *Phys. Rev. B* **73**, 205412 (2006).
- Amara-Dababi, S. *et al.* Charge trapping-detraping mechanism of barrier breakdown in MgO magnetic tunnel junctions. *Appl. Phys. Lett.* **99**, 083501 (2011).
- Guyonnet, J., Gaponenko, I., Gariglio, S. & Paruch, P. Conduction at domain walls in insulating Pb(Zr_{0.2}Ti_{0.8})O₃ thin films. *Adv. Mater.* **23**, 5377–5382 (2011).
- Zhang, J. *et al.* A nanoscale shape memory oxide. *Nat. Commun.* **4**, 2768 (2013).
- Chandrasekaran, A., Damjanovic, D., Setter, N. & Marzari, N. Defect ordering and defect-domain-wall interactions in PbTiO₃: a first-principles study. *Phys. Rev. B* **88**, 214116 (2013).
- Teixeira, J. M. *et al.* Evidence of spin-polarized direct elastic tunneling and onset of superparamagnetism in MgO magnetic tunnel junctions. *Phys. Rev. B* **81**, 134423 (2010).

66. Amara-Dababi, S., Bea, H., Sousa, R. C., Baraduc, C. & Dieny, B. Correlation between write endurance and electrical low frequency noise in MgO based magnetic tunnel junctions. *Appl. Phys. Lett.* **102**, 052404 (2013).
67. Waser, R. & Aono, M. Nanoionics-based resistive switching memories. *Nat. Mater.* **6**, 833–840 (2007).
68. Bernos, J. *et al.* Impact of electron-electron interactions induced by disorder at interfaces on spin-dependent tunneling in Co-Fe-B/MgO/Co-Fe-B magnetic tunnel junctions. *Phys. Rev. B* **82**, 060405(R) (2010).
69. Gibson, A., Haydock, R. & LaFemina, J. P. Stability of vacancy defects in MgO: the role of charge neutrality. *Phys. Rev. B* **50**, 2582–2592 (1994).

Acknowledgements

F.S. gratefully acknowledges financial support from the CNRS. We acknowledge M. Alouani for fruitful discussions, S. Colis for technical assistance, the STNano technological platform for access and J. Stoll, J.-G. Faullumel, B. Muller and G. Dekyndt of the IPCMS machine shop for assistance. M.B. acknowledges B.L. and A.B. for developing the magneto-optic multifunctional bench, S. Dormier and D.S. for motor automation, as well as N.B. and C.K. for infrastructural support. This work was supported by grants from the ANR (ANR-09-JCJC-0137 and ANR-09-Blan-076), the CNRS (STII PEPS 'SpinTrans', PICS 'Oxyspin'), the U. de Strasbourg, La Région Alsace and La Région Lorraine.

Author contributions

M.B. conceived the experiments with input from S.B. and E.B. M.H., D.L. and F.M. grew samples. M.G., G.S., O.C., M.Z. and P.G. performed photoluminescence measurements. F.S. processed MTJ stacks with input from M.B., D.H., H.M. and Y.H. M.B., U.H., B.L., A.B., D.S., N.B., V.D., P.P., E.S. and C.K. implemented the magnetotransport infrastructure. F.S., U.H. and M.B. measured MTJs. U.H., F.S. and M.B. analysed the data with input from S.B., D.L., E.B., F.M. and M.H. M.B. and F.S. wrote the manuscript.

Additional information

Supplementary Information accompanies this paper at <http://www.nature.com/naturecommunications>

Competing financial interests: The authors declare no competing financial interests.

Reprints and permission information is available online at <http://npg.nature.com/reprintsandpermissions/>

How to cite this article: Schleicher, F. *et al.* Localized states in advanced dielectrics from the vantage of spin- and symmetry-polarized tunnelling across MgO. *Nat. Commun.* 5:4547 doi: 10.1038/ncomms5547 (2014).