



HAL
open science

Whispering gallery modes volume computation in optical micro-spheres

Stéphane Balac, Patrice Féron

► **To cite this version:**

Stéphane Balac, Patrice Féron. Whispering gallery modes volume computation in optical micro-spheres. [Research Report] FOTON, UMR CNRS 6082. 2014. hal-01279396v1

HAL Id: hal-01279396

<https://hal.science/hal-01279396v1>

Submitted on 26 Feb 2016 (v1), last revised 5 Jul 2019 (v2)

HAL is a multi-disciplinary open access archive for the deposit and dissemination of scientific research documents, whether they are published or not. The documents may come from teaching and research institutions in France or abroad, or from public or private research centers.

L'archive ouverte pluridisciplinaire **HAL**, est destinée au dépôt et à la diffusion de documents scientifiques de niveau recherche, publiés ou non, émanant des établissements d'enseignement et de recherche français ou étrangers, des laboratoires publics ou privés.

Whispering gallery modes volume computation in optical micro-spheres

Stéphane Balac and Patrice Féron

UEB, Université Européenne de Bretagne, Université de Rennes I
CNRS, UMR 6082 FOTON, Enssat, 6 rue de Kerampont, CS 80518,
22305 Lannion, France

Abstract. This report is devoted to the computation of the volume of whispering gallery modes in optical micro-spheres. We first derive the mathematical expression of TE and TM modes in a homogeneous dielectric optical micro-sphere from the general set of Maxwell's equations. Then we present a method to numerically compute the volume of whispering gallery TE or TM modes which do not require any assumptions on the mode numbers as it is usually the case. Last we present the Matlab Toolbox WGMode written from the present study designed to explore resonance conditions, to visualize whispering gallery TE or TM modes in a micro-sphere and to compute the volume of any given mode.

Technical Report - CNRS UMR 6082 FOTON - (December 2014)
<http://foton.cnrs.fr>

Contents

1	Introduction	1
2	General framework	2
2.1	Maxwell's equations	2
2.2	Optical micro-spheres	4
2.3	Harmonic Maxwell equation	4
3	Whispering Gallery Modes in an isotropic dielectric micro-sphere	6
3.1	The scalar wave equation in spherical coordinates	7
3.2	Hansen method for solving the vector wave equation in spherical coordinates	10
3.3	TE and TM whispering gallery modes in a micro-sphere	12
3.4	The modal equation	15
3.5	Numerical resolution of the modal equations	17
3.6	Numerical results	18
3.7	An additional numerical experiment	19
4	Computation of the volume of a whispering gallery mode	24
4.1	Volume of a TE mode	24
4.2	Volume of a TM mode	28
4.3	Numerical results	30
5	WGMode : a Matlab Toolbox dedicated to the study of whispering gallery modes in optical micro-spheres	31

Appendix A F. Treussart approximation formula for volume of modes with large mode number	38
Appendix A.1 Volume of a TE mode	38
Appendix A.2 Volume of a TM mode	42
Appendix B Mode volume formula in lossless media	44

1. Introduction

Whispering gallery modes (WGM) are specific resonances of a wave field inside a given cavity with smooth edges. They correspond to waves circling around the cavity, supported by continuous total internal reflection of the cavity surface, that meet the following resonance condition: after one round-trip they return to the same point with the same phase and hence interfere constructively with themselves, forming standing waves, see [11] for details. WGM's have attracted much attention due to potential applications in photonics, quantum electrodynamics, telecommunication, etc. Such applications in technological and scientific fields are e.g. the realization of micro-lasers, narrow filters, optical switching, ultrafine sensing, displacement measurements, high resolution spectroscopy, Raman sources and studies of nonlinear optical effects, see [8] for a review.

The quantum and nonlinear properties of an optical microcavity are well described by its quality-factor Q and its mode volume \mathcal{V} . The spontaneous emission rate enhancement of a two-level system embedded in a cavity is given by the ratio between the quality-factor and the mode volume [4, 5] through the Purcell factor F_P :

$$F_P = \frac{3}{4\pi^2} \frac{Q}{\mathcal{V}} \left(\frac{\lambda}{N_0} \right)^3 \quad (1.1)$$

where λ is the resonant wavelength of the cavity and N_0 its refractive index. The values of Q and V also well characterize nonlinear microcavities [3,18]. For example, the power bistability threshold P_{th} of a lossless cavity including a Kerr material (with a nonlinear refractive index N_2) is given in a first approximation by:

$$P_{th} = \frac{2\pi N_0^2}{3\sqrt{3}N_2\lambda} \frac{\mathcal{V}}{Q^2}. \quad (1.2)$$

In this report, we give a numerical method to calculate the mode volume \mathcal{V} for a dielectric spherical WGM microresonator, defined as the integral over the whole space of the energy density normalized by its maximum value inside the micro-sphere, *i.e.*

$$\mathcal{V} = \frac{1}{w_{\max}} \int_{\mathbb{R}^3} w(x_1, x_2, x_3) dx_1 dx_2 dx_3 \quad (1.3)$$

where w denotes the energy density given as a function of the position vector $\mathbf{x} = (x_1, x_2, x_3)$ by

$$w(\mathbf{x}) = \frac{1}{2} \left(\frac{\varepsilon(\mathbf{x})}{2} \mathbf{E}(\mathbf{x}) \mathbf{E}^*(\mathbf{x}) + \frac{1}{2\mu_0} \mathbf{B}(\mathbf{x}) \mathbf{B}^*(\mathbf{x}) \right) \quad (1.4)$$

and w_{\max} denotes the maximum value of the energy density inside the micro-sphere and the quantities \mathbf{E}^* and \mathbf{B}^* stand respectively for the adjoint (conjugate transpose) of the electric field \mathbf{E} and magnetic induction \mathbf{B} .

The document is organized as follows. In section 2 we introduce the general framework for this problem as set by Maxwell's equations. We show that the problem turns out to solving a vectorial wave equation in spherical coordinates. The vectorial wave equation can be replaced by a simultaneous system of 3 scalar equations, but the solution of this system

for any component in coordinates systems other than the rectangular coordinates system is most cases impractical because the 3 components of the unknown vector field are connected in each equation. Thus in section 3 we use Hansen method to obtain the solutions of the vector wave equation in spherical coordinates from the solutions of the corresponding scalar wave equation. We deduce the expression of TE and TM modes in a spherical microresonator in terms of vector spherical harmonics functions and the corresponding modal equations that determine the resonance conditions. The expressions of TE and TM modes are used in section 4 to compute analytically the TE and TM mode volumes for a dielectric spherical WGM microresonator. We have also written a Matlab Toolbox named *WGMMode* dedicated to the study of Whispering gallery modes in spherical microresonator and based on the results shown in this document. The scripts of the WGMMode MATLAB Toolbox allow to explore resonance conditions for TE or TM modes, to visualize whispering gallery TE or TM modes in a micro-sphere and to compute the volume of any given mode. The features of the WGMMode MATLAB Toolbox are presented in section 5.

2. General framework

2.1. Maxwell's equations

The behavior of the electromagnetic field at time t and position \mathbf{x} in an optical device such as a micro-resonator can be described from the general set of Maxwell's equations:

$$\begin{cases} \mathbf{curl} \mathbf{E}(\mathbf{x}, t) + \frac{\partial}{\partial t} \mathbf{B}(\mathbf{x}, t) & = \mathbf{0} \\ \operatorname{div} \mathbf{B}(\mathbf{x}, t) & = 0 \\ \operatorname{div} \mathbf{D}(\mathbf{x}, t) & = \rho(\mathbf{x}, t) \\ \mathbf{curl} \mathbf{H}(\mathbf{x}, t) - \frac{\partial}{\partial t} \mathbf{D}(\mathbf{x}, t) & = \mathbf{j}(\mathbf{x}, t) \end{cases} \quad (2.1)$$

where \mathbf{B} is the magnetic flux (in units of Tesla, T), \mathbf{H} is the magnetic field strength (in units of A/m), \mathbf{D} is the electric displacement field (in units of C/m²), \mathbf{E} is the electric field (in units of V/m), ρ is the electric charge density (in units of C/m³) and \mathbf{j} is the current density (the sum of source currents density \mathbf{j}_s and induced currents density \mathbf{j}_c in units A/m²). These equations have to be considered in the sense of distributions in \mathbb{R}^3 , see e.g. [10, 13].

The magnetic flux \mathbf{B} and the magnetic field strength \mathbf{H} are connected through the relation

$$\mathbf{B}(\mathbf{x}, t) = \mu_0 (\mathbf{H}(\mathbf{x}, t) + \mathbf{M}(\mathbf{x}, t)) \quad (2.2)$$

where \mathbf{M} is the magnetization vector (in units of A/m) and μ_0 denotes the magnetic permeability in vacuum ($\mu_0 = 4\pi \cdot 10^{-7}$ H/m). Similarly, the electric displacement field \mathbf{D} and the electric field \mathbf{E} are connected through the relation

$$\mathbf{D}(\mathbf{x}, t) = \varepsilon_0 \mathbf{E}(\mathbf{x}, t) + \mathbf{P}(\mathbf{x}, t) \quad (2.3)$$

where \mathbf{P} is the electric polarisation vector (in units of C/m²) and ε_0 denotes the permittivity in vacuum ($\varepsilon_0 = \frac{1}{36\pi} \cdot 10^{-9}$ F/m).

In addition to Maxwell's equations there are constitutive relationships to describe media's properties and effects.

2.1.1. Constitutive relationships for linear materials When the media under consideration can be assumed to be isotropic and linear with respect to their behavior to the electromagnetic field, the constitutive relationships are in the form

$$\begin{cases} \mathbf{M} & = \chi_m \mathbf{H} \\ \mathbf{P} & = \varepsilon_0 \chi_e \mathbf{E} \\ \mathbf{j}_c & = \sigma \mathbf{E} \end{cases} \quad (2.4)$$

where χ_m and χ_e are dimensionless quantities known respectively as the magnetic susceptibility and the electric susceptibility and σ is the electric conductivity. The last relation is Ohm's law in a microscopic form. In this study we will assume that all the media under consideration are free of charge (*i.e.* we assume that $\rho = 0$) and non conductive media (*i.e.* we assume that $\sigma = 0$). Taking into account (2.4), relations (2.2) and (2.3) can be expressed as

$$\begin{cases} \mathbf{B} &= \mu \mathbf{H} \\ \mathbf{D} &= \varepsilon \mathbf{E} \end{cases} \quad (2.5)$$

where the dielectric permittivity $\varepsilon = \varepsilon_0(1 + \chi_e)$ and the magnetic permeability $\mu = \mu_0\chi_m$ are characteristic constants of linear isotropic media.

The three parameters $(\mu, \sigma, \varepsilon)$ describe the electromagnetic properties of a material. It is common to write the magnetic permeability μ and the electric permittivity ε as

$$\mu = \mu_0 \mu_r \quad \text{and} \quad \varepsilon = \varepsilon_0 \varepsilon_r$$

where μ_r and ε_r denote respectively the relative permeability and relative permittivity (also called the dielectric constant). They are dimensionless quantities. For most of the media involved in optical devices, it can be assumed that $\mu_r = 1$. The speed of light, that is to say the electromagnetic wave velocity in vacuum, is given by

$$c = \frac{1}{\sqrt{\mu_0 \varepsilon_0}}$$

and it is usual in optics to set $\varepsilon_r = N^2$ where N is referred as the optical index of the dielectric medium. For an electromagnetic wave with wavelength λ and pulsation $\omega = 2\pi c/\lambda$, we denote by

$$k_0 = \frac{2\pi}{\lambda} = \frac{\omega}{c}$$

its wavenumber in vacuum and by $k = N k_0$ its wavenumber in a medium characterized by an optical index N . If we assume that the involved media are linear, isotropic and non dispersive then

- the magnetic induction \mathbf{B} is proportional to the magnetic field \mathbf{H} and can be expressed as $\mathbf{B}(\mathbf{x}, t) = \mu(\mathbf{x}) \mathbf{H}(\mathbf{x}, t)$ where μ is a real valued scalar function of the space variable;
- the electric displacement vector \mathbf{D} can be expressed as $\mathbf{D}(\mathbf{x}, t) = \varepsilon(\mathbf{x}) \mathbf{E}(\mathbf{x}, t)$ where ε is a real valued scalar function of the space variable.

Using the above constitutive relations, it is possible to write Maxwell's equations (2.1) in terms of electric field \mathbf{E} and magnetic induction \mathbf{B} alone as:

$$\begin{cases} \mathbf{curl} \mathbf{E}(\mathbf{x}, t) + \frac{\partial}{\partial t} \mathbf{B}(\mathbf{x}, t) &= \mathbf{0} \\ \operatorname{div} \mathbf{B}(\mathbf{x}, t) &= 0 \\ \operatorname{div} (\varepsilon(\mathbf{x}) \mathbf{E}(\mathbf{x}, t)) &= 0 \\ \mathbf{curl} \left(\frac{1}{\mu(\mathbf{x})} \mathbf{B}(\mathbf{x}, t) \right) - \varepsilon(\mathbf{x}) \frac{\partial}{\partial t} \mathbf{E}(\mathbf{x}, t) &= \mathbf{0} \end{cases} \quad (2.6)$$

2.1.2. Continuity conditions for Maxwell equation The electromagnetic field in an isotropic and linear homogeneous medium are "regular" and partial differential operators in Maxwell equations (2.1) can be considered in the usual sense of differential calculus, see *e.g.* [7, 12]. In such a case, the electromagnetic fields on both sides of an interface between two media with different electromagnetic characteristics are interrelated through the following

conditions:

$$[\mathbf{E} \wedge \mathbf{n}] = \mathbf{0} \quad (2.7a)$$

$$[\mathbf{B} \cdot \mathbf{n}] = 0 \quad (2.7b)$$

$$[\varepsilon \mathbf{E} \cdot \mathbf{n}] = \rho_s \quad (2.7c)$$

$$\left[\frac{1}{\mu} \mathbf{B} \wedge \mathbf{n} \right] = -\mathbf{j}_\Sigma \quad (2.7d)$$

where \mathbf{j}_Σ is the surface electrical current density at the interface and ρ_s is the surface charge density, \mathbf{n} denotes the unit vector normal to the interface between the two different involved media and the brackets [] stand to denote the jump of the quantity inside the brackets across the boundary.

2.2. Optical micro-spheres

Optical micro-spheres, see Fig. 1, are high quality factor optical resonators used for active and passive photonic applications such as microlaser cavities and filters. The radius of the micro-spheres considered typically ranges from around ten up to several hundred of micrometers. In the present study, it is assumed that the micro-sphere is made of a homogeneous isotropic linear medium. Namely, throughout the document, we assume that the micro-sphere is made of a homogeneous dielectric material where $\mu = \mu_0$ and $\varepsilon = N^2 \varepsilon_0$ with the optical index N being a positive real number. Typical values for N is around 1.45 for silicate glass. Moreover we assume that the micro-sphere is uncharged ($\rho = 0$), non conductive ($\sigma = 0$) and not the place of electrical currents $\mathbf{j}_s = \mathbf{0}$. The wavelength range of interest is 800 to 1600 nano-meters.




Figure 1. Picture of an optical micro-sphere made at CNRS FOTON Laboratory.

2.3. Harmonic Maxwell equation

2.3.1. Spectral decomposition Because of the linearity of the set of Maxwell's equations, its solutions can be decomposed into a superposition of sinusoids by the Fourier transform method. The sinusoidal solution to the electromagnetic wave equations (2.6) takes the form

$$\mathbf{E}(\mathbf{x}, t) = \mathbf{E}_0(\mathbf{x}) \cos(\omega t + \phi_0(\mathbf{x}))$$

and

$$\mathbf{B}(\mathbf{r}, t) = \mathbf{B}_0(\mathbf{x}) \cos(\omega t + \phi_0(\mathbf{x}))$$

where ω is the angular frequency (in units of radians per second), \mathbf{E}_0 and \mathbf{B}_0 are the field amplitude and ϕ_0 is the phase angle (in units of radians).

It is very convenient in practice to represent sinusoidal fields in complex notation thanks to Euler's formula. A phasor representation of the electric field $\mathbf{E}(\mathbf{x}, t)$ (the same holds for the magnetic induction \mathbf{B}) is the complex number $\underline{\mathbf{E}}(\mathbf{x})$ with a magnitude $\mathbf{E}_0(\mathbf{x})$ and a phase ϕ_0 such that

$$\underline{\mathbf{E}}(\mathbf{x}) = \mathbf{E}_0(\mathbf{x}) \exp(i\phi_0(\mathbf{x})).$$

If we multiply $\underline{\mathbf{E}}(\mathbf{x})$ by $\exp(i\omega t)$ and apply Euler's formula,

$$\begin{aligned} \underline{\mathbf{E}}(\mathbf{x}) \exp(i\omega t) &= \mathbf{E}_0(\mathbf{x}) \exp(i(\omega t + \phi_0(\mathbf{x}))) \\ &= \mathbf{E}_0(\mathbf{x}) \cos(i(\omega t + \phi_0(\mathbf{x}))) + \mathbf{E}_0(\mathbf{x}) \sin(i(\omega t + \phi_0(\mathbf{x}))). \end{aligned}$$

The real part of $\underline{\mathbf{E}}(\mathbf{x}) \exp(i\omega t)$ is the electric field $\mathbf{E}(\mathbf{x}, t)$

$$\mathbf{E}(\mathbf{x}, t) = \mathcal{R}e(\underline{\mathbf{E}}(\mathbf{x}) \exp(i\omega t)).$$

In the sequel, we will use the following phasor representations

$$\mathbf{E}(\mathbf{x}, t) = \mathcal{R}e(\underline{\mathbf{E}}(\mathbf{x}) \exp(i\omega t)) \quad \text{where} \quad \underline{\mathbf{E}}(\mathbf{x}) = \mathbf{E}_0(\mathbf{x}) \exp(i\phi_0(\mathbf{x}))$$

and

$$\mathbf{B}(\mathbf{x}, t) = \mathcal{R}e(\underline{\mathbf{B}}(\mathbf{x}) \exp(i\omega t)) \quad \text{where} \quad \underline{\mathbf{B}}(\mathbf{x}) = \mathbf{B}_0(\mathbf{x}) \exp(i\phi_0(\mathbf{x}))$$

2.3.2. Maxwell's equations for sinusoidal electromagnetic waves From equations (2.6) we deduce that the complex fields $\underline{\mathbf{E}}$ and $\underline{\mathbf{B}}$ satisfy the following set of time independent equations :

$$\mathbf{curl} \underline{\mathbf{E}}(\mathbf{x}) + i\omega \underline{\mathbf{B}}(\mathbf{x}) = \mathbf{0} \quad (2.8a)$$

$$\mathbf{div} \underline{\mathbf{B}}(\mathbf{x}) = 0 \quad (2.8b)$$

$$\mathbf{div}(\varepsilon(\mathbf{x}) \underline{\mathbf{E}}(\mathbf{x})) = 0 \quad (2.8c)$$

$$\mathbf{curl} \left(\frac{1}{\mu(\mathbf{x})} \underline{\mathbf{B}}(\mathbf{x}) \right) - i\omega \varepsilon(\mathbf{x}) \underline{\mathbf{E}}(\mathbf{x}) = \mathbf{0} \quad (2.8d)$$

In the case of a homogeneous dielectric domain characterized by a constant electric permittivity ε and a magnetic permeability μ_0 , taking the curl of the curl equations in (2.6) we obtain:

$$\mathbf{curl} \mathbf{curl} \mathbf{E} = -\frac{\partial}{\partial t} \mathbf{curl} \mathbf{B} = -\mu_0 \varepsilon \frac{\partial^2 \mathbf{E}}{\partial t^2}$$

$$\text{and} \quad \mathbf{curl} \mathbf{curl} \mathbf{B} = \mu_0 \varepsilon \frac{\partial}{\partial t} \mathbf{curl} \mathbf{E} = -\mu_0 \varepsilon \frac{\partial^2 \mathbf{B}}{\partial t^2}.$$

Then by using the vector identity, see e.g. [12],

$$\mathbf{curl}(\mathbf{curl} \mathbf{V}) = \nabla(\mathbf{div} \mathbf{V}) - \Delta \mathbf{V}$$

where \mathbf{V} is any vector function of the space variables, and taking into account that the electromagnetic field is divergence free in a homogeneous dielectric medium, see equations (2.6), we find that the electromagnetic field satisfies the wave equations:

$$\frac{\partial^2}{\partial t^2} \mathbf{E}(\mathbf{x}, t) - \mu \varepsilon \Delta \mathbf{E}(\mathbf{x}, t) = 0$$

$$\text{and} \quad \frac{\partial^2}{\partial t^2} \mathbf{B}(\mathbf{x}, t) - \mu \varepsilon \Delta \mathbf{B}(\mathbf{x}, t) = 0.$$

It follows that the complex vector fields $\underline{\mathbf{E}}$ and $\underline{\mathbf{B}}$ satisfy the vectorial Helmholtz equation in each domain of constant electric permittivity

$$\Delta \underline{\mathbf{E}}(\mathbf{x}) + \omega^2 \varepsilon \mu_0 \underline{\mathbf{E}}(\mathbf{x}) = 0 \quad \text{and} \quad \Delta \underline{\mathbf{B}}(\mathbf{x}) + \omega^2 \varepsilon \mu_0 \underline{\mathbf{B}}(\mathbf{x}) = 0 \quad (2.9)$$

together with the conditions

$$\operatorname{div} \underline{\mathbf{E}}(\mathbf{x}) = 0 \quad \text{and} \quad \operatorname{div} \underline{\mathbf{B}}(\mathbf{x}) = 0. \quad (2.10)$$

If we introduce the wave number k such that $k^2 = \omega^2 \varepsilon \mu_0$ then the complex vector fields $\underline{\mathbf{E}}$ and $\underline{\mathbf{B}}$ satisfies a system of equations in the form

$$\Delta \underline{\mathbf{C}}(\mathbf{x}) + k^2 \underline{\mathbf{C}}(\mathbf{x}) = 0 \quad (2.11)$$

$$\operatorname{div} \underline{\mathbf{C}}(\mathbf{x}) = 0 \quad (2.12)$$

3. Whispering Gallery Modes in an isotropic dielectric micro-sphere

An isotropic dielectric micro-sphere can retain the light that has been injected into it from a coupling waveguide (most of the time a micro-taper with strong evanescent field is required because far field electromagnetic energy could not be captured by a dielectric micro-sphere). Whispering Gallery Modes (WGMs) are particular form of the electromagnetic field inside an axisymmetric dielectric waveguide such as micro-sphere when some resonance conditions are satisfied. Actually, in an isotropic optical micro-sphere, the “dielectric wall” (corresponding to the difference of dielectric properties inside and outside the micro-sphere) prevents the trapped light from being scattered easily. When resonance condition is satisfied, the electromagnetic field of WGMs can be reinforced by coupling in light and forming spatial coherent modes. A dielectric micro-sphere can accommodate many different discrete resonance frequencies with respect to its dimension and materials.

From an experimental point of view, the modes properties of the micro-sphere can be evaluated by measuring and analyzing the coupling characteristics and resulting interference patterns from a micro-taper output. The WGMs are excited either by evanescent field or by the modes coupling between the WGMs.

We introduce the spherical coordinate system as shown in Fig. 2 where

- the radius or radial distance r is the Euclidean distance between the origin O set at the microsphere center and the current point P ;
- the inclination (or polar angle) θ is the angle between the zenith direction and the position vector \mathbf{OP} measured between 0 and π radian ;
- the azimuth (or azimuthal angle) φ is the signed angle measured between 0 and 2π radian from the azimuth reference direction to the orthogonal projection of the position vector \mathbf{OP} on the reference plane.

We denote by $\mathbf{e}_r, \mathbf{e}_\theta, \mathbf{e}_\varphi$ the spherical unit vectors and by $\mathbf{r} = r \mathbf{e}_r = \mathbf{OP}$ the radial vector where $r = \|\mathbf{OP}\|_2$ is the radial distance.

The analytic solutions of WGMs can be obtained by solving vector Helmholtz equations (2.11) for the electromagnetic field $(\underline{\mathbf{E}}, \underline{\mathbf{B}})$ in the domain occupied by the dielectric sphere and in the outer domain, together with appropriate boundary conditions at the interface deduced from (2.7a)–(2.7d).

The vectorial wave equation (2.11) can be replaced by a simultaneous system of 3 scalar equations, but the solution of this system for any component in coordinates systems other than the rectangular coordinates system is most cases impractical because the 3 components of the unknown vector field $\underline{\mathbf{C}}$ are connected in each equation. For instance, the vectorial Laplacian in spherical coordinates reads

$$\Delta C = \begin{pmatrix} \frac{1}{r} \frac{\partial^2(rC_r)}{\partial r^2} + \frac{1}{r^2} \frac{\partial^2 C_r}{\partial \varphi^2} + \frac{1}{r^2 \sin^2(\varphi)} \frac{\partial^2 C_r}{\partial \theta^2} + \frac{\cotan(\varphi)}{r^2} \frac{\partial C_r}{\partial \varphi} - \frac{2}{r^2} \frac{\partial C_\varphi}{\partial \varphi} - \frac{2}{r^2 \sin(\varphi)} \frac{\partial C_\theta}{\partial \theta} - \frac{2C_r}{r^2} - \frac{2 \cotan(\varphi)}{r^2} C_\varphi \\ \frac{1}{r} \frac{\partial^2(rC_\varphi)}{\partial r^2} + \frac{1}{r^2} \frac{\partial^2 C_\varphi}{\partial \varphi^2} + \frac{1}{r^2 \sin^2(\varphi)} \frac{\partial^2 C_\varphi}{\partial \theta^2} + \frac{\cotan(\varphi)}{r^2} \frac{\partial C_\varphi}{\partial \varphi} - \frac{2}{r^2} \frac{\cotan(\varphi)}{\sin(\varphi)} \frac{\partial C_\theta}{\partial \theta} + \frac{2}{r^2} \frac{\partial C_r}{\partial \varphi} - \frac{1}{r^2 \sin^2(\varphi)} C_\varphi \\ \frac{1}{r} \frac{\partial^2(rC_\theta)}{\partial r^2} + \frac{1}{r^2} \frac{\partial^2 C_\theta}{\partial \varphi^2} + \frac{1}{r^2 \sin^2(\varphi)} \frac{\partial^2 C_\theta}{\partial \theta^2} + \frac{\cotan(\varphi)}{r^2} \frac{\partial C_\theta}{\partial \varphi} + \frac{2}{r^2 \sin(\varphi)} \frac{\partial C_r}{\partial \theta} + \frac{2 \cotan(\varphi)}{r^2 \sin(\varphi)} \frac{\partial C_\varphi}{\partial \theta} - \frac{1}{r^2 \sin^2(\varphi)} C_\theta \end{pmatrix}$$

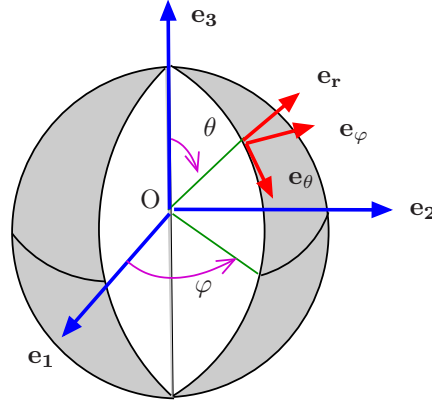


Figure 2. Definition of the spherical coordinate system used.

However, when dealing with the spherical coordinates system the method of Hansen can be used for the determination of 3 independent vector solutions of (2.11). The method of Hansen is for instance detailed in [12]. It permits to deduce solutions of the vector wave equation in spherical coordinates directly from the solutions of the corresponding scalar wave equation.

In the next section we focus on the resolution of the scalar wave equation (i.e. the component-wise vector wave equation (2.11)). In section 3.2 we will consider the way the vectorial solution to the vector wave equation (2.11) can be deduced from the solution to the scalar wave equation by the method of Hansen.

3.1. The scalar wave equation in spherical coordinates

The scalar wave equation reads

$$\Delta\Psi(\mathbf{x}) + k^2\Psi(\mathbf{x}) = 0. \quad (3.1)$$

In spherical coordinates, equation (3.1) is separable. We are looking for solutions in the form

$$\Psi(r, \theta, \varphi) = f_1(r) \times f_2(\theta) \times f_3(\varphi) \quad (3.2)$$

where f_1 , f_2 and f_3 denote 3 complex valued functions of the real variable. The angles φ and θ are the azimuthal angle and the polar angle respectively, see Fig. 2. Relative to the spherical coordinates system, the Laplace operator has the form [12]

$$\Delta\Psi = \frac{1}{r^2} \frac{\partial}{\partial r} \left(r^2 \frac{\partial}{\partial r} \Psi \right) + \frac{1}{r^2} \left(\frac{1}{\sin\theta} \frac{\partial}{\partial\theta} \left(\sin(\theta) \frac{\partial}{\partial\theta} \Psi \right) + \frac{1}{\sin^2\theta} \frac{\partial^2}{\partial\varphi^2} \Psi \right). \quad (3.3)$$

In spherical coordinates, the partial differential equation (3.1) lends itself to being separated into a system of 3 ordinary differential equations: upon substituting ansatz (3.2) in the wave equation (3.1) one finds that the 3 unknown functions f_1 , f_2 and f_3 satisfy

$$r^2 f_1''(r) + 2r f_1'(r) + (k^2 r^2 - p^2) f_1(r) = 0 \quad (3.4a)$$

$$\frac{1}{\sin(\theta)} \frac{d}{d\theta} (\sin(\theta) f_2'(\theta)) + \left(p^2 - \frac{q^2}{\sin^2(\theta)} \right) f_2(\theta) = 0 \quad (3.4b)$$

$$f_3''(\varphi) + q^2 f_3(\varphi) = 0 \quad (3.4c)$$

where the real parameters p and q are the separation constants.

3.1.1. Angular dependency Since the optical properties of the micro-sphere are independent of the azimuthal angle φ , it is necessary for f_3 to be a periodic function with period 2π . Then, the solution to equation (3.4c) reads

$$f_3(\varphi) = C_1 e^{im\varphi} + C_2 e^{-im\varphi} \quad (3.5)$$

where the separation constant q coincides with an integer $m \in \mathbb{Z}$ and C_1 and C_2 denote two complex constants.

The change of variable $\eta = \cos(\theta)$ in equation (3.4b) leads to the equation

$$(1 - \eta^2) g_2''(\eta) - 2\eta g_2'(\eta) + \left(p^2 - \frac{m^2}{1 - \eta^2}\right) g_2(\eta) = 0 \quad (3.6)$$

where the new unknown function g_2 is defined by the relations $f_2(\theta) = g_2(\cos(\theta))$. The solutions to the linear second order ordinary differential equation (ODE) (3.6) are the so-called hypergeometric functions, see [1] chp. 15. This equation has non zero solutions that are nonsingular at ± 1 if and only if $p^2 = \ell(\ell + 1)$ with ℓ being a non negative integer such that $|m| \leq \ell$. In such a case, the solutions to equation (3.6) are the associated Legendre functions, see [1] chp. 8 or [6] section 8.7 & 8.8, defined for $m \geq 0$ by

$$g_2(\eta) = P_\ell^m(\eta) := (-1)^m (1 - \eta^2)^{\frac{m}{2}} \frac{d^m}{d\eta^m} P_\ell(\eta)$$

where P_ℓ denotes the Legendre polynomial of degree ℓ defined for all $x \in]-1, 1[$ by

$$P_\ell(x) = \frac{1}{2^\ell \ell!} \frac{d^\ell}{dx^\ell} \left((x^2 - 1)^\ell \right).$$

The associated Legendre functions are sometimes defined without the multiplicative constant $(-1)^m$ which is known as the Cordon-Shortley phase factor. Following the standard convention, we set for negative values of the order

$$P_\ell^{-m} = (-1)^m \frac{(\ell - m)!}{(\ell + m)!} P_\ell^m.$$

For a fixed integer m , the associated Legendre functions satisfy the following orthogonality conditions for all $k, \ell \in \mathbb{N}$ such that $0 \leq m < \ell$

$$\int_{-1}^1 P_k^m P_\ell^m dx = 0$$

and

$$\int_{-1}^1 P_\ell^m P_\ell^m dx = \frac{2(\ell + m)!}{(2\ell + 1)(\ell - m)!}.$$

Finally we find the functions product $f_2(\theta) f_3(\varphi)$ in the form of

$$Y_\ell^m(\theta, \varphi) = C_{\ell m} P_\ell^m(\cos(\theta)) e^{im\varphi} \quad -\ell \leq m \leq \ell, \quad \ell \in \mathbb{N} \quad (3.7)$$

where Y_ℓ^m is known as the Spherical Surface Harmonics of degree ℓ and order m , see [2]. The normalization constant $C_{\ell m}$ is taken to be

$$C_{\ell m} = \sqrt{\frac{(2\ell + 1)(\ell - m)!}{4\pi (\ell + m)!}}. \quad (3.8)$$

With this normalization convention, the complex conjugate of the Spherical Surface Harmonics of degree ℓ and order m is

$$\overline{Y_\ell^m}(\theta, \varphi) = (-1)^m Y_\ell^{-m}(\theta, \varphi).$$

The Spherical Surface Harmonics form a complete set of orthonormal functions and thus they form an orthonormal basis of the Hilbert space of square-integrable functions on the unit sphere [2,13]. Namely, on the unit sphere any square-integrable function can be expanded as a linear combination of Spherical Surface Harmonics as:

$$g(\theta, \varphi) = \sum_{\ell=0}^{+\infty} \sum_{m=-\ell}^{\ell} g_{\ell}^m Y_{\ell}^m(\theta, \varphi) \quad (3.9)$$

where the equality holds in $\mathbb{L}^2([0, \pi] \times [0, 2\pi], \mathbb{C})$ and

$$g_{\ell}^m = \int_0^{2\pi} \left(\int_0^{\pi} g(\theta, \varphi) \overline{Y_{\ell}^m(\theta, \varphi)} \sin \theta \, d\theta \right) d\varphi.$$

3.1.2. Radial dependency There remains to achieve the identification of the radial function f_1 . It satisfies the following Spherical Bessel equation deduced from (3.4a)

$$r^2 f_1''(r) + 2r f_1'(r) + (k^2 r^2 - \ell(\ell+1)) f_1(r) = 0. \quad (3.10)$$

By the change of variable $x = kr$, equation (3.10) for the new unknown function g_1 defined by $g_1(x) = f_1(x/k)$ reads

$$x^2 g_1''(x) + 2x g_1'(x) + (x^2 - \ell(\ell+1)) g_1(x) = 0. \quad (3.11)$$

The two linearly independent solutions to the linear second order ordinary differential equation (3.11) are known as the spherical Bessel functions of the first and second kinds [1,6,14] denoted j_{ℓ} and y_{ℓ} . They are related to the ordinary Bessel functions J_{ℓ} and Y_{ℓ} for $x > 0$ by the relations

$$j_{\ell}(x) = \sqrt{\frac{\pi}{2x}} J_{\ell+\frac{1}{2}}(x), \quad (3.12)$$

$$y_{\ell}(x) = \sqrt{\frac{\pi}{2x}} Y_{\ell+\frac{1}{2}}(x) = (-1)^{\ell+1} \sqrt{\frac{\pi}{2x}} J_{-\ell-\frac{1}{2}}(x). \quad (3.13)$$

When dealing with the problem of scattering of electromagnetic waves by a sphere, it is convenient to introduce the Riccati-Bessel functions of the first and second kinds denoted ψ_{ℓ} and χ_{ℓ} . They are related to the Spherical Bessel functions and to Bessel functions for $x > 0$ by the relations

$$\psi_{\ell}(x) = x j_{\ell}(x) = \sqrt{\frac{\pi x}{2}} J_{\ell+\frac{1}{2}}(x), \quad (3.14)$$

$$\chi_{\ell}(x) = -x y_{\ell}(x) = -\sqrt{\frac{\pi x}{2}} Y_{\ell+\frac{1}{2}}(x). \quad (3.15)$$

We deduce that the radial function f_1 can be expressed as a linear combination of the Spherical Bessel functions as

$$f_1(r) = \alpha_{\ell} j_{\ell}(kr) + \beta_{\ell} y_{\ell}(kr)$$

where α_{ℓ} and β_{ℓ} denote 2 complex constant numbers. In terms of the Riccati-Bessel functions, the unknown function f_1 can be expressed as

$$f_1(r) = \alpha_{\ell} \frac{\psi_{\ell}(kr)}{kr} - \beta_{\ell} \frac{\chi_{\ell}(kr)}{kr}.$$

We conclude that the general solution of the scalar wave equation (3.1) in spherical coordinates, expressed either in terms of the Spherical Bessel functions or in terms of the Ricatti-Bessel functions, reads

$$\begin{aligned}\Psi(r, \theta, \varphi) &= \sum_{\ell=0}^{+\infty} \sum_{m=-\ell}^{\ell} (\alpha_{\ell} j_{\ell}(kr) + \beta_{\ell} y_{\ell}(kr)) Y_{\ell}^m(\theta, \varphi) \\ &= \sum_{\ell=0}^{+\infty} \sum_{m=-\ell}^{\ell} \left(\alpha_{\ell} \frac{\psi_{\ell}(kr)}{kr} - \beta_{\ell} \frac{\chi_{\ell}(kr)}{kr} \right) Y_{\ell}^m(\theta, \varphi).\end{aligned}\quad (3.16)$$

3.2. Hansen method for solving the vector wave equation in spherical coordinates

We have shown in the previous section that the characteristic solution of the scalar wave equation (3.1) in spherical coordinates is

$$\Psi_{\ell}^m(r, \theta, \varphi) = z_{\ell}(kr) Y_{\ell}^m(\theta, \varphi)$$

where z_{ℓ} denotes one of the two linearly independent solutions (j_{ℓ} or y_{ℓ}) to the spherical Bessel equation (3.10). We are now concerned by solving the vector wave equation

$$\nabla(\operatorname{div} \mathbf{C}) - \operatorname{curl} \operatorname{curl} \mathbf{C} + k^2 \mathbf{C} = \mathbf{0} \quad (3.17)$$

in a domain which is either the inner or the outer of a ball. Note that for solenoidal (i.e. divergence free) fields, the vectorial wave equation (3.17) can be simplified into

$$\Delta \mathbf{C} + k^2 \mathbf{C} = \mathbf{0}. \quad (3.18)$$

In spherical coordinates, the 3 independent vector solutions of (3.17) can be constructed from the characteristic solution Ψ_{ℓ}^m of the scalar wave equation (3.1) by Hansen method as described in [12], chap. 7. One solution, denoted \mathbf{L}_{ℓ}^m in the sequel, can be found by taking the gradient of Ψ_{ℓ}^m . It reads

$$\begin{aligned}\mathbf{L}_{\ell}^m(r, \theta, \varphi) &= \nabla \Psi_{\ell}^m(r, \theta, \varphi) = \begin{pmatrix} \frac{\partial}{\partial r} \Psi_{\ell}^m(r, \theta, \varphi) \\ \frac{1}{r} \frac{\partial}{\partial \theta} \Psi_{\ell}^m(r, \theta, \varphi) \\ \frac{1}{r \sin(\theta)} \frac{\partial}{\partial \varphi} \Psi_{\ell}^m(r, \theta, \varphi) \end{pmatrix} \\ &= \begin{pmatrix} \frac{\partial}{\partial r} z_{\ell}(kr) Y_{\ell}^m(\theta, \varphi) \\ \frac{1}{r} z_{\ell}(kr) \frac{\partial}{\partial \theta} Y_{\ell}^m(\theta, \varphi) \\ \frac{1}{r \sin(\theta)} z_{\ell}(kr) \frac{\partial}{\partial \varphi} Y_{\ell}^m(\theta, \varphi) \end{pmatrix}.\end{aligned}\quad (3.19)$$

A second solution is found in the form of the vector

$$\begin{aligned}\mathbf{M}_{\ell}^m(r, \theta, \varphi) &= \nabla \Psi_{\ell}^m(r, \theta, \varphi) \wedge (r \mathbf{e}_r) = \mathbf{L}_{\ell}^m(r, \theta, \varphi) \wedge \mathbf{r} \\ &= \begin{pmatrix} 0 \\ \frac{1}{\sin(\theta)} \frac{\partial}{\partial \varphi} \Psi_{\ell}^m(r, \theta, \varphi) \\ -\frac{\partial}{\partial \theta} \Psi_{\ell}^m(r, \theta, \varphi) \end{pmatrix} = \begin{pmatrix} 0 \\ \frac{1}{\sin(\theta)} z_{\ell}(kr) \frac{\partial}{\partial \varphi} Y_{\ell}^m(\theta, \varphi) \\ -z_{\ell}(kr) \frac{\partial}{\partial \theta} Y_{\ell}^m(\theta, \varphi) \end{pmatrix}.\end{aligned}\quad (3.20)$$

The third independent solution is

$$\begin{aligned} \mathbf{N}_\ell^m(r, \theta, \varphi) &= \frac{1}{k} \mathbf{curl} \mathbf{M}_\ell^m(r, \theta, \varphi) \\ &= \frac{1}{k} \begin{pmatrix} -\frac{1}{r \sin(\theta)} \left(\frac{\partial}{\partial \theta} \left(\sin(\theta) \frac{\partial}{\partial \theta} \Psi_\ell^m(r, \theta, \varphi) \right) + \frac{1}{\sin(\theta)} \frac{\partial^2}{\partial \varphi^2} \Psi_\ell^m(r, \theta, \varphi) \right) \\ -\frac{1}{r} \frac{\partial}{\partial r} \left(-r \frac{\partial}{\partial \theta} \Psi_\ell^m(r, \theta, \varphi) \right) \\ \frac{1}{r} \frac{\partial}{\partial r} \left(\frac{r}{\sin(\theta)} \frac{\partial}{\partial \varphi} \Psi_\ell^m(r, \theta, \varphi) \right) \end{pmatrix}. \end{aligned}$$

The first component of \mathbf{N}_ℓ^m can be rewritten as

$$(\mathbf{N}_\ell^m)_1(r, \theta, \varphi) = \frac{r}{k} \left(-\Delta \Psi_\ell^m(r, \theta, \varphi) + \frac{1}{r^2} \frac{\partial}{\partial r} \left(r^2 \frac{\partial}{\partial r} \Psi_\ell^m(r, \theta, \varphi) \right) \right).$$

From the scalar wave equation (3.1) we have $\Delta \Psi_\ell^m = -k^2 \Psi_\ell^m$ so that

$$\begin{aligned} (\mathbf{N}_\ell^m)_1(r, \theta, \varphi) &= \frac{r}{k} \left(k^2 \Psi_\ell^m(r, \theta, \varphi) + \frac{1}{r^2} \frac{\partial}{\partial r} \left(r^2 \frac{\partial}{\partial r} \Psi_\ell^m(r, \theta, \varphi) \right) \right) \\ &= \frac{1}{k} \frac{\partial^2}{\partial r^2} \left(r \Psi_\ell^m(r, \theta, \varphi) \right) + kr \Psi_\ell^m(r, \theta, \varphi). \end{aligned}$$

Moreover, since $\Psi_\ell^m(r, \theta, \varphi) = z_\ell(r) Y_\ell^m(\theta, \varphi)$ we deduce that

$$\mathbf{N}_\ell^m(r, \theta, \varphi) = \begin{pmatrix} \frac{1}{k} \left(\frac{d^2}{dr^2} (r z_\ell(kr)) + k^2 r \right) Y_\ell^m(\theta, \varphi) \\ \frac{1}{kr} \frac{\partial}{\partial r} (r z_\ell(kr)) \frac{\partial}{\partial \theta} Y_\ell^m(\theta, \varphi) \\ \frac{1}{kr \sin(\theta)} \frac{\partial}{\partial r} (r z_\ell(kr)) \frac{\partial}{\partial \varphi} Y_\ell^m(\theta, \varphi) \end{pmatrix}.$$

Finally, since z_ℓ denotes one of the two linearly independent solutions to the spherical Bessel equation (3.10), we may rewrite \mathbf{N}_ℓ^m as

$$\mathbf{N}_\ell^m(r, \theta, \varphi) = \begin{pmatrix} \frac{\ell(\ell+1)}{kr} z_\ell(kr) Y_\ell^m(\theta, \varphi) \\ \frac{1}{kr} \frac{\partial}{\partial r} (r z_\ell(kr)) \frac{\partial}{\partial \theta} Y_\ell^m(\theta, \varphi) \\ \frac{1}{kr \sin(\theta)} \frac{\partial}{\partial r} (r z_\ell(kr)) \frac{\partial}{\partial \varphi} Y_\ell^m(\theta, \varphi) \end{pmatrix}. \quad (3.21)$$

The vector functions \mathbf{L}_ℓ^m , \mathbf{M}_ℓ^m and \mathbf{N}_ℓ^m have several notable properties that follows directly from their definition. The vector functions \mathbf{L}_ℓ^m is irrotational (its curl is zero) whereas \mathbf{M}_ℓ^m and \mathbf{N}_ℓ^m are solenoidal (their divergence is zero), *i.e.*

$$\mathbf{curl} \mathbf{L}_\ell^m = 0, \quad \text{div} \mathbf{M}_\ell^m = 0, \quad \text{div} \mathbf{N}_\ell^m = 0. \quad (3.22)$$

Moreover the 3 vector functions \mathbf{L}_ℓ^m , \mathbf{M}_ℓ^m and \mathbf{N}_ℓ^m are related to each other through the relations

$$\mathbf{M}_\ell^m = \mathbf{L}_\ell^m \wedge \mathbf{r}, \quad \mathbf{N}_\ell^m = \frac{1}{k} \mathbf{curl} \mathbf{M}_\ell^m \quad (3.23)$$

deduced from their definition and by

$$\mathbf{M}_\ell^m = \frac{1}{k} \mathbf{curl} \mathbf{N}_\ell^m \quad (3.24)$$

deduced from the vector wave equation (3.17) for \mathbf{M}_ℓ^m .

In order to simplify the expression of the three independent solutions to the vector wave equation (3.17), it is convenient to introduce the Vector Spherical Harmonics defined from the Scalar Spherical Harmonics Y_ℓ^m as

$$\mathbf{Z}_{\ell m} = Y_\ell^m \mathbf{e}_r, \quad (3.25)$$

$$\mathbf{Y}_{\ell m} = r \nabla Y_\ell^m, \quad (3.26)$$

$$\mathbf{X}_{\ell m} = \nabla Y_\ell^m \wedge \mathbf{r}. \quad (3.27)$$

Note that several conventions are used in the literature to define the Vector Spherical Harmonics and they are actually defined using a different convention in [16]. Here, the radial distance r and radial vector \mathbf{r} are included in (3.25)–(3.27) so as to guarantee that the dimension of the Vector Spherical Harmonics are the same as the ordinary Spherical Harmonics and that the Vector Spherical Harmonics do not depend on the radial spherical coordinate.

We find that the three independent solutions of the vector wave equation (3.17) are expressed in terms of the Vector Spherical Harmonics as

$$\begin{aligned} \mathbf{L}_\ell^m(r, \theta, \varphi) &= \frac{\partial}{\partial r} z_\ell(kr) Y_\ell^m(\theta, \varphi) \mathbf{e}_r + z_\ell(kr) \nabla Y_\ell^m(\theta, \varphi) \\ &= k z'_\ell(kr) \mathbf{Z}_{\ell m}(\theta, \varphi) + \frac{1}{r} z_\ell(kr) \mathbf{Y}_{\ell m}(\theta, \varphi), \end{aligned} \quad (3.28)$$

$$\begin{aligned} \mathbf{M}_\ell^m(r, \theta, \varphi) &= z_\ell(kr) \nabla Y_\ell^m(\theta, \varphi) \wedge \mathbf{r} \\ &= z_\ell(kr) \mathbf{X}_{\ell m}(\theta, \varphi), \end{aligned} \quad (3.29)$$

$$\begin{aligned} \mathbf{N}_\ell^m(r, \theta, \varphi) &= \frac{\ell(\ell+1)}{kr} z_\ell(kr) Y_\ell^m(\theta, \varphi) \mathbf{e}_r + \frac{\partial}{\partial r} (r z_\ell(kr)) \nabla Y_\ell^m(\theta, \varphi) \\ &= \frac{\ell(\ell+1)}{kr} z_\ell(kr) \mathbf{Z}_{\ell m}(\theta, \varphi) + \frac{1}{kr} \frac{\partial}{\partial r} (r z_\ell(kr)) \mathbf{Y}_{\ell m}(\theta, \varphi) \end{aligned} \quad (3.30)$$

where z_ℓ denotes either the spherical Bessel function of first or second kind. The solution to the vector wave equation (3.17) can be represented as

$$\underline{\mathbf{C}}(r, \theta, \varphi) = \sum_{\ell=0}^{\infty} \sum_{m=-\ell}^{\ell} \alpha_\ell^m \mathbf{L}_\ell^m(r, \theta, \varphi) + \beta_\ell^m \mathbf{M}_\ell^m(r, \theta, \varphi) + \gamma_\ell^m \mathbf{N}_\ell^m(r, \theta, \varphi) \quad (3.31)$$

where α_ℓ^m , β_ℓ^m and γ_ℓ^m denotes complex valued constants.

3.3. TE and TM whispering gallery modes in a micro-sphere

When the desired solution to the vector wave equation (3.17) is solenoidal, which is the case in the present study for the magnetic induction \mathbf{B} and electric field \mathbf{E} inside and outside the sphere, see equations (2.8b) and (2.8d), it can be expanded in terms of \mathbf{M}_ℓ^m and \mathbf{N}_ℓ^m only [12]. We can therefore distinguish two types of particular electromagnetic fields to our problem:

- (i) Transverse Electric (TE) modes where the electric field \mathbf{E} is collinear to \mathbf{M}_ℓ^m , i.e.

$$\underline{\mathbf{E}}(r, \theta, \varphi) = A_{i/o}^{\text{TE}} \mathbf{M}_\ell^m(r, \theta, \varphi) \quad (3.32)$$

where $A_{i/o}^{\text{TE}}$ denotes a complex constant number with a different value depending on the domain (index i for inside or index o for outside the sphere).

- (ii) Transverse Magnetic (TM) modes where the electric field \mathbf{E} is collinear to \mathbf{N}_ℓ^m , i.e.

$$\underline{\mathbf{E}}(r, \theta, \varphi) = A_{i/o}^{\text{TM}} \mathbf{N}_\ell^m(r, \theta, \varphi) \quad (3.33)$$

where $A_{i/o}^{\text{TM}}$ denotes a complex constant number with a different value depending on the domain (index i for inside or index o for outside the sphere).

From equation (2.8a), the magnetic induction is given by $\underline{\mathbf{B}} = \frac{i}{\omega} \mathbf{curl} \underline{\mathbf{E}}$ so that from relations (3.23) and (3.24) we deduce that:

- (i) for TE modes the magnetic induction $\underline{\mathbf{B}}$ is collinear to $\frac{ik}{\omega} \mathbf{N}_\ell^m$, *i.e.*

$$\underline{\mathbf{B}}(r, \theta, \varphi) = A_{i/o}^{\text{TE}} \frac{ik}{\omega} \mathbf{N}_\ell^m(r, \theta, \varphi); \quad (3.34)$$

- (ii) for TM modes the magnetic induction $\underline{\mathbf{B}}$ is collinear to $\frac{ik}{\omega} \mathbf{M}_\ell^m$, *i.e.*

$$\underline{\mathbf{B}}(r, \theta, \varphi) = A_{i/o}^{\text{TM}} \frac{ik}{\omega} \mathbf{M}_\ell^m(r, \theta, \varphi). \quad (3.35)$$

Since \mathbf{M}_ℓ^m is orthogonal to the unit radial vector \mathbf{e}_r , in TE modes the electric field is parallel to the surface of the microsphere whereas in TM modes, the magnetic induction is parallel to the surface of the microsphere.

We conclude that the electromagnetic field for TE modes has the following form:

$$\begin{aligned} \underline{\mathbf{E}}(r, \theta, \varphi) &= A_{i/o}^{\text{TE}} z_\ell(kr) \mathbf{X}_{\ell m}(\theta, \varphi) \\ &= A_{i/o}^{\text{TE}} \frac{r_\ell(kr)}{kr} \mathbf{X}_{\ell m}(\theta, \varphi), \end{aligned} \quad (3.36)$$

$$\begin{aligned} \underline{\mathbf{B}}(r, \theta, \varphi) &= A_{i/o}^{\text{TE}} \frac{ik}{\omega} \left(\frac{\ell(\ell+1)}{kr} z_\ell(kr) \mathbf{Z}_{\ell m}(\theta, \varphi) + \frac{1}{kr} \frac{\partial}{\partial r} (r z_\ell(kr)) \mathbf{Y}_{\ell m}(\theta, \varphi) \right) \\ &= A_{i/o}^{\text{TE}} \frac{ik}{\omega} \left(\ell(\ell+1) \frac{r_\ell(kr)}{k^2 r^2} \mathbf{Z}_{\ell m}(\theta, \varphi) + \frac{r'_\ell(kr)}{kr} \mathbf{Y}_{\ell m}(\theta, \varphi) \right), \end{aligned} \quad (3.37)$$

and for TM modes it has the form:

$$\begin{aligned} \underline{\mathbf{E}}(r, \theta, \varphi) &= A_{i/o}^{\text{TM}} \left(\frac{\ell(\ell+1)}{kr} z_\ell(kr) \mathbf{Z}_{\ell m}(\theta, \varphi) + \frac{1}{kr} \frac{\partial}{\partial r} (r z_\ell(kr)) \mathbf{Y}_{\ell m}(\theta, \varphi) \right) \\ &= A_{i/o}^{\text{TM}} \left(\ell(\ell+1) \frac{r_\ell(kr)}{k^2 r^2} \mathbf{Z}_{\ell m}(\theta, \varphi) + \frac{r'_\ell(kr)}{kr} \mathbf{Y}_{\ell m}(\theta, \varphi) \right), \end{aligned} \quad (3.38)$$

$$\begin{aligned} \underline{\mathbf{B}}(r, \theta, \varphi) &= A_{i/o}^{\text{TM}} \frac{ik}{\omega} z_\ell(kr) \mathbf{X}_{\ell m}(\theta, \varphi) \\ &= A_{i/o}^{\text{TM}} \frac{ik}{\omega} \frac{r_\ell(kr)}{kr} \mathbf{X}_{\ell m}(\theta, \varphi), \end{aligned} \quad (3.39)$$

where z_ℓ denotes the spherical Bessel function of first kind j_ℓ or second kind y_ℓ and r_ℓ denotes the Ricatti-Bessel function of first kind ψ_ℓ or second kind χ_ℓ and ℓ and m denote the mode numbers.

The Ricatti-Bessel functions of second kind like the Bessel functions of the second kind have a singularity at the origin (*i.e.* at the sphere center). They are therefore not suited to describe the electromagnetic field inside the microsphere. Inside the sphere, TM and TE modes are expressed in terms of the Ricatti-Bessel functions of first kind alone, *i.e.* $r_\ell = \psi_\ell$. In the more general case, outside the microsphere, TM and TE modes are expressed as a linear combination of the Ricatti-Bessel functions of first kind and second kind written in the following way: $\alpha_\ell \psi_\ell - \beta_\ell \chi_\ell$ where α_ℓ and β_ℓ denote two complex valued constants. The values of α_ℓ and β_ℓ are determined by considering the interface conditions across the sphere boundary and the conditions at infinity for the electromagnetic field. Whispering Gallery Modes (WGMs) correspond to an evanescent wave outside the sphere that decays exponentially over a distance scale on the order of a wavelength and over this external caustic to a propagative wave corresponding to the diffraction of light by spherical surface of the sphere [16]. This behavior of the electromagnetic field outside the microsphere is correctly described when it is expressed in terms of the Ricatti-Bessel function of second kind χ_ℓ alone (*i.e.* $\alpha_\ell = 0$), see Fig. 3.

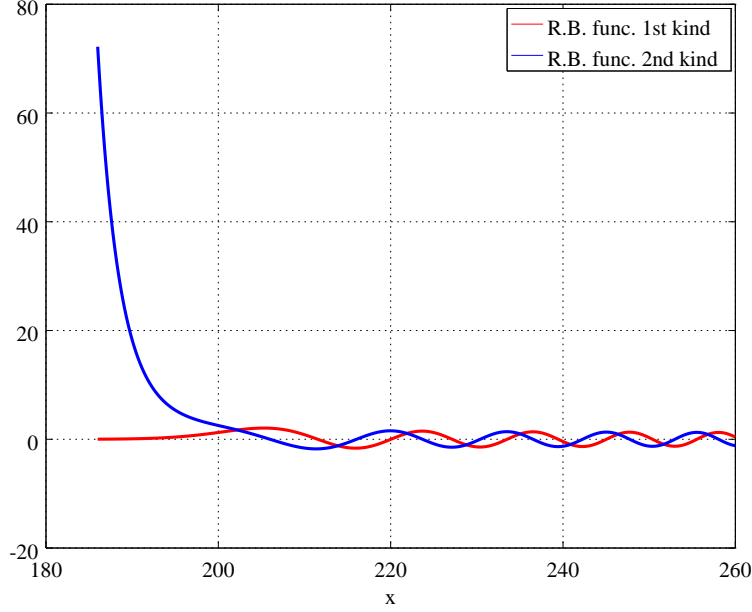


Figure 3. Graph of the first and second kinds Ricatti-Bessel functions for index $\ell = 200$. The Ricatti-Bessel function of second kind decays exponentially and then has oscillatory behavior.

Finally, for TE modes the electromagnetic field is given in spherical coordinates by

$$\underline{\mathbf{E}}(r, \theta, \varphi) = \begin{cases} A_i^{\text{TE}} \frac{\psi_\ell(kr)}{kr} \mathbf{X}_{\ell m}(\theta, \varphi) & \text{if } r < R \\ -A_o^{\text{TE}} \frac{\chi_\ell(k_0 r)}{k_0 r} \mathbf{X}_{\ell m}(\theta, \varphi) & \text{if } r > R \end{cases} \quad (3.40)$$

and

$$\underline{\mathbf{B}}(r, \theta, \varphi) = \begin{cases} A_i^{\text{TE}} \frac{ik}{\omega} \left(\ell(\ell+1) \frac{\psi_\ell(kr)}{k^2 r^2} \mathbf{Z}_{\ell m}(\theta, \varphi) + \frac{\psi'_\ell(kr)}{kr} \mathbf{Y}_{\ell m}(\theta, \varphi) \right) & \text{if } r < R \\ -A_o^{\text{TE}} \frac{ik_0}{\omega} \left(\ell(\ell+1) \frac{\chi_\ell(k_0 r)}{k_0^2 r^2} \mathbf{Z}_{\ell m}(\theta, \varphi) + \frac{\chi'_\ell(k_0 r)}{k_0 r} \mathbf{Y}_{\ell m}(\theta, \varphi) \right) & \text{if } r > R \end{cases} \quad (3.41)$$

where $\mathbf{X}_{\ell m}$, $\mathbf{Y}_{\ell m}$ and $\mathbf{Z}_{\ell m}$ denote the vector spherical harmonics and ψ_ℓ and χ_ℓ denote respectively the Ricatti-Bessel functions of first and second types. For TM modes the electromagnetic field reads

$$\underline{\mathbf{E}}(r, \theta, \varphi) = \begin{cases} A_i^{\text{TM}} \left(\ell(\ell+1) \frac{\psi_\ell(kr)}{k^2 r^2} \mathbf{Z}_{\ell m}(\theta, \varphi) + \frac{\psi'_\ell(kr)}{kr} \mathbf{Y}_{\ell m}(\theta, \varphi) \right) & \text{if } r < R \\ -A_o^{\text{TM}} \left(\ell(\ell+1) \frac{\chi_\ell(k_0 r)}{k_0^2 r^2} \mathbf{Z}_{\ell m}(\theta, \varphi) + \frac{\chi'_\ell(k_0 r)}{k_0 r} \mathbf{Y}_{\ell m}(\theta, \varphi) \right) & \text{if } r > R \end{cases} \quad (3.42)$$

and

$$\underline{\mathbf{B}}(r, \theta, \varphi) = \begin{cases} A_i^{\text{TM}} \frac{ik}{\omega} \frac{\psi_\ell(kr)}{kr} \mathbf{X}_{\ell m}(\theta, \varphi) & \text{if } r < R \\ -A_o^{\text{TM}} \frac{ik_0}{\omega} \frac{\chi_\ell(k_0 r)}{k_0 r} \mathbf{X}_{\ell m}(\theta, \varphi) & \text{if } r > R \end{cases} \quad (3.43)$$

3.4. The modal equation

The electromagnetic field inside and outside the microsphere are connected through the interface conditions at the sphere boundary deduced from boundary conditions (2.7a)–(2.7d). They read $\forall(\theta, \varphi) \in [0, \pi] \times [0, 2\pi]$

$$[\mathbf{E}(R, \theta, \varphi) \wedge \mathbf{e}_r] = \mathbf{0}, \quad (3.44a)$$

$$[\mathbf{B}(R, \theta, \varphi) \cdot \mathbf{e}_r] = 0, \quad (3.44b)$$

$$[\varepsilon \mathbf{E}(R, \theta, \varphi) \cdot \mathbf{e}_r] = 0, \quad (3.44c)$$

$$[\mathbf{B}(R, \theta, \varphi) \wedge \mathbf{e}_r] = \mathbf{0}. \quad (3.44d)$$

In the next two sections we will study the conditions at which equations (3.44a)–(3.44d) are satisfied by TE modes and TM modes respectively.

3.4.1. Modal equation for TE modes According to (3.32) and (3.34), the electromagnetic field (\mathbf{E}, \mathbf{B}) for TE modes is given by

$$\underline{\mathbf{E}}(R, \theta, \varphi) = A_{i/o}^{\text{TE}} \frac{r_\ell(kR)}{kR} \mathbf{X}_{\ell m}(\theta, \varphi), \quad (3.45)$$

$$\underline{\mathbf{B}}(R, \theta, \varphi) = A_{i/o}^{\text{TE}} \frac{ik}{\omega} \left(\ell(\ell+1) \frac{r_\ell(kR)}{k^2 R^2} \mathbf{Z}_{\ell m}(\theta, \varphi) + \frac{r'_\ell(kR)}{kR} \mathbf{Y}_{\ell m}(\theta, \varphi) \right). \quad (3.46)$$

Since $\mathbf{X}_{\ell m}$ is orthogonal to \mathbf{e}_r , condition (3.44c) is always satisfied. Condition (3.44a) implies that we must have

$$\left[A_{i/o}^{\text{TE}} \frac{r_\ell(kR)}{kR} \right] = 0 \quad (3.47)$$

that is to say

$$A_i^{\text{TE}} \frac{\psi_\ell(kR)}{kR} = -A_o^{\text{TE}} \frac{\chi_\ell(k_0 R)}{k_0 R}. \quad (3.48)$$

Condition (3.44b) implies that

$$\left[A_{i/o}^{\text{TE}} \ell(\ell+1) \frac{r_\ell(kR)}{kR^2} \mathbf{Z}_{\ell m}(\theta, \varphi) \cdot \mathbf{e}_r \right] + \left[A_{i/o}^{\text{TE}} \frac{r'_\ell(kR)}{R} \mathbf{Y}_{\ell m}(\theta, \varphi) \cdot \mathbf{e}_r \right] = 0$$

and thanks to (3.47), the condition reduces to

$$\left[A_{i/o}^{\text{TE}} r'_\ell(kR) \right] = 0 \quad (3.49)$$

that is to say to

$$A_i^{\text{TE}} \psi'_\ell(kR) = -A_o^{\text{TE}} \chi'_\ell(k_0 R). \quad (3.50)$$

Condition (3.44d) is identically satisfied when relations (3.47) and (3.49) are taken into account. Thus, boundary conditions for TE modes give rise to the following system of equations to be fulfilled

$$\begin{cases} A_i^{\text{TE}} \frac{\psi_\ell(kR)}{kR} + A_o^{\text{TE}} \frac{\chi_\ell(k_0 R)}{k_0 R} = 0 \\ A_i^{\text{TE}} \psi'_\ell(kR) + A_o^{\text{TE}} \chi'_\ell(k_0 R) = 0 \end{cases}. \quad (3.51)$$

Whenever the determinant of the linear system is nonzero, its unique solution is the zero solution. There exists nontrivial solutions if and only if the determinant is zero, that is to say for k such that

$$\frac{k}{k_0} \frac{\psi'_\ell(kR)}{\psi_\ell(kR)} = \frac{\chi'_\ell(k_0R)}{\chi_\ell(k_0R)}. \quad (3.52)$$

In such a case, there exists an infinite set of solutions to the linear system (3.51) in the form $(A_i^{\text{TE}}, A_o^{\text{TE}})$ where

$$A_o^{\text{TE}} = -A_i^{\text{TE}} \frac{k_0}{k} \frac{\psi_\ell(kR)}{\chi_\ell(k_0R)}. \quad (3.53)$$

The value of A_i^{TE} for a given experiment can be computed from the condition that the total power in the device is imposed or known. Equation (3.52) is referred as the *modal equation* for TE whispering gallery modes.

3.4.2. Modal equation for TM modes According to (3.33) and (3.35), the electromagnetic field (\mathbf{E}, \mathbf{B}) for TM modes is given by

$$\underline{\mathbf{E}}(R, \theta, \varphi) = A_{i/o}^{\text{TM}} \left(\ell(\ell+1) \frac{r_\ell(kR)}{k^2 R^2} \mathbf{Z}_{\ell m}(\theta, \varphi) + \frac{r'_\ell(kR)}{kR} \mathbf{Y}_{\ell m}(\theta, \varphi) \right), \quad (3.54)$$

$$\underline{\mathbf{B}}(R, \theta, \varphi) = A_{i/o}^{\text{TM}} \frac{i}{\omega} \frac{r_\ell(kR)}{R} \mathbf{X}_{\ell m}(\theta, \varphi). \quad (3.55)$$

Since $\mathbf{X}_{\ell m}$ is orthogonal to \mathbf{e}_r , condition (3.44b) is always satisfied. Condition (3.44d) implies that we must have

$$\left[A_{i/o}^{\text{TM}} r_\ell(kR) \right] = 0 \quad (3.56)$$

that is to say

$$A_i^{\text{TM}} \psi_\ell(kR) = -A_o^{\text{TM}} \chi_\ell(k_0R). \quad (3.57)$$

Condition (3.44a) implies

$$\left[A_{i/o}^{\text{TM}} \ell(\ell+1) \frac{r_\ell(kR)}{k^2 R^2} \mathbf{Z}_{\ell m}(\theta, \varphi) \wedge \mathbf{e}_r \right] + \left[A_{i/o}^{\text{TM}} \frac{r'_\ell(kR)}{kR} \mathbf{Y}_{\ell m}(\theta, \varphi) \wedge \mathbf{e}_r \right] = 0.$$

Since $\mathbf{Z}_{\ell m}$ is collinear to \mathbf{e}_r , the first term in the brackets is always zero and the condition reduces to

$$\left[A_{i/o}^{\text{TM}} \frac{r'_\ell(kR)}{k} \right] = 0 \quad (3.58)$$

that is to say

$$k_0 A_i^{\text{TM}} \psi'_\ell(kR) = -k A_o^{\text{TM}} \chi'_\ell(k_0R). \quad (3.59)$$

Condition (3.44c) is identically satisfied when relations (3.56) and (3.58) are taken into account. Thus, boundary conditions for TM modes give rise to the following system of equations with unknowns A_i^{TM} and A_o^{TM} to be fulfilled

$$\begin{cases} A_i^{\text{TM}} \psi_\ell(kR) + A_o^{\text{TM}} \chi_\ell(k_0R) = 0 \\ A_i^{\text{TM}} k_0 \psi'_\ell(kR) + A_o^{\text{TM}} k \chi'_\ell(k_0R) = 0 \end{cases}. \quad (3.60)$$

Whenever the determinant of the linear system is nonzero, its unique solution is the zero solution. There exists nontrivial solutions if and only if the determinant is zero, that is to say when k is such that

$$\frac{k_0}{k} \frac{\psi'_\ell(kR)}{\psi_\ell(kR)} = \frac{\chi'_\ell(k_0R)}{\chi_\ell(k_0R)}. \quad (3.61)$$

In such a case, there exists an infinite set of solutions to the linear system (3.60) in the form $(A_i^{\text{TM}}, A_o^{\text{TM}})$ where

$$A_o^{\text{TM}} = -A_i^{\text{TM}} \frac{\psi_\ell(kR)}{\chi_\ell(k_0R)}. \quad (3.62)$$

The value of A_i^{TM} for a given experiment can be computed from the condition that the total power in the device is imposed or known. Equation (3.61) is referred as the *modal equation* for TM whispering gallery modes.

3.5. Numerical resolution of the modal equations

We have established in the previous section that the modal equations for TE and TM modes were in the form

$$P \frac{\psi'_\ell(kR)}{\psi_\ell(kR)} = \frac{\chi'_\ell(k_0R)}{\chi_\ell(k_0R)} \quad (3.63)$$

with $P = k/k_0 = N$ for TE modes and $P = k_0/k = 1/N$ for TM modes where N is the optical index of the micro-sphere, $k_0 = 2\pi/\lambda$ where λ is the wavelength, $k = k_0N$ and R is the micro-sphere radius. In equation (3.63), ψ_ℓ and χ_ℓ denote spherical Bessel functions of order ℓ of the first kind and of the second kind respectively. We can either solve equation (3.63) for determining the mode numbers ℓ for a given wavelength λ or conversely, solve equation (3.63) for determining the wavelengths λ for a given mode number ℓ .

For numerical purposes it is convenient to express the modal equation (3.63) in terms of Bessel function of first and second kind. For all $\nu \in \mathbb{R}$ and $x \in \mathbb{R}^+$ we have [1, 6]

$$\psi_\nu(x) = \sqrt{\frac{\pi x}{2}} J_{\nu+\frac{1}{2}}(x) \quad (3.64)$$

$$\chi_\nu(x) = -\sqrt{\frac{\pi x}{2}} Y_{\nu+\frac{1}{2}}(x) \quad (3.65)$$

It follows that for $x > 0$

$$\psi'_\nu(x) = \sqrt{\frac{\pi}{8x}} J_{\nu+\frac{1}{2}}(x) + \sqrt{\frac{\pi x}{2}} J'_{\nu+\frac{1}{2}}(x), \quad (3.66)$$

$$\chi'_\nu(x) = -\sqrt{\frac{\pi}{8x}} Y_{\nu+\frac{1}{2}}(x) - \sqrt{\frac{\pi x}{2}} Y'_{\nu+\frac{1}{2}}(x). \quad (3.67)$$

Taking into account relations (3.64) to (3.67), the modal equation (3.63) can be reformulated as

$$\frac{Y'_{\ell+\frac{1}{2}}(k_0R)}{Y_{\ell+\frac{1}{2}}(k_0R)} - P \frac{J'_{\ell+\frac{1}{2}}(kR)}{J_{\ell+\frac{1}{2}}(kR)} = \frac{1}{2} \left(\frac{P}{kR} - \frac{1}{k_0R} \right). \quad (3.68)$$

Derivative of Bessel functions satisfy for all $\nu \in \mathbb{R}$ the recurrence relation [1, 6]

$$J'_\nu(x) = J_{\nu-1}(x) - \frac{\nu}{x} J_\nu(x) \quad \text{and} \quad Y'_\nu(x) = Y_{\nu-1}(x) - \frac{\nu}{x} Y_\nu(x)$$

so that we can express the modal equation (3.63) as

$$\frac{Y_{\ell-\frac{1}{2}}(k_0R)}{Y_{\ell+\frac{1}{2}}(k_0R)} - P \frac{J_{\ell-\frac{1}{2}}(kR)}{J_{\ell+\frac{1}{2}}(kR)} = \ell \left(\frac{1}{k_0R} - \frac{P}{kR} \right). \quad (3.69)$$

For TE modes we have $P = N$ so that the second hand side of equation (3.69) is zero, whereas for TM modes we have $P = 1/N$ and therefore the second hand side of equation (3.69) is $\frac{\ell}{k_0R} \left(1 - \frac{1}{N^2} \right)$.

For a given mode number ℓ , the wavelengths λ for which resonance occurs are obtained by solving equation (3.69). That is to say they are obtained by looking for the zeros of the modal function

$$F_\ell : \lambda \in]0, +\infty[\mapsto \frac{Y_{\ell-\frac{1}{2}}(k_0R)}{Y_{\ell+\frac{1}{2}}(k_0R)} - P \frac{J_{\ell-\frac{1}{2}}(kR)}{J_{\ell+\frac{1}{2}}(kR)} - \ell \left(\frac{1}{k_0R} - \frac{P}{kR} \right). \quad (3.70)$$

It is known, see [16], that for a given λ , the mode numbers ℓ are such that

$$\frac{2\pi(R + \delta_P)}{\lambda} < \ell + \frac{1}{2} < N \frac{2\pi(R + \delta_P)}{\lambda} \quad (3.71)$$

where

$$\delta_P \approx \frac{\lambda}{2\pi N} \frac{P}{\sqrt{N^2 - 1}}$$

takes into account the Goos-Hanchen effect. The bounds for ℓ given by (3.71) imply that for a fixed value of ℓ the wavelengths λ for which resonance occurs are such that

$$\frac{2\pi R}{\ell + \frac{1}{2} - \alpha} < \lambda < \frac{2\pi RN}{\ell + \frac{1}{2} - \alpha N} \quad (3.72)$$

where we have set $\alpha = P/(N\sqrt{N^2 - 1})$.

In this study, typical values for the physical parameters are $\lambda = 810$ nm for the wavelength, $N = 1.45$ for the optical index of the micro-sphere and $R = 50 \mu\text{m}$ for the radius of the micro-sphere. The mode number ℓ varies between 194 and 281, see [16]. We have $k_0 = 7.75 \cdot 10^6$ and $k = 1.12 \cdot 10^7$. It follows that $k_0 R = 387.850$ and $k R = 562.383$. Moreover,

$$Y_{194.5}(387.850) \approx -0.021806760787795, \quad \text{and} \quad J_{194.5}(387.850) \approx 0.037705042371296$$

Therefore the evaluation of the ratios $Y_{\ell-\frac{1}{2}}(k_0 R)/Y_{\ell+\frac{1}{2}}(k_0 R)$ and $J_{\ell-\frac{1}{2}}(k R)/J_{\ell+\frac{1}{2}}(k R)$ involve quantities with very comparable values which is a condition for high accuracy results.

We can speed up the computations for solving equation (3.69) by using the following recurrence relation for Bessel functions of first kind [1, 6]

$$J_{\nu-1}(x) + J_{\nu+1}(x) = \frac{2\nu}{x} J_{\nu}(x). \quad (3.73)$$

We have the same recurrence relation for Bessel functions of second kind. If we define the sequence of functions $(u_{\nu})_{\nu}$ such that $u_{\nu} = J_{\nu+1}/J_{\nu}$, then for all $x \in \mathbb{R}$ where x do not coincide with a zero of the Bessel functions of first kind, the values of $u_{\nu}(x)$ can be computed from the value of $u_0(x)$ through the recurrence relation

$$u_{\nu}(x) = \frac{2\nu}{x} - \frac{1}{u_{\nu-1}(x)}. \quad (3.74)$$

Therefore we can compute the ratios $Y_{\ell+\frac{1}{2}}(k_0 R)/Y_{\ell-\frac{1}{2}}(k_0 R)$ and $J_{\ell+\frac{1}{2}}(k R)/J_{\ell-\frac{1}{2}}(k R)$ from the values $Y_{\frac{3}{2}}(k_0 R)/Y_{\frac{1}{2}}(k_0 R)$ and $J_{\frac{3}{2}}(k R)/J_{\frac{1}{2}}(k R)$ through the recurrence relation (3.74).

3.6. Numerical results

3.6.1. A first numerical comparison with existing results In F. Treussart Phd thesis [16] is given a micro-sphere of radius $10 \mu\text{m}$ and optical index 1.45 is considered on p. 34 and the TE wave functions for the index $\ell = 100$ are drawn. We give in Table 1 the values of the resonance frequencies for such a micro-sphere. The higher frequency ($n = 1$) is found to be 844.4558 nm. The corresponding value of the size parameter $x = 2\pi R/\lambda$ is 74.405141 nm. The value proposed in [16] is 74.4064. The 5th higher frequency ($n = 5$) is found to be 697.3817 nm. The corresponding value of the size parameter $x = 2\pi R/\lambda$ is 90.096790 nm. The value proposed in [16] is 90.0955. The values in F. Treussart Phd thesis [16] are therefore in a good agreement with the one obtained by solving (3.63) by the method outlined in section 3.5.

We have depicted in Figure 4 the variation of the electric field as a function of the normalized radial distance r/R . These figures are in a good agreement with the figures given in F. Treussart Phd thesis [16] p. 34.

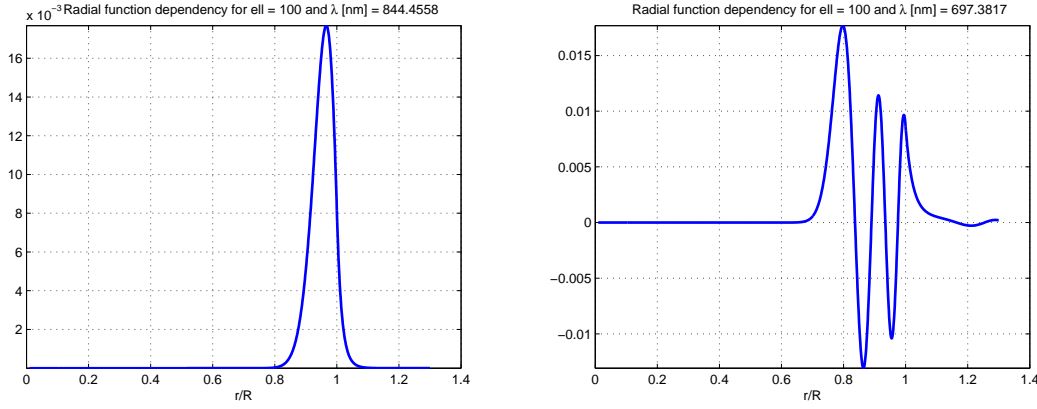


Figure 4. Radial function dependency of the TE modes for the wavelength 844.4558 nm ($n = 1$) on the left and 697.3817 nm ($n = 5$) on the right.

3.7. An additional numerical experiment

We consider a micro-sphere of radius $R = 25 \mu\text{m}$ and optical index $N = 1.453$.

We proceed in two steps. First, assume that we are interested with resonance conditions for a wavelength λ of the optical wave around 810 nm. We solve the modal equation (3.69) for $\lambda = 810$ nm in order to determine the values of ℓ for which the resonance occurs. Equation (3.69) is numerically solved with MATLAB using the `fsolve` command. The bounds for the modes number ℓ given by (3.71) indicate that the area of interest in units of nm is the interval $[194.37, 282.65]$.

In Fig. 5 is depicted the modal function (3.70) for TE modes (where $P = N$) on the interval $[0, 300]$. It reads

$$F_\lambda : \ell \in]0, +\infty[\mapsto \frac{Y_{\ell-\frac{1}{2}}(k_0 R)}{Y_{\ell+\frac{1}{2}}(k_0 R)} - N \frac{J_{\ell-\frac{1}{2}}(kR)}{J_{\ell+\frac{1}{2}}(kR)}. \quad (3.75)$$

We have also provided a zoom on the area of interest $[194.37, 282.65]$.

Altogether we have computed 34 possible values for the mode number ℓ solution to the modal equation (3.69) for $\lambda = 810$ nm. They are given in table 2. There are only 15 of them that satisfy the bound conditions for ℓ given by $194.3741 < \ell < 282.6521$, see (3.71). None of them corresponds to an integer value. However, we obtained that for the wavelength $\lambda = 810$ nm, the maximal value for ℓ can be round up to 271.

n	λ	n	λ
1	844.4558	2	794.0584
3	755.9579	4	724.4811
5	697.3817	6	673.5653
7	652.2256	8	632.441

Table 1. Resonance frequencies in units nm for $\ell = 100$.

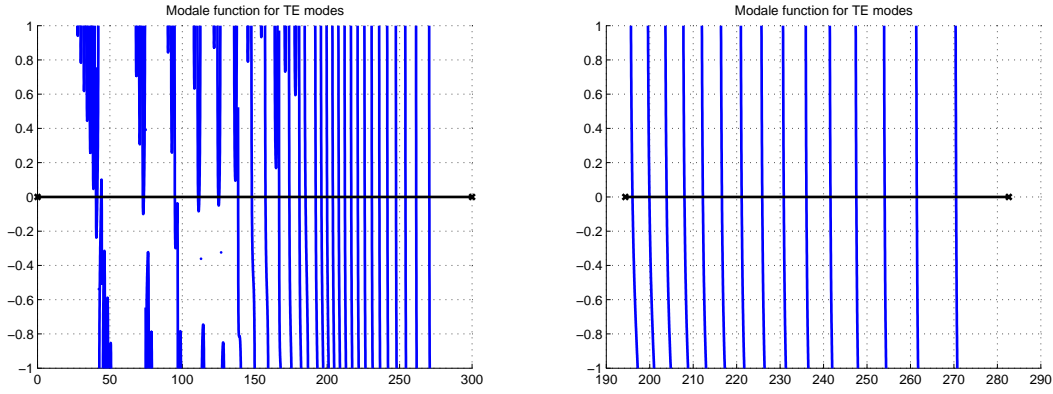


Figure 5. Modal function F_λ as defined in (3.75) for the TE modes on the interval $[0, 300]$ on the left and on interval $[194.37, 282.65]$ on the right.

n	ℓ	n	ℓ	n	ℓ	n	ℓ
1	270.5228	2	261.4707	3	254.0764	4	247.5544
5	241.6034	6	236.0682	7	230.8552	8	225.9032
9	221.1691	10	216.6217	11	212.2377	12	208.0007
13	203.9018	14	199.9331	15	196.04	16	192.0764
17	185.0595	18	180.8581	19	173.8883	20	166.8353
21	157.4217	22	148.0025	23	138.5273	24	125.4683
25	124.8045	26	111.7137	27	110.8961	28	94.844
29	73.4437	30	72.727	31	44.3423	32	43.9475
33	41.2785	34	40.4173				

Table 2. The 34 possible values for the mode numbers ℓ .

We can now start the second computational step. We fix the mode number to be $\ell = 271$ and we look for the wavelength around 810 nm for which the resonance condition is realized. We solve the modal equation (3.69) for $\ell = 271$ in order to determine the values of λ for which the resonance occurs. Equation (3.69) is numerically solved with MATLAB using the `fsolve` command. The bounds for the mode numbers ℓ given by (3.72) indicate that the area of interest for λ in units of nm is the interval $[580.5908, 844.9405]$.

In Fig. 6 is depicted the modal function F_ℓ as given by (3.70) for $\ell = 271$ in the interval $[580.5908, 844.9405]$. Altogether we have computed 21 possible values for the wavelength λ solution to the modal equation (3.69) for $\ell = 271$. They are given in table 3. We found that, around 810 nm, for a mode number $\ell = 271$, the resonance occurs for a wavelength of 808.6189 nm.

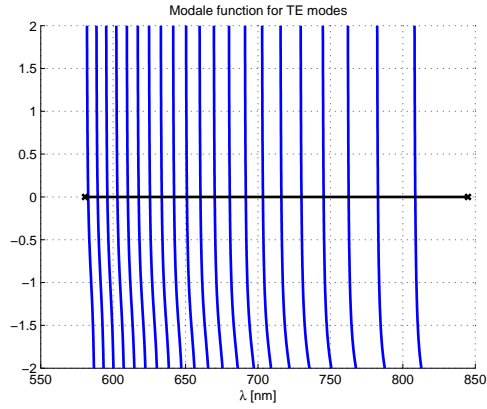


Figure 6. Modal function F_ℓ as defined in (3.70) for the TE modes on the interval $[580.5908, 844.9405]$.

n	λ	n	λ	n	λ	n	λ
1	808.6189	2	782.8448	3	762.5956	4	745.3336
5	730.0277	6	716.1493	7	703.4341	8	691.5913
9	680.5414	10	670.1525	11	660.2922	12	650.9607
13	642.0786	14	633.5929	15	625.451	16	617.6526
17	610.1715	18	602.9812	19	596.0553	20	589.3408
21	582.8113						

Table 3. The 21 possible values for the wavelength λ (in units of nm) for which the resonance occurs for the mode number $\ell = 271$.

We have depicted in Fig. 7 the radial function dependency of the TE modes for several resonance wavelengths as given by Table 3. On the top line is depicted the radial function dependency of the TE modes for $\lambda = 808.6189$ nm. We have also depicted the radial function dependency of the TE modes for the 2nd, 3rd and 10th resonance wavelength to compare the behavior of the field inside the sphere when the wavelength decreases.

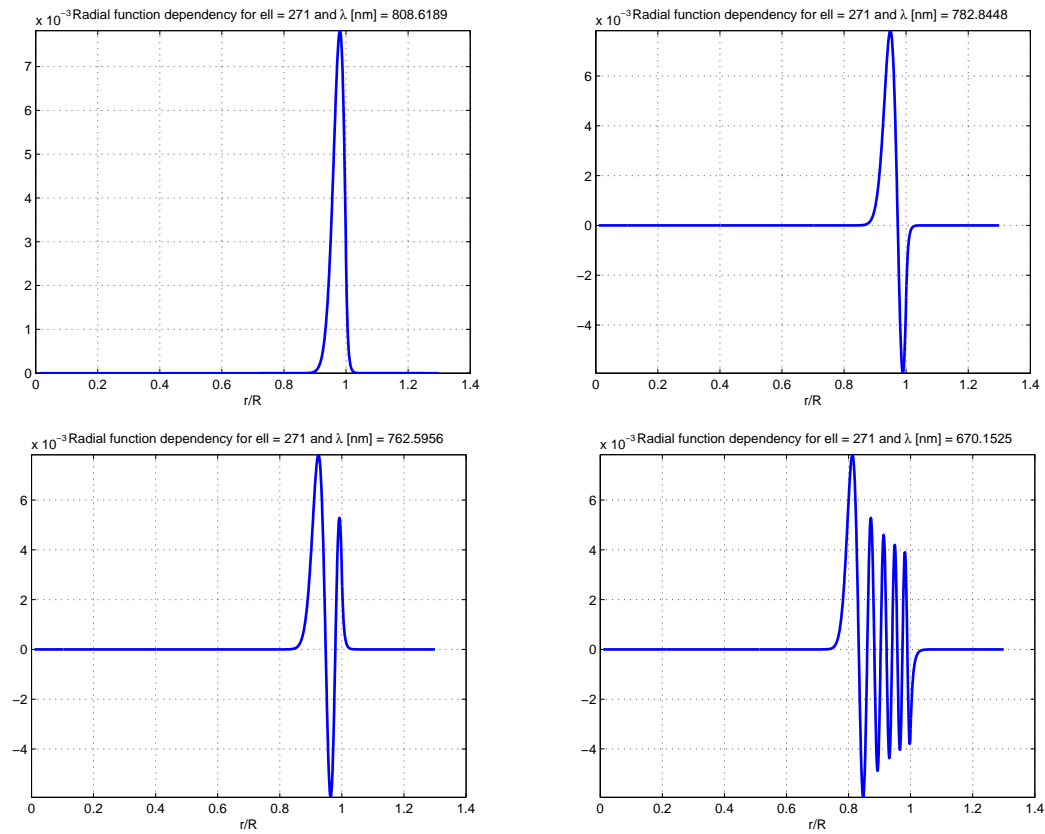


Figure 7. Radial function dependency of the TE modes for the 1th, 2nd, 3rd, 10th resonance wavelength (from up left to right down).

We have depicted in Fig. 8 the euclidean norm of the electric field inside the sphere in the plane of azimuthal angle $\varphi = 0$ for TE modes with degree and order $(\ell, m) = (271, 271), (\ell, m) = (271, 270)$ and $(\ell, m) = (271, 10)$. We can see that the intensity of the mode decreases very quickly with m .

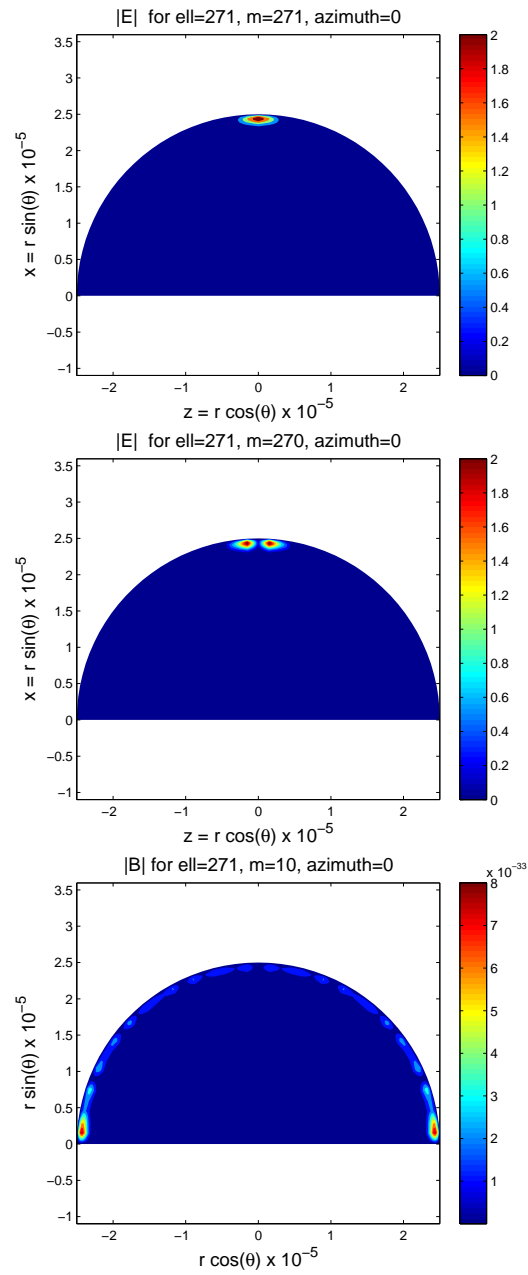


Figure 8. Norm of the electric field inside the sphere in the plane of azimuthal angle $\varphi = 0$ for TE modes with degree and order $(\ell, m) = (271, 271), (\ell, m) = (271, 270)$ and $(\ell, m) = (271, 10)$.

4. Computation of the volume of a whispering gallery mode

The volume of a whispering gallery mode in a micro-sphere is defined, see [15, 16], as the integral over the whole space of the energy density normalized by its maximum value inside the micro-sphere, i.e.

$$\mathcal{V} = \frac{1}{w_{\max}} \int_{\mathbb{R}^3} w(x_1, x_2, x_3) dx_1 dx_2 dx_3 \quad (4.1)$$

where w denotes the energy density given as a function of the position vector $\mathbf{x} = (x_1, x_2, x_3)$ by

$$w(\mathbf{x}) = \frac{1}{2} \left(\frac{\varepsilon(\mathbf{x})}{2} \mathbf{E}(\mathbf{x}) \mathbf{E}^*(\mathbf{x}) + \frac{1}{2\mu_0} \mathbf{B}(\mathbf{x}) \mathbf{B}^*(\mathbf{x}) \right) \quad (4.2)$$

and w_{\max} denotes the maximum value of the energy density inside the micro-sphere. In relation (4.2), the quantity \mathbf{E}^* (resp. \mathbf{B}^*) stands for the adjoint (conjugate transpose) of \mathbf{E} (resp. \mathbf{B}) so that $\mathbf{E}(\mathbf{x}) \mathbf{E}^*(\mathbf{x}) = \mathbf{E}(\mathbf{x}) \cdot \overline{\mathbf{E}}(\mathbf{x}) = \|\mathbf{E}(\mathbf{x})\|_2^2 = |E_1(\mathbf{x})|^2 + |E_2(\mathbf{x})|^2 + |E_3(\mathbf{x})|^2$.

When we assume that the energy losses by diffraction and diffusion can be neglected, the energy conservation law implies that the contribution of the electric field and the magnetic field to the energy density in (4.1) are equal, see [7] and Appendix B. As a consequence,

$$\mathcal{V} = \frac{1}{w_{\max}} \int_{\mathbb{R}^3} \frac{\varepsilon(\mathbf{x})}{2} \mathbf{E}(\mathbf{x}) \mathbf{E}^*(\mathbf{x}) dx = \frac{1}{\varepsilon_0 N^2} \int_{\mathbb{R}^3} \varepsilon(\mathbf{x}) \frac{\|\mathbf{E}(\mathbf{x})\|_2^2}{E_{\max}^2} dx \quad (4.3)$$

or

$$\mathcal{V} = \frac{1}{w_{\max}} \int_{\mathbb{R}^3} \frac{1}{2\mu_0} \mathbf{B}(\mathbf{x}) \mathbf{B}^*(\mathbf{x}) dx = \int_{\mathbb{R}^3} \frac{\|\mathbf{B}(\mathbf{x})\|_2^2}{B_{\max}^2} dx \quad (4.4)$$

where E_{\max} and B_{\max} denote respectively the maximum value of the Euclidean norm of the electric field and magnetic induction, i.e.

$$E_{\max} = \max_{\mathbf{x} \in \mathbb{R}^3} \sqrt{|E_1(\mathbf{x})|^2 + |E_2(\mathbf{x})|^2 + |E_3(\mathbf{x})|^2}.$$

4.1. Volume of a TE mode

For TE modes we found that the electromagnetic field is given in spherical coordinates by

$$\underline{\mathbf{E}}(r, \theta, \varphi) = \begin{cases} A_i^{\text{TE}} \frac{\psi_\ell(kr)}{kr} \mathbf{X}_{\ell m}(\theta, \varphi) & \text{if } r < R \\ -A_o^{\text{TE}} \frac{\chi_\ell(k_0 r)}{k_0 r} \mathbf{X}_{\ell m}(\theta, \varphi) & \text{if } r > R \end{cases} \quad (4.5)$$

and

$$\underline{\mathbf{B}}(r, \theta, \varphi) = \begin{cases} A_i^{\text{TE}} \frac{ik}{\omega} \left(\ell(\ell+1) \frac{\psi_\ell(kr)}{k^2 r^2} \mathbf{Z}_{\ell m}(\theta, \varphi) + \frac{\psi'_\ell(kr)}{kr} \mathbf{Y}_{\ell m}(\theta, \varphi) \right) & \text{if } r < R \\ -A_o^{\text{TE}} \frac{ik}{\omega} \left(\ell(\ell+1) \frac{\chi_\ell(k_0 r)}{k_0^2 r^2} \mathbf{Z}_{\ell m}(\theta, \varphi) + \frac{\chi'_\ell(k_0 r)}{k_0 r} \mathbf{Y}_{\ell m}(\theta, \varphi) \right) & \text{if } r > R \end{cases} \quad (4.6)$$

where $\mathbf{X}_{\ell m}$, $\mathbf{Y}_{\ell m}$ and $\mathbf{Z}_{\ell m}$ denote the vector spherical harmonics as defined by (3.25)–(3.27) and ψ_ℓ and χ_ℓ denote respectively the Ricatti-Bessel functions of first and second types.

4.1.1. Computation of the volume integral Since the electric field decays very quickly outside the micro-sphere, the integral (B.6) in spherical coordinates can be approximated by

$$\mathcal{V} = \frac{1}{\varepsilon_0 N^2} \int_0^L \int_0^\pi \int_0^{2\pi} \varepsilon(r) \frac{\|\mathbf{E}(r, \varphi, \theta)\|_2^2}{E_{\max}^2} r^2 \sin(\theta) d\varphi d\theta dr \quad (4.7)$$

where L is a positive number, large enough so that the electromagnetic field can be neglected at a radial distance greater than L . Using Chasles's theorem, we split the integration domain in two parts such that the first integral is over the domain inside the micro-sphere and the second integral is over the exterior domain. Accordingly we set $\mathcal{V} = \mathcal{V}_i + \mathcal{V}_o$. The first integral over the interior domain reads

$$\begin{aligned} \mathcal{V}_i &= \frac{1}{k^2} \frac{|A_i^{\text{TE}}|^2}{E_{\max}^2} \int_0^R \int_0^\pi \int_0^{2\pi} \psi_\ell^2(kr) \|\mathbf{X}_{\ell m}(\varphi, \theta)\|_2^2 \sin(\theta) \, d\varphi d\theta dr \\ &= \frac{1}{k^2} \frac{|A_i^{\text{TE}}|^2}{E_{\max}^2} \left(\int_0^R \psi_\ell^2(kr) \, dr \right) \left(\int_0^\pi \int_0^{2\pi} \|\mathbf{X}_{\ell m}(\varphi, \theta)\|_2^2 \sin(\theta) \, d\varphi d\theta \right). \end{aligned} \quad (4.8)$$

The second integral term in (4.8) is known to be

$$\int_0^\pi \int_0^{2\pi} \mathbf{X}_{\ell m}(\varphi, \theta) \cdot \mathbf{X}_{\ell m}^*(\varphi, \theta) \sin(\theta) \, d\varphi d\theta = \ell(\ell + 1).$$

Therefore, we have

$$\begin{aligned} \mathcal{V}_i &= \frac{\ell(\ell + 1)}{k^2} \frac{|A_i^{\text{TE}}|^2}{E_{\max}^2} \int_0^R \psi_\ell^2(kr) \, dr \\ &= \frac{\ell(\ell + 1)}{k} \frac{|A_i^{\text{TE}}|^2}{E_{\max}^2} \frac{\pi}{2} \int_0^R r J_{\ell+\frac{1}{2}}^2(kr) \, dr. \end{aligned} \quad (4.9)$$

The integral in (4.9) can be evaluated exactly thanks to the following formula, see [6] formula 5.54 p. 629,

$$\int x J_p(\alpha x)^2 \, dx = \frac{x^2}{2} (J_p(\alpha x)^2 - J_{p-1}(\alpha x)J_{p+1}(\alpha x)).$$

We conclude that

$$\mathcal{V}_i = \frac{\ell(\ell + 1)\pi R^2}{4k} \frac{|A_i^{\text{TE}}|^2}{E_{\max}^2} \left(J_{\ell+\frac{1}{2}}^2(kR)^2 - J_{\ell-\frac{1}{2}}(kR)J_{\ell+\frac{3}{2}}(kR) \right). \quad (4.10)$$

The integral over the exterior domain reads

$$\begin{aligned} \mathcal{V}_o &= \frac{1}{N^2} \frac{|A_o^{\text{TE}}|^2}{E_{\max}^2} \int_R^L \int_0^\pi \int_0^{2\pi} \frac{\chi_\ell^2(k_0 r)}{k_0^2} \|\mathbf{X}_{\ell m}(\varphi, \theta)\|_2^2 \sin(\theta) \, d\varphi d\theta dr \\ &= \frac{1}{N^2 k_0^2} \frac{|A_o^{\text{TE}}|^2}{E_{\max}^2} \left(\int_R^L \chi_\ell^2(k_0 r) \, dr \right) \left(\int_0^\pi \int_0^{2\pi} \|\mathbf{X}_{\ell m}(\varphi, \theta)\|_2^2 \sin(\theta) \, d\varphi d\theta \right) \\ &= \frac{\ell(\ell + 1)}{N^2 k_0^2} \frac{|A_o^{\text{TE}}|^2}{E_{\max}^2} \int_R^L \chi_\ell^2(k_0 r) \, dr \\ &= \frac{\ell(\ell + 1)}{N^2 k_0} \frac{|A_o^{\text{TE}}|^2}{E_{\max}^2} \frac{\pi}{2} \int_R^L r Y_{\ell+\frac{1}{2}}^2(k_0 r) \, dr \end{aligned} \quad (4.11)$$

The integral in (4.11) can be evaluated exactly thanks to the following formula, see [6] formula 5.54 p. 629,

$$\int x Y_p(\alpha x)^2 \, dx = \frac{x^2}{2} (Y_p(\alpha x)^2 - Y_{p-1}(\alpha x)Y_{p+1}(\alpha x)).$$

We conclude that

$$\begin{aligned} \mathcal{V}_o &= \frac{\ell(\ell + 1)\pi}{4N^2 k_0} \frac{|A_o^{\text{TE}}|^2}{E_{\max}^2} \left(L^2 Y_{\ell+\frac{1}{2}}(k_0 L)^2 - L^2 Y_{\ell-\frac{1}{2}}(k_0 L)Y_{\ell+\frac{3}{2}}(k_0 L) \right. \\ &\quad \left. - R^2 Y_{\ell+\frac{1}{2}}(k_0 R)^2 + R^2 Y_{\ell-\frac{1}{2}}(k_0 R)Y_{\ell+\frac{3}{2}}(k_0 R) \right). \end{aligned} \quad (4.12)$$

For TE mode, according to relation (3.53) we have

$$A_o^{\text{TE}} = -A_i^{\text{TE}} \frac{k_0}{k} \frac{\psi_\ell(kR)}{\chi_\ell(k_0R)} = A_i^{\text{TE}} \sqrt{\frac{k_0}{k}} \frac{J_{\ell+\frac{1}{2}}(kR)}{Y_{\ell+\frac{1}{2}}(k_0R)}.$$

Since $k = Nk_0$, we finally conclude that

$$\mathcal{V}_o = \frac{\ell(\ell+1)\pi}{4N^3k_0} \frac{|A_i^{\text{TE}}|^2}{E_{\text{max}}^2} \frac{J_{\ell+\frac{1}{2}}(kR)^2}{Y_{\ell+\frac{1}{2}}(k_0R)^2} \left(L^2 Y_{\ell+\frac{1}{2}}(k_0L)^2 - L^2 Y_{\ell-\frac{1}{2}}(k_0L) Y_{\ell+\frac{3}{2}}(k_0L) \right. \\ \left. - R^2 Y_{\ell+\frac{1}{2}}(k_0R)^2 + R^2 Y_{\ell-\frac{1}{2}}(k_0R) Y_{\ell+\frac{3}{2}}(k_0R) \right) \quad (4.13)$$

$$= \frac{\ell(\ell+1)\pi}{4N^3k_0} \frac{|A_i^{\text{TE}}|^2}{E_{\text{max}}^2} J_{\ell+\frac{1}{2}}(kR)^2 \left(L^2 \frac{Y_{\ell+\frac{1}{2}}(k_0L)^2}{Y_{\ell+\frac{1}{2}}(k_0R)^2} - L^2 \frac{Y_{\ell-\frac{1}{2}}(k_0L) Y_{\ell+\frac{3}{2}}(k_0L)}{Y_{\ell+\frac{1}{2}}(k_0R)^2} \right. \\ \left. - R^2 + R^2 \frac{Y_{\ell-\frac{1}{2}}(k_0R) Y_{\ell+\frac{3}{2}}(k_0R)}{Y_{\ell+\frac{1}{2}}(k_0R)^2} \right) \quad (4.14)$$

4.1.2. Computation of the maximum value of the electric field inside the micro-sphere Inside the micro-sphere at a point with spherical coordinates (r, θ, φ) , the electric field for a TE mode reads

$$\underline{\mathbf{E}}(r, \theta, \varphi) = A_i^{\text{TE}} \frac{\psi_\ell(kr)}{kr} \mathbf{X}_{\ell m}(\theta, \varphi).$$

The maximum value of the euclidean norm of the electric field over the micro-sphere is given by

$$E_{\text{max}} = A_i^{\text{TE}} \sup_{(r, \theta, \varphi) \in [0, R] \times [0, \pi] \times [0, 2\pi]} \left| \frac{\psi_\ell(kr)}{kr} \right| \|\mathbf{X}_{\ell m}(\theta, \varphi)\|_2 \\ = A_i^{\text{TE}} \sup_{r \in [0, R]} \left| \frac{\psi_\ell(kr)}{kr} \right| \times \sup_{(\theta, \varphi) \in [0, \pi] \times [0, 2\pi]} \|\mathbf{X}_{\ell m}(\theta, \varphi)\|_2 \quad (4.15)$$

We first compute the maximum over $[0, R]$ of $|j_\ell(kr)| = |\psi_\ell(kr)/kr|$. It follows from the known behavior of the spherical Bessel function of the first kind, see e.g. [1, 6], that the global maximum of $|j_\ell|$ coincides with the first local maximum of j_ℓ . Thus, we are looking for the first zero of the derivative of the spherical Bessel function of the first kind and order ℓ denoted j'_ℓ . For all $x \in \mathbb{R}$, we have [1, 6]

$$j'_\ell(x) = \frac{\ell j_{\ell-1}(x) - (\ell+1) j_{\ell+1}(x)}{2\ell+1}$$

and

$$j'_\ell(x) = 0 \iff \ell j_{\ell-1}(x) - (\ell+1) j_{\ell+1}(x) = 0 \\ \iff (\ell+1) J_{\ell+\frac{3}{2}}(x) - \ell J_{\ell-\frac{1}{2}}(x) = 0. \quad (4.16)$$

Thus the problem turns out to solving the nonlinear equation (4.16). More precisely, we have to compute the first positive root of equation (4.16). Numerical methods for solving a nonlinear equation require either the knowledge of an interval where the root is isolated, or a first guess for this solution. An approximation based on an asymptotic expansion for the first zero (denoted $a'_{\ell,1}$) of j'_ℓ for large ℓ is given in [1] (see formula 10.1.59 on p. 441):

$$a'_{\ell,1} = \left(\ell + \frac{1}{2}\right) + 0.8086165 \left(\ell + \frac{1}{2}\right)^{1/3} - 0.236680 \left(\ell + \frac{1}{2}\right)^{-1/3} \\ - 0.20736 \left(\ell + \frac{1}{2}\right)^{-1} + 0.0233 \left(\ell + \frac{1}{2}\right)^{-5/3}. \quad (4.17)$$

Actually, $a'_{\ell,1}$ can be considered as a good initial guess for the first zero of j'_ℓ even for small ℓ . For instance for $\ell = 5$ we have $a'_{\ell,1} = 6.7606$ whereas an accurate value for the first zero of j'_ℓ computed with the symbolic computation software MAPLE is found to be 6.7564. Thus, from a computational point of view we use the MATLAB command `fsolve` to solve (4.16) with an initial guess for the solution given by (4.17).

We then have to compute the maximum value of the euclidean norm of the vectorial spherical harmonic $\mathbf{X}_{\ell m}$ inside the micro-sphere. We have $\mathbf{X}_{\ell m} = \nabla Y_\ell^m \wedge \mathbf{r}$ and

$$Y_\ell^m(\theta, \varphi) = C_{\ell,m} P_\ell^m(\cos(\theta)) e^{im\varphi} \quad \text{where } C_{\ell,m} = \sqrt{\frac{(2\ell+1)(\ell-m)!}{4\pi(\ell+m)!}}.$$

It follows that

$$\begin{aligned} \nabla Y_\ell^m(\theta, \varphi) \wedge \mathbf{r} &= \frac{1}{\sin(\theta)} \frac{\partial Y_\ell^m}{\partial \varphi}(\theta, \varphi) \mathbf{e}_\theta - \frac{\partial Y_\ell^m}{\partial \theta}(\theta, \varphi) \mathbf{e}_\varphi \\ &= C_{\ell,m} e^{im\varphi} \left(\frac{im}{\sin(\theta)} P_\ell^m(\cos(\theta)) \mathbf{e}_\theta + \sin(\theta) (P_\ell^m)'(\cos(\theta)) \mathbf{e}_\varphi \right) \end{aligned}$$

and

$$\|\mathbf{X}_{\ell m}(\theta, \varphi)\|_2^2 = C_{\ell,m}^2 \left(\frac{m^2}{\sin^2(\theta)} P_\ell^m(\cos(\theta))^2 + \sin^2(\theta) (P_\ell^m)'(\cos(\theta))^2 \right).$$

We are looking for the maximum of $\|\mathbf{X}_{\ell m}(\theta, \varphi)\|_2^2$, which is actually independent of φ , for all $\theta \in [0, \pi]$. The derivative of the associated Legendre function P_ℓ^m is given by, see [6] (formula 8.733 p. 965),

$$\forall x \in]-1, 1[\quad (P_\ell^m)'(x) = \frac{1}{1-x^2} \left(P_\ell^m(x) - (\ell-m+1) P_{\ell+1}^m(x) \right).$$

Therefore we have

$$\begin{aligned} \|\mathbf{X}_{\ell m}(\theta, \varphi)\|_2^2 &= \frac{C_{\ell,m}^2}{\sin^2(\theta)} \left((m^2+1) P_\ell^m(\cos(\theta))^2 + (\ell-m+1)^2 P_{\ell+1}^m(\cos(\theta))^2 \right. \\ &\quad \left. - 2(\ell-m+1) P_\ell^m(\cos(\theta)) P_{\ell+1}^m(\cos(\theta)) \right). \end{aligned}$$

Unfortunately, the previous expression is not well suited for numerical computation purposes. Indeed for ℓ larger than 150 the values of the associated Legendre function P_ℓ^m is not anymore representable in the floating point arithmetic in MATLAB. As a consequence, we introduce the Schmidt semi-normalized associated Legendre functions S_ℓ^m instead of the associated Legendre function P_ℓ^m . They are related to each others by the relation

$$\forall x \in]-1, 1[\quad S_\ell^m(x) = \begin{cases} P_\ell(x) & \text{if } m = 0 \\ (-1)^m \sqrt{\frac{2(\ell-m)!}{(\ell+m)!}} P_\ell^m(x) & \text{if } m > 0 \end{cases}. \quad (4.18)$$

We set

$$D_{\ell,m} = \begin{cases} 1 & \text{if } m = 0 \\ (-1)^m \sqrt{\frac{(\ell+m)!}{2(\ell-m)!}} & \text{if } m > 0 \end{cases}$$

so that for all $x \in]-1, 1[$ we have $P_\ell^m(x) = D_{\ell,m} S_\ell^m(x)$. Moreover one can readily check that

$$D_{\ell+1,m} = D_{\ell,m} \sqrt{\frac{\ell+1+m}{\ell+1-m}}.$$

In terms of the Schmidt semi-normalized associated Legendre functions, we have

$$\begin{aligned} \|\mathbf{X}_{\ell m}(\theta, \varphi)\|_2^2 = \frac{C_{\ell, m}^2 D_{\ell, m}^2}{\sin^2(\theta)} & \left((m^2 + 1) S_\ell^m(\cos(\theta))^2 + ((\ell + 1)^2 - m^2) S_{\ell+1}^m(\cos(\theta))^2 \right. \\ & \left. - 2\sqrt{(\ell + 1)^2 - m^2} S_\ell^m(\cos(\theta)) S_{\ell+1}^m(\cos(\theta)) \right) \end{aligned} \quad (4.19)$$

where

$$C_{\ell, m}^2 D_{\ell, m}^2 = \begin{cases} \frac{2\ell + 1}{4\pi} & \text{if } m = 0 \\ \frac{2\ell + 1}{8\pi} & \text{if } m > 0 \end{cases}.$$

Since there is no obvious way for determining the maximum of $\|\mathbf{X}_{\ell m}(\theta, 0)\|_2^2$ as given by (4.19), we proceed by using a brute force method that consists in comparing the values of $\|\mathbf{X}_{\ell m}(\theta, 0)\|_2^2$ over a sufficiently accurate subdivision of the interval $[0, \pi]$.

4.2. Volume of a TM mode

For TM modes the electromagnetic field reads

$$\underline{\mathbf{E}}(r, \theta, \varphi) = \begin{cases} A_i^{\text{TM}} \left(\ell(\ell + 1) \frac{\psi_\ell(kr)}{k^2 r^2} \mathbf{Z}_{\ell m}(\theta, \varphi) + \frac{\psi'_\ell(kr)}{kr} \mathbf{Y}_{\ell m}(\theta, \varphi) \right) & \text{if } r < R \\ -A_o^{\text{TM}} \left(\ell(\ell + 1) \frac{\chi_\ell(k_0 r)}{k_0^2 r^2} \mathbf{Z}_{\ell m}(\theta, \varphi) + \frac{\chi'_\ell(k_0 r)}{k_0 r} \mathbf{Y}_{\ell m}(\theta, \varphi) \right) & \text{if } r > R \end{cases} \quad (4.20)$$

and

$$\underline{\mathbf{B}}(r, \theta, \varphi) = \begin{cases} A_i^{\text{TM}} \frac{ik}{\omega} \frac{\psi_\ell(kr)}{kr} \mathbf{X}_{\ell m}(\theta, \varphi) & \text{if } r < R \\ -A_o^{\text{TM}} \frac{ik_0}{\omega} \frac{\chi_\ell(k_0 r)}{k_0 r} \mathbf{X}_{\ell m}(\theta, \varphi) & \text{if } r > R \end{cases} \quad (4.21)$$

where $\mathbf{X}_{\ell m}$, $\mathbf{Y}_{\ell m}$ and $\mathbf{Z}_{\ell m}$ denote the vector spherical harmonics as defined by (3.25)–(3.27) and ψ_ℓ and χ_ℓ denote respectively the Ricatti-Bessel functions of first and second types.

4.2.1. Computation of the volume integral The integral (B.7) in spherical coordinates reads

$$\mathcal{V} = \int_0^L \int_0^\pi \int_0^{2\pi} \frac{\|\mathbf{B}(\mathbf{x})\|_2^2}{B_{\max}^2} r^2 \sin(\theta) \, d\varphi d\theta dr \quad (4.22)$$

where L is a positive number, large enough so that the electromagnetic field can be neglected at a radial distance greater than L . Using Chasles's theorem, we split the integration domain in two parts $\mathcal{V} = \mathcal{V}_i + \mathcal{V}_o$ such that the first integral holds over the domain inside the micro-sphere and the second integral holds over the exterior domain. The first integral reads

$$\begin{aligned} \mathcal{V}_i &= \frac{1}{\omega^2} \frac{|A_i^{\text{TM}}|^2}{B_{\max}^2} \int_0^R \int_0^\pi \int_0^{2\pi} \psi_\ell^2(kr) \|\mathbf{X}_{\ell m}(\varphi, \theta)\|_2^2 \sin(\theta) \, d\varphi d\theta dr \\ &= \frac{1}{\omega^2} \frac{|A_i^{\text{TM}}|^2}{B_{\max}^2} \left(\int_0^R \psi_\ell^2(kr) \, dr \right) \left(\int_0^\pi \int_0^{2\pi} \|\mathbf{X}_{\ell m}(\varphi, \theta)\|_2^2 \sin(\theta) \, d\varphi d\theta \right). \end{aligned} \quad (4.23)$$

The second integral term in (4.23) is known to be [1, 6]

$$\int_0^\pi \int_0^{2\pi} \mathbf{X}_{\ell m}(\varphi, \theta) \mathbf{X}_{\ell m}^*(\varphi, \theta) \sin(\theta) \, d\varphi d\theta = \ell(\ell + 1).$$

Therefore we have

$$\begin{aligned} \mathcal{V}_i &= \frac{\ell(\ell+1)}{\omega^2} \frac{|A_i^{\text{TM}}|^2}{B_{\max}^2} \int_0^R \psi_\ell^2(kr) \, dr \\ &= \frac{k\ell(\ell+1)}{\omega^2} \frac{|A_i^{\text{TM}}|^2}{B_{\max}^2} \frac{\pi}{2} \int_0^R r J_{\ell+\frac{1}{2}}^2(kr) \, dr. \end{aligned} \quad (4.24)$$

The integral in (4.24) can be evaluated exactly thanks to the following formula, see [6] formula 5.54 p. 629,

$$\int x J_p(\alpha x)^2 \, dx = \frac{x^2}{2} (J_p(\alpha x)^2 - J_{p-1}(\alpha x)J_{p+1}(\alpha x)).$$

We get

$$\mathcal{V}_i = \frac{k\ell(\ell+1)\pi R^2}{4\omega^2} \frac{|A_i^{\text{TM}}|^2}{B_{\max}^2} \left(J_{\ell+\frac{1}{2}}(kR)^2 - J_{\ell-\frac{1}{2}}(kR)J_{\ell+\frac{3}{2}}(kR) \right). \quad (4.25)$$

The integral over the domain exterior to the sphere reads

$$\begin{aligned} \mathcal{V}_o &= \int_{\mathbb{R}^3} \frac{\|\mathbf{B}(\mathbf{x})\|_2^2}{B_{\max}^2} \, d\mathbf{x} \\ &= \frac{1}{\omega^2} \frac{|A_o^{\text{TM}}|^2}{B_{\max}^2} \int_R^L \int_0^\pi \int_0^{2\pi} \chi_\ell^2(k_0 r) \|\mathbf{X}_{\ell m}(\varphi, \theta)\|_2^2 \sin(\theta) \, d\varphi d\theta dr \\ &= \frac{1}{\omega^2} \frac{|A_o^{\text{TM}}|^2}{B_{\max}^2} \left(\int_R^L \chi_\ell^2(k_0 r) \, dr \right) \left(\int_0^\pi \int_0^{2\pi} \|\mathbf{X}_{\ell m}(\varphi, \theta)\|_2^2 \sin(\theta) \, d\varphi d\theta \right) \\ &= \frac{\ell(\ell+1)}{\omega^2} \frac{|A_o^{\text{TM}}|^2}{B_{\max}^2} \int_R^L \chi_\ell^2(k_0 r) \, dr \\ &= \frac{\ell(\ell+1)}{\omega^2} \frac{|A_o^{\text{TM}}|^2}{B_{\max}^2} \frac{k_0 \pi}{2} \int_R^L r Y_{\ell+\frac{1}{2}}^2(k_0 r) \, dr. \end{aligned} \quad (4.26)$$

The integral in (4.26) can be evaluated exactly thanks to the following formula, see [6] formula 5.54 p. 629,

$$\int x Y_p(\alpha x)^2 \, dx = \frac{x^2}{2} (Y_p(\alpha x)^2 - Y_{p-1}(\alpha x)Y_{p+1}(\alpha x)).$$

We conclude that

$$\begin{aligned} \mathcal{V}_o &= \frac{\ell(\ell+1)\pi k_0}{4\omega^2} \frac{|A_o^{\text{TM}}|^2}{B_{\max}^2} \left(L^2 Y_{\ell+\frac{1}{2}}(k_0 L)^2 - L^2 Y_{\ell-\frac{1}{2}}(k_0 L)Y_{\ell+\frac{3}{2}}(k_0 L) \right. \\ &\quad \left. - R^2 Y_{\ell+\frac{1}{2}}(k_0 R)^2 + R^2 Y_{\ell-\frac{1}{2}}(k_0 R)Y_{\ell+\frac{3}{2}}(k_0 R) \right). \end{aligned} \quad (4.27)$$

For TM mode, according to relation (3.53) we have

$$A_o^{\text{TM}} = -A_i^{\text{TM}} \frac{\psi_\ell(kR)}{\chi_\ell(k_0 R)} = A_i^{\text{TM}} \sqrt{\frac{k}{k_0}} \frac{J_{\ell+\frac{1}{2}}(kR)}{Y_{\ell+\frac{1}{2}}(k_0 R)}.$$

Therefore

$$\begin{aligned} \mathcal{V}_o &= \frac{Nk_0\ell(\ell+1)\pi}{4\omega^2} \frac{|A_i^{\text{TM}}|^2}{B_{\max}^2} \frac{J_{\ell+\frac{1}{2}}(kR)^2}{Y_{\ell+\frac{1}{2}}(k_0 R)^2} \left(L^2 Y_{\ell+\frac{1}{2}}(k_0 L)^2 - L^2 Y_{\ell-\frac{1}{2}}(k_0 L)Y_{\ell+\frac{3}{2}}(k_0 L) \right. \\ &\quad \left. - R^2 Y_{\ell+\frac{1}{2}}(k_0 R)^2 + R^2 Y_{\ell-\frac{1}{2}}(k_0 R)Y_{\ell+\frac{3}{2}}(k_0 R) \right) \end{aligned} \quad (4.28)$$

$$\begin{aligned} &= \frac{Nk_0\ell(\ell+1)\pi}{4\omega^2} \frac{|A_i^{\text{TM}}|^2}{B_{\max}^2} J_{\ell+\frac{1}{2}}(kR)^2 \left(L^2 \frac{Y_{\ell+\frac{1}{2}}(k_0 L)^2}{Y_{\ell+\frac{1}{2}}(k_0 R)^2} - L^2 \frac{Y_{\ell-\frac{1}{2}}(k_0 L)Y_{\ell+\frac{3}{2}}(k_0 L)}{Y_{\ell+\frac{1}{2}}(k_0 R)^2} \right. \\ &\quad \left. - R^2 + R^2 \frac{Y_{\ell-\frac{1}{2}}(k_0 R)Y_{\ell+\frac{3}{2}}(k_0 R)}{Y_{\ell+\frac{1}{2}}(k_0 R)^2} \right). \end{aligned} \quad (4.29)$$

4.2.2. Computation of the maximum value of the magnetic induction inside the micro-sphere Inside the micro-sphere at a point with spherical coordinates (r, θ, φ) , the magnetic induction for a TM mode reads

$$\underline{\mathbf{B}}(r, \theta, \varphi) = A_i^{\text{TM}} \frac{i}{\omega} \frac{\psi_\ell(kr)}{r} \mathbf{X}_{\ell m}(\theta, \varphi).$$

The maximum value of the euclidean norm of the magnetic induction over the micro-sphere is then given by

$$\begin{aligned} B_{\max} &= |A_i^{\text{TM}}| \frac{1}{\omega} \sup_{(r, \theta, \varphi) \in [0, R] \times [0, \pi] \times [0, 2\pi]} \left| \frac{\psi_\ell(kr)}{r} \right| \|\mathbf{X}_{\ell m}(\theta, \varphi)\|_2 \\ &= |A_i^{\text{TM}}| \frac{k}{\omega} \sup_{r \in [0, R]} \left| \frac{\psi_\ell(kr)}{kr} \right| \times \sup_{(\theta, \varphi) \in [0, \pi] \times [0, 2\pi]} \|\mathbf{X}_{\ell m}(\theta, \varphi)\|_2 \end{aligned} \quad (4.30)$$

The 2 supremum can be computed according to the method presented in section 4.1.2 since they are actually identical to the one involved in the computation of the volume of TE modes.

4.3. Numerical results

We have written a MATLAB program to compute the volume of any whispering gallery (WG) TE or TM mode on the basis of the formulas obtained in the last section. The MATLAB script entitled `volmod` is documented in the next section. To illustrate the numerical computation of the volume of a WG mode, we have considered again a sphere of radius $R = 25 \mu\text{m}$ and optical index $N = 1.453$. According to the results presented in section 3.6, we have considered the TE mode with indexes $(\ell, m) = (271, 271)$ for a wavelength $\lambda = 808.62 \text{ nm}$. The exterior integration domain was bounded at a distance $L = 1.2 R$. The mode volume was found to be $319.216 \mu\text{m}^3$. This value is very closed to the one obtained by F. Treussart in his Phd Thesis by means of asymptotic expansions formulas. Using formula (1.58) of Treussart Phd [16], we find an approximated mode volume of $315.4740 \mu\text{m}^3$. The detail of the calculations leading to F. Treussart approximate formula is given in Appendix.

The main advantage of the present work is that no assumption on the values of the mode indexes ℓ and m is done. For instance, we have obtained that the WG TE-mode volume for $(\ell, m) = (271, 270)$ is $433.353 \mu\text{m}^3$ and for $(\ell, m) = (271, 250)$ it is $602.255 \mu\text{m}^3$. In Fig. 9, we have depicted the variation of the volume (in units of μm^3) of the WG mode $\ell = 271$ as a function of index $m \in [0, \ell]$. We have to mention that the computation of the volume of a WG mode is very fast. For instance, computations leading to Fig. 9 which necessitated the computation of the volume of 272 modes took 75 s on a AMD-A8 Personal desktop Computer with 8 Go RAM. This means that the computation of the volume for one mode took less than 0.3 s.

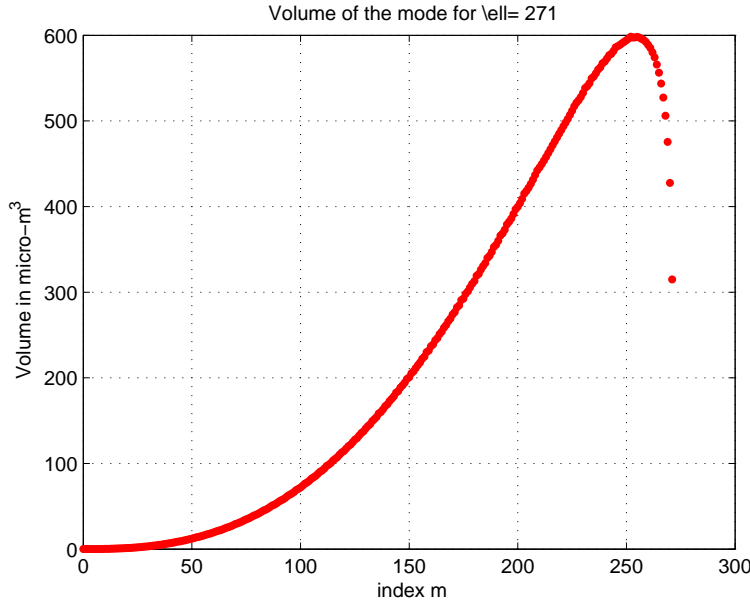


Figure 9. Volume in $\mu\text{-m}^3$ of the WG modes with index $\ell = 271$ as a function of index $m \in [0, \ell]$.

5. WGMMode : a Matlab Toolbox dedicated to the study of whispering gallery modes in optical micro-spheres

The WGMMode MATLAB Toolbox is constituted of various MATLAB scripts to study whispering gallery modes in optical micro-spheres. It is governed by the CeCILL-C license under French law and abiding by the rules of distribution of free software. It can be used, modified and/or redistributed under the terms of the CeCILL-C license as circulated by CEA, CNRS and INRIA at the following URL <http://www.cecill.info>. The scripts of the WGMMode MATLAB Toolbox allow to explore resonance conditions for TE or TM modes, to visualize whispering gallery TE or TM modes in a micro-sphere and to compute the volume of any given mode. Namely, the WGMMode MATLAB Toolbox contains the following MATLAB scripts :

- ELLRES computes, for a given wavelength, the values of the mode index ℓ for which a resonance occurs
- WVLRES computes, for a given couple of mode index (ℓ, m) , the values of the wavelength for which a resonance occurs
- VOLMOD computes the volume of a whispering gallery TE or TM modes in a micro-sphere
- PLTMOD plot the whispering gallery modes

The toolbox also provides a collection of special functions:

- SLEGEND associated Legendre function with Schmidt semi-normalization
- SBESSELJ spherical Bessel function of the first kind
- SBESSELY spherical Bessel function of the second kind
- SBESSELH spherical Bessel function of the third kind (Hankel function)

- DSLEGEND derivative of the associated Legendre function with Schmidt semi-normalization
- DSBESSELJ derivative of the spherical Bessel function of the first kind
- DSBESSELY derivative of the spherical Bessel function of the second kind
- DSBESSELH derivative of the spherical Bessel function of the third kind (Hankel function)
- HANSENM Hansen solution \mathbf{M}_ℓ^m of the spherical vectorial wave equation
- HANSENN Hansen solution \mathbf{N}_ℓ^m of the spherical vectorial wave equation

Last, the WGMode MATLAB Toolbox contains low level internal functions:

- MODEQEL Modale equation for TE or TM modes for a fixed wavelength and a variable mode index
- MODEQVW Modale equation for TE or TM modes for a fixed mode index ℓ and a variable wavelength
- PLOTD plot a discontinuous function removing the draw line at function discontinuity jumps
- VSHNOR computes the square of the euclidean norm of the vector spherical harmonics

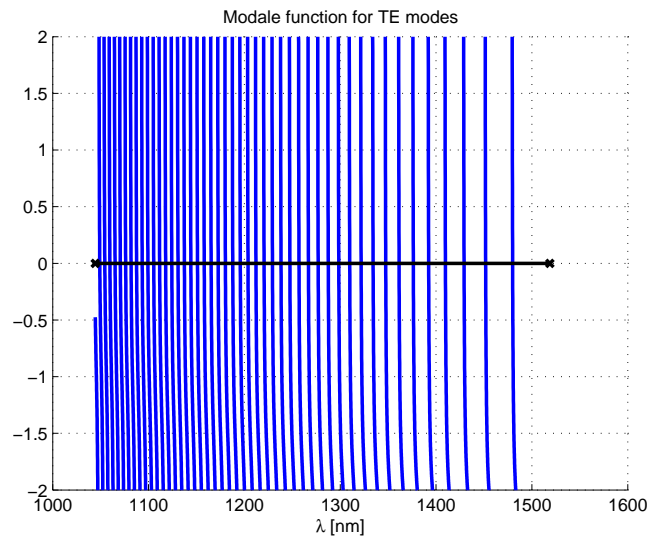
In order to illustrate the use of the WGMode MATLAB Toolbox, we consider the case of a micro-sphere of radius $100\ \mu\text{m}$ and optical index 1.453. We are interested in resonance conditions around a wavelength of 1480 nm.

First, we use the script entitled `ellres` to determine the mode index ℓ for which resonance occurs at 1480 nm.

```
>> ellres
Micro-sphere radius [micro-m] = 100
Optical index of the micro-sphere = 1.453
Wavelength [nm] = 1480
TE or TM mode ? (TE/TM) : TE
  Modes number ell :
  1  425.8768      17  494.3939
  2  429.7629      18  499.3159
  3  433.6548      19  504.3468
  4  437.5904      20  509.4962
  5  441.5826      21  514.7759
  6  445.6311      22  520.1993
  7  449.7355      23  525.783
  8  453.8967      24  531.5469
  9  458.1165      25  537.5159
 10  462.3977      26  543.7219
 11  466.7431      27  550.2064
 12  471.1563      28  557.0256
 13  475.6411      29  564.2598
 14  480.2019      30  572.0302
 15  484.8438      31  580.5386
 16  489.5723      32  590.1758
                   33  601.9616
```

The mode indexes are not integer numbers. We round up the propound values to the nearest integer. For instance, the largest index will be 602. Then we determine the exact wavelength around 1480 nm for which resonance occurs for a mode index of 602. This can be achieved with the script entitled `wvlres`. The `wvlres` MATLAB script provides a draw of the modal function which enables to localize the position of its zeros corresponding to the resonance wavelengths and a list of these values computed by mean of the `fsolve` MATLAB command.

```
>> wvlres
Micro-sphere radius [micro-m] = 100
Optical index of the micro-sphere = 1.453
Mode index ell = 602
TE or TM mode ? (TE/TM) : TE
```



```
Resonance wavelength [nm]:
1  1479.8985      24  1187.9077
2  1451.776      25  1180.1776
3  1429.2495     26  1172.6845
4  1409.8056     27  1165.3338
5  1392.306     28  1158.1253
6  1376.3241     29  1151.1065
7  1361.4329     30  1144.1826
8  1347.4901     31  1137.4009
9  1334.3536     32  1130.7615
10 1321.8337     33  1124.2644
11 1309.9302     34  1117.8621
12 1298.5009     35  1111.6022
13 1287.5934     36  1105.437
14 1277.0178     37  1099.3667
15 1266.869      38  1093.4387
16 1257.0048     39  1087.5581
17 1247.5199     40  1081.8198
18 1238.2722     41  1076.1288
19 1229.309      42  1070.5802
20 1220.583      43  1065.079
21 1212.094      44  1059.7201
22 1203.8422     45  1054.4086
23 1195.7801     46  1049.1445
```

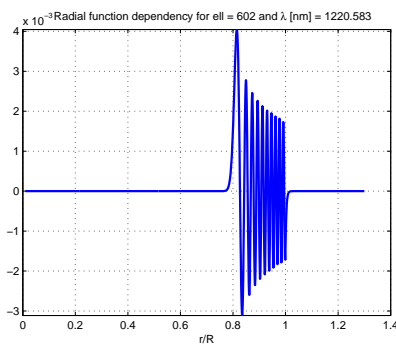
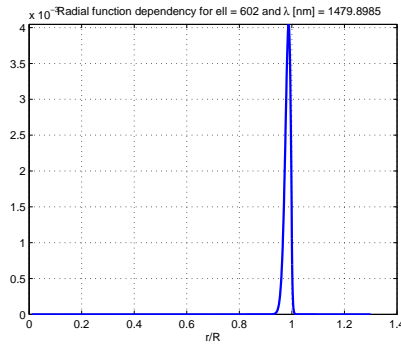
The script `wvlres` also proposes to draw the radial behavior of any of the computed modes at resonance.

Draw the radial behavior of the mode for some of the computed

```
wavelength? (y/n) : y
Wavelength number of the mode: 1

Draw for another wavelength? (y/n) : y
Wavelength number of the mode: 20

Draw for another wavelength? (y/n) : n
>>
```



An expert mode can be activated by setting the variable `expert_mode` to 1. This enables the user to access extra plotting functionality such as the possibility to represent the radial behavior of a mode at a frequency other than a resonance frequency for comparison purposes.

The script entitled `volmod` achieves the computation of the volume of a given mode. For instance, when we want to know the volume of the TE mode defined by the indexes $\ell = 602$ and $m = 600$ we can proceed as follows:

```
>> volmod
Micro-sphere radius [micro-m] = 100
Optical index of the micro-sphere = 1.453
Wavelength [nm] = 1479.8985
TE or TM mode ? (TE/TM) : TE
Mode number ell = 602
Mode number m = 600

Mode volume (in micron.m^3)= 12589.4749
>>
```

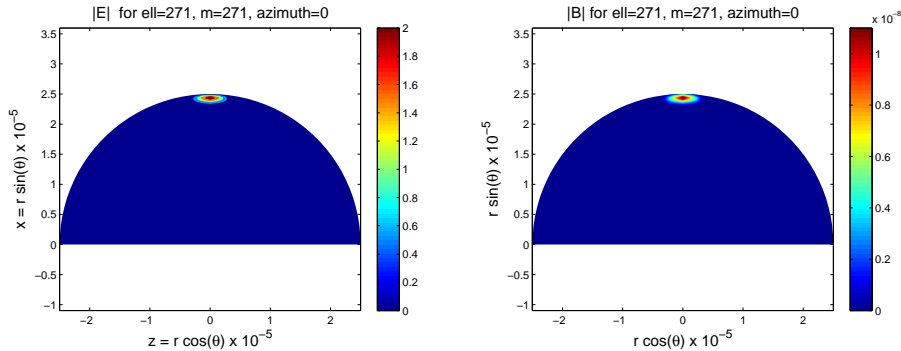
Last, the script entitled `pltmod` draws the norm of both the electric field and magnetic induction for a mode defined by the indexes ℓ and m in a plane given in spherical coordinates by either a user defined azimuth φ or a user defined inclination angle θ , see Figure 2 on p.7.

```
>> pltmod
Micro-sphere radius [micro-m] R = 25
Optical index of the micro-sphere = 1.453
TE or TM mode : TE
Wavelength [nm] = 804.57
Mode number ell = 271
Mode number m = 271
Plot required in an azimuthal plane phi=cste (A)
or in a polar plane theta=cste (P) = A
Azimuthal angle [radian] : phi = 0
Minimum radial distance (% R) = 0
```

```

Maximal radial distance (% R) = 1
Minimum polar angle [radian] = 0
Maximal polar angle [radian] = pi
>>

```

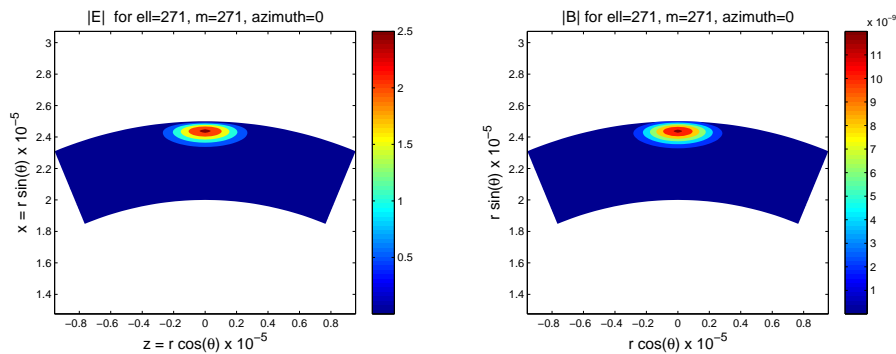


The plotting area can be delimited to the area of interest as illustrated below.

```

>> pltmod
Micro-sphere radius [micro-m] R = 25
Optical index of the micro-sphere = 1.453
TE or TM mode : TE
Wavelength [nm] = 804.57
Mode number ell = 271
Mode number m = 271
Plot required in an azimuthal plane phi=cste (A)
or in a polar plane theta=cste (P) = A
Azimuthal angle [radian] : phi = 0
Minimum radial distance (% R) = 0.8
Maximal radial distance (% R) = 1
Minimum polar angle [radian] = pi/2-pi/8
Maximal polar angle [radian] = pi/2+pi/8
>>

```



```

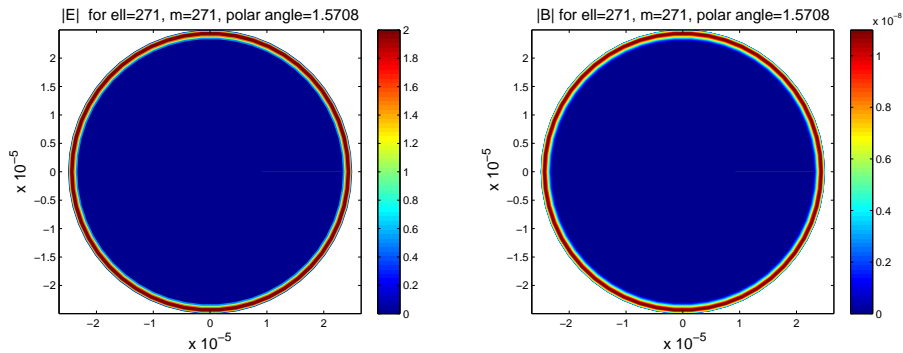
>> pltmod
Micro-sphere radius [micro-m] R = 25
Optical index of the micro-sphere = 1.453
TE or TM mode : TE
Wavelength [nm] = 804.57
Mode number ell = 271

```

```

Mode number m = 271
Plot required in an azimuthal plane phi=cste (A)
or in a polar plane theta=cste (P) = P
Polar angle [radian] : theta = pi/2
Minimum radial distance (% R) = 0
Maximal radial distance (% R) = 1
Minimum azimuthal angle = 0
Maximal azimuthal angle = 2*pi
>>

```



Conclusion

In this report we have proceeded to a mathematical study of whispering gallery (WG) modes in an optical micro-sphere starting from the general set of Maxwell equations. We have obtained the general expression of TE and TM modes using the method of Hansen for solving the vectorial wave equation in spherical coordinates. From the knowledge of the mathematical expression of TE and TM WG modes we have obtained a general analytical expression for the volume of a WG mode in terms of the spherical Bessel functions and spherical surface harmonics. We have written a MATLAB Toolbox that implements the WG mode volume formulas and allows to compute with high accuracy the volume of any WG mode whatever are the indexes of the mode. This Toolbox is of interest since up to now only estimations of the volume of modes for mode index $m \approx \ell$ based on asymptotic formulas were available.

References

- [1] M. Abramowitz and I. A. Stegun. *Handbook of Mathematical Functions: with Formulas, Graphs, and Mathematical Tables*. Dover books on mathematics. Dover Publications, 1965.
- [2] K. Atkinson and W. Han. *Spherical Harmonics and Approximations on the Unit Sphere: An Introduction*. Lecture Notes in Mathematics. Springer, 2012.
- [3] J. Bravo-Abad, A. Rodriguez, P. Bermel, S.G. Johnson, J.D. Joannopoulos, and M. Soljacic. Enhanced nonlinear optics in photonic-crystal microcavities. *Opt. Express*, 15(24):16161–16176, Nov 2007.
- [4] E.M.Purcell. Proceedings of the American Physical Society. *Phys. Rev.*, 69:674–674, Jun 1946.
- [5] J. M. Gérard, B. Sermage, B. Gayral, B. Legrand, E. Costard, and V. Thierry-Mieg. Enhanced spontaneous emission by quantum boxes in a monolithic optical microcavity. *Phys. Rev. Lett.*, 81:1110–1113, Aug 1998.
- [6] I. S. Gradshteyn and I. M. Ryzhik. *Table of Integrals, Series, and Products*. Table of Integrals, Series, and Products Series. Elsevier Science, 2007.
- [7] J. D. Jackson. *Classical Electrodynamics Third Edition*. Wiley, third edition, 1998.
- [8] A. B. Matsko, A. A. Savchenkov, D. Strekalov, V. S. Ilchenko, and L. Maleki. Review of applications of whispering-gallery mode resonators in photonics and nonlinear optics. *IPN Progress Report*, 42-162:1–51, 2005.

- [9] K. Okamoto. *Fundamentals of Optical Waveguides (Optics and Photonics)*. Academic Press, 2000.
- [10] L. Pinchard. *Electromagnétisme Classique et Théorie des Distributions*. Ellipses, 1990.
- [11] G. C. Righini, Y. Dumeige, P. Fron, M. Ferrari, G. Nunzi Conti, and D. Ristic and S. Soria. Whispering gallery mode microresonators: Fundamentals and applications. *Rivista del Nuovo Cimento*, 34(7):435–488, 2011.
- [12] J.A Stratton. *Electromagnetic Theory*. An IEEE Press classic reissue. Wiley, 2007.
- [13] P. Struillou. *Analyse de Fourier - Théorie et Applications pour l'Ingénieur et le Physicien*. Ellipses, 2012.
- [14] N.M. Temme. *Special Functions: An Introduction to the Classical Functions of Mathematical Physics*. John Wiley & Sons Inc., New York, 1996.
- [15] T.J.A.Kippenberg. *Nonlinear Optics in Ultra-high-Q Whispering-Gallery Optical Microcavities*. PhD thesis, California Institute of Technology, Pasadena, California, USA, 2004.
- [16] F. Treussart. *Étude expérimentale de l'effet laser dans des micro-sphères de silice dopées avec des ions néodyme*. PhD thesis, Université Pierre et Marie Curie, Paris, France, 1997.
- [17] F. Treussart, V. S. Ilchenko, J.-F. Roch, J. Hare, V. Lefèvre-Seguin, J.-M. Raimond, and S. Haroche. Evidence for intrinsic Kerr bistability of high-Q microsphere resonators in superfluid helium. *Eur. Phys. J. D*, 1:235–238, 1998.
- [18] Y. Wu and X. Yang. Quantum theory for microcavity enhancement of second harmonic generation. *Journal of Physics B: Atomic, Molecular and Optical Physics*, 34(11):2281, 2001.
- [19] X. Yang, C. Husko, C.C. Wong, M. Yu, and D.-L. Kwong. Observation of femtojoule optical bistability involving fano resonances in high-Q/ V_m silicon photonic crystal nanocavities. *Applied Physics Letters*, 91(5):051113–051113–3, Jul 2007.

Appendix A. F. Treussart approximation formula for volume of modes with large mode number

In this appendix we detail the way to obtain F. Treussart approximation formula for mode volume (formula 1.58 p. 51 of his Phd thesis [16]) and we analyze and quantify the various approximations leading to this formula.

According to [16], the volume of a whispering gallery mode in a micro-sphere is defined as the integral over the whole space of the energy density normalized by its maximum value inside the micro-sphere, *i.e.*

$$\mathcal{V} = \frac{1}{w_{\max}} \int_{\mathbb{R}^3} w(x_1, x_2, x_3) dx_1 dx_2 dx_3 \quad (\text{A.1})$$

where w denotes the energy density given as a function of the position vector $\mathbf{x} = (x_1, x_2, x_3)$ by

$$w(\mathbf{x}) = \frac{1}{2} \left(\frac{\varepsilon(\mathbf{x})}{2} \mathbf{E}(\mathbf{x}) \mathbf{E}^*(\mathbf{x}) + \frac{1}{2\mu_0} \mathbf{B}(\mathbf{x}) \mathbf{B}^*(\mathbf{x}) \right) \quad (\text{A.2})$$

and w_{\max} denotes the maximum value of the energy density inside the micro-sphere. In relation (A.2), the quantity \mathbf{E}^* (resp. \mathbf{B}^*) stands for the adjoint (conjugate transpose) of \mathbf{E} (resp. \mathbf{B}).

When we assume that the energy losses by diffraction and diffusion can be neglected, the energy conservation law implies that the contribution of the electric field and the magnetic field to the energy density in (A.1) are equal [7]. As a consequence,

$$\mathcal{V} = \frac{1}{w_{\max}} \int_{\mathbb{R}^3} \frac{\varepsilon(\mathbf{x})}{2} \mathbf{E}(\mathbf{x}) \mathbf{E}^*(\mathbf{x}) d\mathbf{x} = \frac{1}{\varepsilon_0 N^2} \int_{\mathbb{R}^3} \varepsilon(\mathbf{x}) \frac{\|\mathbf{E}(\mathbf{x})\|_2^2}{E_{\max}^2} d\mathbf{x} \quad (\text{A.3})$$

or

$$\mathcal{V} = \frac{1}{w_{\max}} \int_{\mathbb{R}^3} \frac{1}{2\mu_0} \mathbf{B}(\mathbf{x}) \mathbf{B}^*(\mathbf{x}) d\mathbf{x} = \int_{\mathbb{R}^3} \frac{\|\mathbf{B}(\mathbf{x})\|_2^2}{B_{\max}^2} d\mathbf{x} \quad (\text{A.4})$$

where E_{\max} and B_{\max} denote respectively the maximum value of the euclidean norm of the electric field and magnetic induction.

Appendix A.1. Volume of a TE mode

For TE modes the electric field is given in spherical coordinates by

$$\underline{\mathbf{E}}(r, \theta, \varphi) = \begin{cases} A_i^{TE} \frac{\psi_\ell(kr)}{kr} \mathbf{X}_{\ell m}(\theta, \varphi) & \text{if } r < R \\ -A_o^{TE} \frac{\chi_\ell(k_0 r)}{k_0 r} \mathbf{X}_{\ell m}(\theta, \varphi) & \text{if } r > R \end{cases} \quad (\text{A.5})$$

where $\mathbf{X}_{\ell m}$ denotes the vector spherical harmonics and ψ_ℓ and χ_ℓ denote respectively the Ricatti-Bessel functions of first and second types.

The integral (A.3) in spherical coordinates then reads

$$\begin{aligned} \mathcal{V} &= \frac{1}{\varepsilon_0 N^2} \int_0^L \int_0^\pi \int_0^{2\pi} \varepsilon(r) \frac{\|\underline{\mathbf{E}}(r, \theta, \varphi)\|_2^2}{E_{\max}^2} r^2 \sin(\theta) d\varphi d\theta dr \\ &= \frac{1}{\varepsilon_0 N^2 E_{\max}^2} \left(\int_0^R \varepsilon |A_i^{TE}|^2 \frac{\psi_\ell^2(kr)}{k^2} dr + \int_R^L \varepsilon_0 |A_o^{TE}|^2 \frac{\chi_\ell^2(k_0 r)}{k_0^2} dr \right) \\ &\quad \times \left(\int_0^\pi \int_0^{2\pi} \|\mathbf{X}_{\ell m}(\theta, \varphi)\|_2^2 \sin(\theta) d\varphi d\theta \right). \end{aligned} \quad (\text{A.6})$$

where L is a positive number large enough so that the electromagnetic field can be neglected at a radial distance greater than L .

The second integral term in (A.6) is known to be

$$\int_0^\pi \int_0^{2\pi} \mathbf{X}_{\ell m}(\theta, \varphi) \cdot \mathbf{X}_{\ell m}^*(\theta, \varphi) \sin(\theta) \, d\varphi d\theta = \ell(\ell + 1).$$

Therefore by using Chasles's theorem we obtain

$$\begin{aligned} \mathcal{V} &= \frac{\ell(\ell + 1)}{k^2} \frac{|A_i^{TE}|^2}{E_{\max}^2} \left(\int_0^R \psi_\ell^2(kr) \, dr + \frac{|A_o^{TE}|^2}{|A_i^{TE}|^2} \int_R^L \chi_\ell^2(k_0 r) \, dr \right) \\ &= \frac{\ell(\ell + 1)}{k^3} \frac{|A_i^{TE}|^2}{E_{\max}^2} \left(\int_0^{kR} \psi_\ell^2(s) \, ds + \frac{|A_o^{TE}|^2}{|A_i^{TE}|^2} \int_{kR}^{kL} \chi_\ell^2(k_0 s/k) \, ds \right) \\ &= \frac{\ell(\ell + 1)}{k^3} \frac{|A_i^{TE}|^2}{E_{\max}^2} \int_0^{kL} f_\ell(s) \, ds \end{aligned}$$

where f_ℓ denotes the piecewise constant positive valued function

$$f_\ell(s) = \begin{cases} \psi_\ell^2(s) & \text{if } s \in [0, kR] \\ \left(\frac{k_0}{k}\right)^2 \frac{\psi_\ell(kR)^2}{\chi_\ell(k_0 R)^2} \chi_\ell^2(s/N) & \text{if } s \in [kR, kL] \end{cases}$$

since according to (3.53) we have

$$A_o^{TE} = -A_i^{TE} \frac{k_0}{k} \frac{\psi_\ell(kR)}{\chi_\ell(k_0 R)}.$$

The first approximation in F. Treussart approach consists in writing

$$\int_0^{kL} f_\ell(s) \, ds \approx \int_0^{a_1} \psi_\ell^2(s) \, ds \quad (\text{A.7})$$

where a_1 denotes the first zero of ψ_ℓ . An approximate value of a_1 for large ℓ is given by (see [1] formula 9.5.4 p. 371):

$$\begin{aligned} a_1 &\approx (\ell + 1/2) + 1.8557571 (\ell + 1/2)^{1/3} + 1.033150 (\ell + 1/2)^{-1/3} \\ &\quad - 0.00397 (\ell + 1/2)^{-1} - 0.0908 (\ell + 1/2)^{-5/3} + 0.043 (\ell + 1/2)^{-7/3}. \end{aligned} \quad (\text{A.8})$$

To illustrate the quality of the approximation, we have drawn the graph of the function f_ℓ for a micro-sphere of radius $R = 67.5 \, \mu\text{m}$ and optical index $N = 1.46$ for wavelength around 1550 nm. In Fig. A1 we have depicted the graphs of function f_ℓ over $[0, kL]$ for $L = 1.2R$ and ψ_ℓ^2 over $[0, a_1]$ where a_1 denotes the first zero of ψ_ℓ , for $\ell = 387$ and $\lambda = 1548.93 \, \text{nm}$ (it corresponds to the higher wavelength value for this mode index ℓ , that is to say to $n = 1$). We can observe that the approximation is very good.

However the quality of the approximation decreases very quickly when the mode index n increases. In Fig. A2 we have depicted the graphs of function f_ℓ over $[0, kL]$ for $L = 1.2R$ and ψ_ℓ^2 over $[0, a_1]$ for $\ell = 377$ and $\lambda = 1548.20 \, \text{nm}$ (it corresponds to the second higher wavelength value for this mode index ℓ , that is to say to $n = 2$) and for $\ell = 368$ and $\lambda = 1550.28 \, \text{nm}$ (it corresponds to the 5th higher wavelength value for this mode index ℓ , that is to say to $n = 5$).

Thus, the approximation (A.7) works well for the higher wavelength resonance value (mode index $n = 1$) but the error increases quickly when n becomes higher due to the oscillations of the Bessel functions ψ_ℓ after its first zero and this behavior is not taken into account.

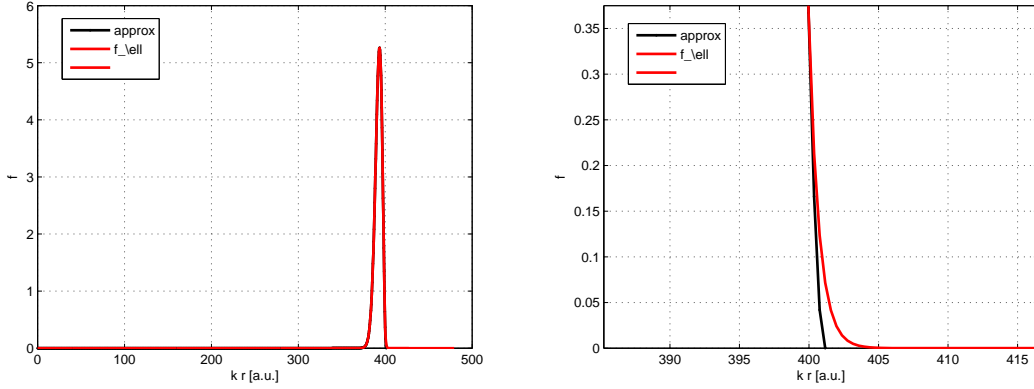


Figure A1. Left: graphs of function f_ℓ over $[0, kL]$ for $L = 1.2R$ (red line) and ψ_ℓ^2 over $[0, a_1]$ (black line) where a_1 denotes the first zero of ψ_ℓ . Right: zoom on the area of interest.

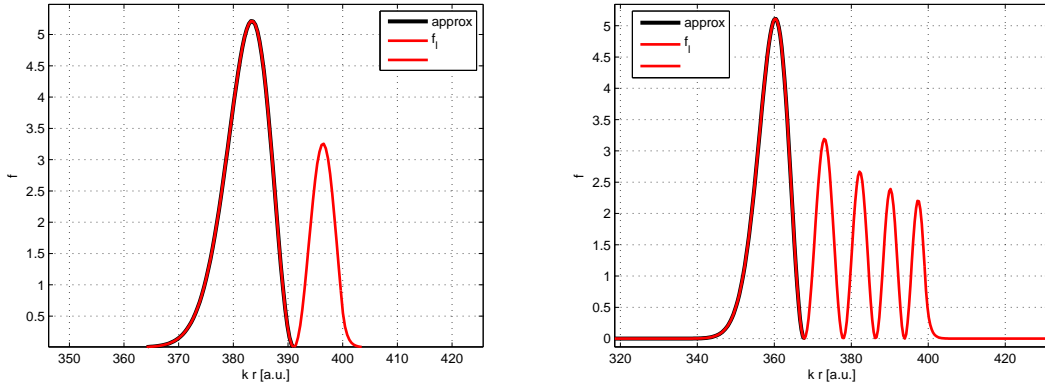


Figure A2. Graphs of function f_ℓ over $[0, kL]$ for $L = 1.2R$ (red line) and ψ_ℓ^2 over $[0, a_1]$ (black line) where a_1 denotes the first zero of ψ_ℓ . Left: for $\ell = 377$, $\lambda = 1548.20$ nm and $n = 2$. Right: for $\ell = 368$, $\lambda = 1550.28$ nm and $n = 5$.

The main advantage of the approximation formula (A.7) is that the right-hand side integral can be computed exactly as follows. First, using formula 5.54.2 p. 629 of [6] we have

$$\begin{aligned} \int \psi_\ell^2(s) ds &= \frac{\pi}{2} \int s J_{\ell+\frac{1}{2}}(s)^2 ds = \frac{\pi s^2}{4} \left(J_{\ell+\frac{1}{2}}(s)^2 - J_{\ell-\frac{1}{2}}(s) J_{\ell+\frac{3}{2}}(s) \right) \\ &= \frac{s^2}{2} (\psi_\ell(s)^2 - \psi_{\ell-1}(s) \psi_{\ell+1}(s)). \end{aligned} \quad (\text{A.9})$$

Since $\psi_\ell(a_1) = J_{\ell+\frac{1}{2}}(a_1) = 0$, we deduce that

$$\int_0^{a_1} \psi_\ell^2(s) ds = -\frac{a_1}{2} \psi_{\ell-1}(a_1) \psi_{\ell+1}(a_1).$$

We can simplify the result as follows. We have (see [1] formula 10.1.21 p. 439)

$$\begin{aligned} \psi'_\ell(x) &= -\frac{\ell}{x} \psi_\ell(x) + \psi_{\ell-1}(x), \\ \text{and } \psi'_\ell(x) &= \frac{\ell+1}{x} \psi_\ell(x) - \psi_{\ell+1}(x) \end{aligned}$$

Since $\psi_\ell(a_1) = 0$ by product of the 2 above identities we deduce that

$$\psi'_\ell(a_1)^2 = -\psi_{\ell-1}(a_1) \psi_{\ell+1}(a_1)$$

and we conclude that

$$\int_0^{a_1} \psi_\ell^2(s) \, ds = \frac{a_1}{2} \psi'_\ell(a_1)^2. \quad (\text{A.10})$$

The result can also be expressed in terms of the spherical Bessel function j_ℓ as follows

$$\int_0^{a_1} \psi_\ell^2(s) \, ds = \frac{a_1}{2} j'_\ell(a_1)^2. \quad (\text{A.11})$$

We now have to compute E_{\max}^2 where E_{\max} denotes the maximum value of the electric field inside the micro-sphere. We have

$$\begin{aligned} E_{\max} &= A_i^{TE} \sup_{(r,\theta,\varphi) \in [0,R] \times [0,\pi] \times [0,2\pi]} \left| \frac{\psi_\ell(kr)}{kr} \right| \|\mathbf{X}_{\ell m}(\theta, \varphi)\|_2 \\ &= A_i^{TE} \sup_{r \in [0,R]} \left| \frac{\psi_\ell(kr)}{kr} \right| \times \sup_{(\theta,\varphi) \in [0,\pi] \times [0,2\pi]} \|\mathbf{X}_{\ell m}(\theta, \varphi)\|_2 \end{aligned} \quad (\text{A.12})$$

We first compute the maximum over $[0, R]$ of $|j_\ell(kr)| = |\psi_\ell(kr)/kr|$. It follows from the known behavior of the spherical Bessel function, see e.g. [1, 6], that the global maximum of $|j_\ell|$ coincides with the first local maximum of j_ℓ . Thus, we are looking for the first zero a'_1 of the derivative of the spherical Bessel function of order ℓ . An approximation based on an asymptotic expansion for the first zero (denoted $a'_{\ell,1}$) of j'_ℓ for large ℓ is given in [1] (see formula (10.1.59) p. 441):

$$\begin{aligned} a'_{\ell,1} &= \left(\ell + \frac{1}{2}\right) + 0.8086165 \left(\ell + \frac{1}{2}\right)^{1/3} - 0.236680 \left(\ell + \frac{1}{2}\right)^{-1/3} \\ &\quad - 0.20736 \left(\ell + \frac{1}{2}\right)^{-1} + 0.0233 \left(\ell + \frac{1}{2}\right)^{-5/3}. \end{aligned} \quad (\text{A.13})$$

Actually, $a'_{\ell,1}$ can be considered as an approximation for the first zero of j'_ℓ even for small ℓ . For instance for $\ell = 5$ we have $a'_{\ell,1} = 6.7606$ whereas an accurate value for the first zero of j'_ℓ computed with the symbolic computation software MAPLE is found to be 6.7564. Thus,

$$\sup_{r \in [0,R]} \left| \frac{\psi_\ell(kr)}{kr} \right| = j_\ell(a'_1). \quad (\text{A.14})$$

Let us now consider the computation of

$$\sup_{(\theta,\varphi) \in [0,\pi] \times [0,2\pi]} \|\mathbf{X}_{\ell m}(\theta, \varphi)\|_2.$$

From (3.27) and (3.7), we have

$$\begin{aligned} \|\mathbf{X}_{\ell m}(\theta, \varphi)\|_2^2 &= \mathbf{X}_{\ell m}(\theta, \varphi) \mathbf{X}_{\ell m}(\theta, \varphi)^* \\ &= C_{\ell,m}^2 \left(\frac{m^2}{\sin^2(\theta)} P_\ell^m(\cos(\theta))^2 + \sin^2(\theta) (P_\ell^{m'}(\cos(\theta)))^2 \right) \end{aligned}$$

where P_ℓ^m denotes the Associated Legendre function of degree ℓ and order m and the constant $C_{\ell m}$ is defined in (3.8), namely

$$C_{\ell m} = \sqrt{\frac{(2\ell+1)(\ell-m)!}{4\pi(\ell+m)!}}.$$

Let us consider the special case when $m = \ell$. We have

$$P_\ell^\ell(x) = \frac{(-1)^\ell (2\ell)!}{2^\ell \ell!} (1-x^2)^{\frac{\ell}{2}}$$

so that

$$\begin{aligned} P_\ell^\ell(\cos(\theta)) &= \frac{(-1)^\ell (2\ell)!}{2^\ell \ell!} \sin^\ell(\theta) \\ \text{and } (P_\ell^\ell)'(\cos(\theta)) &= \frac{(-1)^{\ell+1} (2\ell)!}{2^\ell (\ell-1)!} \sin^{\ell-2}(\theta) \cos(\theta). \end{aligned}$$

We deduce that

$$\|\mathbf{X}_{\ell m}(\theta, \varphi)\|_2^2 = C_{\ell\ell}^2 \left(\frac{(2\ell)!}{2^\ell \ell!} \right)^2 \ell^2 \sin^{2\ell-2}(\theta) (2 - \sin^2(\theta))$$

and

$$\begin{aligned} \sup_{(\theta, \varphi) \in [0, \pi] \times [0, 2\pi]} \|\mathbf{X}_{\ell m}(\theta, \varphi)\|_2 &= \frac{(2\ell+1)(2\ell)! \ell^2}{4\pi 4^\ell (\ell!)^2} \sup_{\theta \in [0, \pi]} \sin^{2\ell-2}(\theta) (2 - \sin^2(\theta)) \\ &= \frac{(2\ell+1)(2\ell)! \ell^2}{4\pi 4^\ell (\ell!)^2} \sup_{x \in [0, 1]} x^\ell (2-x) \\ &= \frac{(2\ell+1)(2\ell)! \ell^2}{4\pi 4^\ell (\ell!)^2} g(1) = \frac{(2\ell+1)(2\ell)! \ell^2}{4\pi 4^\ell (\ell!)^2}. \end{aligned}$$

Finally, we conclude that for $m = \ell$ the volume of the TE mode can be approach by

$$V = \frac{2\pi 4^\ell (\ell!)^2 (\ell+1)}{(2\ell+1)(2\ell)! \ell} \frac{a_1^3}{k^3} \frac{j_\ell'(a_1)^2}{j_\ell(a_1)^2}. \quad (\text{A.15})$$

For large values of ℓ we can use Stirling's formula to approach the factorial terms. We obtain

$$V = \frac{2\pi^{\frac{3}{2}} (\ell+1)}{(2\ell+1) \sqrt{\ell}} \frac{a_1^3}{k^3} \frac{j_\ell'(a_1)^2}{j_\ell(a_1)^2}. \quad (\text{A.16})$$

F. Treussart formula is deduced by using the relation $k = 2\pi N/\lambda$ and for large values of ℓ the approximation

$$\frac{(\ell+1)}{(2\ell+1) \sqrt{\ell}} \approx \frac{1}{2\sqrt{\ell}}.$$

Appendix A.2. Volume of a TM mode

For TM modes the magnetic induction is given in spherical coordinates by

$$\mathbf{B}(r, \theta, \varphi) = \begin{cases} A_i^{TM} \frac{i}{\omega} \frac{\psi_\ell(kr)}{r} \mathbf{X}_{\ell m}(\theta, \varphi) & \text{if } r < R \\ A_o^{TM} \frac{i}{\omega} \frac{\chi_\ell(k_0 r)}{r} \mathbf{X}_{\ell m}(\theta, \varphi) & \text{if } r > R \end{cases}$$

where $\mathbf{X}_{\ell m}$ denotes the vector spherical harmonics and ψ_ℓ and χ_ℓ denote respectively the Ricatti-Bessel functions of first and second types.

The integral (A.4) in spherical coordinates then reads

$$\begin{aligned} \mathcal{V} &= \int_0^L \int_0^\pi \int_0^{2\pi} \frac{\|\mathbf{B}(r, \theta, \varphi)\|_2^2}{B_{\max}^2} r^2 \sin(\theta) \, d\varphi d\theta dr \\ &= \frac{1}{\omega^2 B_{\max}^2} \left(\int_0^R |A_i^{TM}|^2 \frac{\psi_\ell^2(kr)}{k^2} \, dr + \int_R^L |A_o^{TM}|^2 \frac{\chi_\ell^2(k_0 r)}{k_0^2} \, dr \right) \\ &\quad \times \left(\int_0^\pi \int_0^{2\pi} \|\mathbf{X}_{\ell m}(\theta, \varphi)\|_2^2 \sin(\theta) \, d\varphi d\theta \right). \end{aligned} \quad (\text{A.17})$$

where L is a positive number large enough so that the electromagnetic field can be neglected at a radial distance greater than L .

The second integral term in (A.6) is known to be

$$\int_0^\pi \int_0^{2\pi} \mathbf{X}_{\ell m}(\theta, \varphi) \cdot \mathbf{X}_{\ell m}^*(\theta, \varphi) \sin(\theta) \, d\varphi d\theta = \ell(\ell + 1).$$

Therefore by using Chasles's theorem we obtain

$$\begin{aligned} \mathcal{V} &= \frac{\ell(\ell + 1)}{k^2} \frac{|A_i^{TM}|^2}{\omega^2 B_{\max}^2} \left(\int_0^R \psi_\ell^2(kr) \, dr + \frac{N^2 |A_o^{TM}|^2}{|A_i^{TM}|^2} \int_R^L \chi_\ell^2(k_0 r) \, dr \right) \\ &= \frac{\ell(\ell + 1)}{k^3} \frac{|A_i^{TM}|^2}{\omega^2 B_{\max}^2} \left(\int_0^{kR} \psi_\ell^2(s) \, ds + \frac{N^2 |A_o^{TM}|^2}{|A_i^{TM}|^2} \int_{kR}^{kL} \chi_\ell^2(k_0 s/k) \, ds \right) \\ &= \frac{\ell(\ell + 1)}{k^3} \frac{|A_i^{TM}|^2}{\omega^2 B_{\max}^2} \int_0^{kL} f_\ell(s) \, ds \end{aligned}$$

where f_ℓ denotes the piecewise constant positive valued function

$$f_\ell(s) = \begin{cases} \psi_\ell^2(s) & \text{if } s \in [0, kR] \\ N^2 \frac{\psi_\ell(kR)^2}{\chi_\ell(k_0 R)^2} \chi_\ell^2(s/N) & \text{if } s \in [kR, kL] \end{cases}$$

since according to (3.62) we have

$$A_o^{TM} = -A_i^{TM} \frac{\psi_\ell(kR)}{\chi_\ell(k_0 R)}.$$

Here again, we consider the approximation (A.7), i.e.

$$\int_0^{kL} f_\ell(s) \, ds \approx \int_0^{a_1} \psi_\ell^2(s) \, ds = \frac{a_1}{2} j_\ell'(a_1)^2.$$

where a_1 denotes the first zero of ψ_ℓ .

We have to compute B_{\max}^2 where B_{\max} denotes the maximum value of the electric field inside the micro-sphere. We have

$$\begin{aligned} B_{\max} &= A_i^{TM} \frac{1}{\omega} \sup_{(r, \theta, \varphi) \in [0, R] \times [0, \pi] \times [0, 2\pi]} \left| \frac{\psi_\ell(kr)}{kr} \right| \|\mathbf{X}_{\ell m}(\theta, \varphi)\|_2 \\ &= A_i^{TM} \frac{1}{\omega} \sup_{r \in [0, R]} \left| \frac{\psi_\ell(kr)}{kr} \right| \times \sup_{(\theta, \varphi) \in [0, \pi] \times [0, 2\pi]} \|\mathbf{X}_{\ell m}(\theta, \varphi)\|_2 \end{aligned} \quad (\text{A.18})$$

Apart the constant A_i^{TM}/ω , this expression is similar to (A.12) and in the case when $m = \ell$ we find

$$B_{\max} = A_i^{TM} \frac{1}{\omega} \frac{(2\ell + 1)(2\ell)! \ell^2}{4\pi 4^\ell (\ell!)^2} j_\ell'(a_1). \quad (\text{A.19})$$

Finally, we conclude that for $m = \ell$ the volume of the TE mode can be approach by

$$V = \frac{2\pi 4^\ell (\ell!)^2 (\ell + 1)}{(2\ell + 1) (2\ell)! \ell} \frac{a_1^3}{k^3} \frac{j'_\ell(a_1)^2}{j_\ell(a'_1)^2}. \quad (\text{A.20})$$

For large values of ℓ we can use Stirling's formula to approach the factorial terms. We obtain

$$V = \frac{2\pi^{\frac{3}{2}} (\ell + 1)}{(2\ell + 1) \sqrt{\ell}} \frac{a_1^3}{k^3} \frac{j'_\ell(a_1)^2}{j_\ell(a'_1)^2} = \left(\frac{\lambda}{2\pi N} \right)^3 \frac{2\pi^{\frac{3}{2}} (\ell + 1) a_1^3}{(2\ell + 1) \sqrt{\ell}} \frac{j'_\ell(a_1)^2}{j_\ell(a'_1)^2}. \quad (\text{A.21})$$

Appendix B. Mode volume formula in lossless media

The volume of a whispering gallery mode in a micro-sphere is defined, see [15, 16], as the integral over the whole space of the energy density normalized by its maximum value inside the micro-sphere, *i.e.*

$$\mathcal{V} = \frac{1}{w_{\max}} \int_{\mathbb{R}^3} w(x_1, x_2, x_3) dx_1 dx_2 dx_3 \quad (\text{B.1})$$

where w denotes the energy density given as a function of the position vector $\mathbf{x} = (x_1, x_2, x_3)$ by

$$w(\mathbf{x}) = \frac{1}{2} \left(\frac{\varepsilon(\mathbf{x})}{2} \mathbf{E}(\mathbf{x}) \mathbf{E}^*(\mathbf{x}) + \frac{1}{2\mu_0} \mathbf{B}(\mathbf{x}) \mathbf{B}^*(\mathbf{x}) \right) \quad (\text{B.2})$$

and w_{\max} denotes the maximum value of the energy density inside the micro-sphere. In relation (B.2), the quantity \mathbf{E}^* (resp. \mathbf{B}^*) stands for the adjoint (conjugate transpose) of \mathbf{E} (resp. \mathbf{B}) so that $\mathbf{E}(\mathbf{x}) \mathbf{E}^*(\mathbf{x}) = \mathbf{E}(\mathbf{x}) \cdot \overline{\mathbf{E}}(\mathbf{x}) = \|\mathbf{E}(\mathbf{x})\|_2^2 = |E_1(\mathbf{x})|^2 + |E_2(\mathbf{x})|^2 + |E_3(\mathbf{x})|^2$.

In this appendix, we show that when we assume that the energy losses by diffraction and diffusion can be neglected, the energy conservation law implies that the contribution of the electric field and the magnetic field to the energy density in (B.1) are equal, *i.e.*

$$\int_{\mathbb{R}^3} \frac{\varepsilon(\mathbf{x})}{2} \mathbf{E}(\mathbf{x}) \mathbf{E}^*(\mathbf{x}) dx = \frac{1}{2\mu_0} \int_{\mathbb{R}^3} \mathbf{B}(\mathbf{x}) \mathbf{B}^*(\mathbf{x}) dx. \quad (\text{B.3})$$

To prove this result, we use the following expression deduced from harmonic Maxwell's equation (2.8d)

$$\mathbf{E}(\mathbf{x}) = \frac{1}{i\omega\varepsilon(\mathbf{x})\mu_0} \mathbf{curl} \mathbf{B}(\mathbf{x}). \quad (\text{B.4})$$

It follows from (B.3) that

$$\begin{aligned} I &= \int_{\mathbb{R}^3} \frac{\varepsilon(\mathbf{x})}{2} \mathbf{E}(\mathbf{x}) \mathbf{E}^*(\mathbf{x}) dx = \int_{\mathbb{R}^3} \frac{1}{2\omega^2\varepsilon(\mathbf{x})\mu_0^2} \mathbf{curl} \mathbf{B}(\mathbf{x}) \mathbf{curl} \mathbf{B}^*(\mathbf{x}) dx \\ &= \frac{1}{2\omega^2 N^2 \varepsilon_0 \mu_0^2} \int_{B(0, R)} \mathbf{curl} \mathbf{B}(\mathbf{x}) \mathbf{curl} \mathbf{B}^*(\mathbf{x}) dx \\ &\quad + \frac{1}{2\omega^2 \varepsilon_0 \mu_0^2} \int_{B'(0, R)} \mathbf{curl} \mathbf{B}(\mathbf{x}) \mathbf{curl} \mathbf{B}^*(\mathbf{x}) dx \end{aligned}$$

where N is the micro-sphere optical index, $B(0, R)$ denotes the ball with radius R and center the origin and $B'(0, R)$ its complement in \mathbb{R}^3 . Then using Green's formula for the curl operator in each domain $B(0, R)$ and $B'(0, R)$, we get

$$\begin{aligned} I &= \frac{1}{2\omega^2 N^2 \varepsilon_0 \mu_0^2} \int_{B(0, R)} \mathbf{B}^*(\mathbf{x}) \mathbf{curl}(\mathbf{curl} \mathbf{B}(\mathbf{x})) dx \\ &\quad + \frac{1}{2\omega^2 \varepsilon_0 \mu_0^2} \int_{B'(0, R)} \mathbf{B}^*(\mathbf{x}) \mathbf{curl}(\mathbf{curl} \mathbf{B}(\mathbf{x})) dx \\ &\quad + \int_{S(0, R)} \left[\frac{1}{2\omega^2 \varepsilon(\mathbf{x}) \mu_0^2} \mathbf{B}^*(\mathbf{x}) (\mathbf{curl} \mathbf{B}(\mathbf{x}) \wedge \mathbf{n}) \right] d\sigma(\mathbf{x}) \end{aligned}$$

where $S(0, R)$ denotes the sphere with radius R and center the origin, \mathbf{n} its unit outward normal vector and the brackets $[]$ mean that we have to take into account the jump across the surface of the quantity inside the brackets. From harmonic Maxwell's equations (2.8a) and (2.8d), we deduce that

$$\mathbf{curl}(\mathbf{curl}\mathbf{B}(\mathbf{x})) = i\omega\mu_0\varepsilon \mathbf{curl}(\mathbf{E}) = \omega^2\mu_0\varepsilon \mathbf{B}(\mathbf{x}).$$

Therefore,

$$\begin{aligned} I = & \frac{1}{2\mu_0} \int_{B(0,R)} \mathbf{B}(\mathbf{x}) \mathbf{B}^*(\mathbf{x}) \, d\mathbf{x} + \frac{1}{2\mu_0} \int_{B'(0,R)} \mathbf{B}(\mathbf{x}) \mathbf{B}^*(\mathbf{x}) \, d\mathbf{x} \\ & + \frac{1}{2\omega^2\mu_0^2} \int_{S(0,R)} \left[\frac{1}{\varepsilon(\mathbf{x})} \mathbf{B}^*(\mathbf{x}) (\mathbf{curl}\mathbf{B}(\mathbf{x}) \wedge \mathbf{n}) \right] \, d\sigma(\mathbf{x}) \end{aligned} \quad (\text{B.5})$$

Then, combining relation (B.4) with the interface condition (2.7a) for Maxwell's equations gives

$$\left[\frac{1}{\varepsilon(\mathbf{x})} \mathbf{curl}\mathbf{B}(\mathbf{x}) \wedge \mathbf{n} \right] = 0.$$

Moreover, from the interface conditions (2.7b) and (2.7d), we deduce that $[\mathbf{B} \cdot \mathbf{n}] = 0$ and $[\mathbf{B} \wedge \mathbf{n}] = 0$, that is to say that \mathbf{B} is continuous across the surface $S(0, R)$. It means that we have

$$\left[\frac{1}{\varepsilon(\mathbf{x})} \mathbf{B}^*(\mathbf{x}) (\mathbf{curl}\mathbf{B}(\mathbf{x}) \wedge \mathbf{n}) \right] = \mathbf{B}^*(\mathbf{x}) \left[\frac{1}{\varepsilon(\mathbf{x})} (\mathbf{curl}\mathbf{B}(\mathbf{x}) \wedge \mathbf{n}) \right] = 0$$

and the expression of I given in (B.5) can be simplified as follows

$$I = \frac{1}{2\mu_0} \int_{\mathbb{R}^3} \mathbf{B}(\mathbf{x}) \mathbf{B}^*(\mathbf{x}) \, d\mathbf{x}.$$

Finally, we have proven relation (B.3) and we can conclude that the mode volume can be expressed either as

$$\mathcal{V} = \frac{1}{w_{\max}} \int_{\mathbb{R}^3} \frac{\varepsilon(\mathbf{x})}{2} \mathbf{E}(\mathbf{x}) \mathbf{E}^*(\mathbf{x}) \, d\mathbf{x} = \frac{1}{\varepsilon_0 N^2} \int_{\mathbb{R}^3} \varepsilon(\mathbf{x}) \frac{\|\mathbf{E}(\mathbf{x})\|_2^2}{E_{\max}^2} \, d\mathbf{x} \quad (\text{B.6})$$

or as

$$\mathcal{V} = \frac{1}{w_{\max}} \int_{\mathbb{R}^3} \frac{1}{2\mu_0} \mathbf{B}(\mathbf{x}) \mathbf{B}^*(\mathbf{x}) \, d\mathbf{x} = \int_{\mathbb{R}^3} \frac{\|\mathbf{B}(\mathbf{x})\|_2^2}{B_{\max}^2} \, d\mathbf{x} \quad (\text{B.7})$$

where E_{\max} and B_{\max} denote respectively the maximum value of the Euclidean norm of the electric field and magnetic induction, *i.e.*

$$E_{\max} = \max_{\mathbf{x} \in \mathbb{R}^3} \sqrt{|E_1(\mathbf{x})|^2 + |E_2(\mathbf{x})|^2 + |E_3(\mathbf{x})|^2}.$$