



HAL
open science

Synthesis of 5-Substituted 1,2,3-Triazolyl-4-phosphonate through Cross-Coupling Reactions of 5-Iodo-1,2,3-triazolyl-4-phosphonate

Emilie Thiery, Vanny You, Anne-Sophie Mora, Mohamed Abarbri

► **To cite this version:**

Emilie Thiery, Vanny You, Anne-Sophie Mora, Mohamed Abarbri. Synthesis of 5-Substituted 1,2,3-Triazolyl-4-phosphonate through Cross-Coupling Reactions of 5-Iodo-1,2,3-triazolyl-4-phosphonate. *European Journal of Organic Chemistry*, 2016, 2016 (3), pp.529-534. 10.1002/ejoc.201501266 . hal-01276734

HAL Id: hal-01276734

<https://hal.science/hal-01276734>

Submitted on 19 Feb 2016

HAL is a multi-disciplinary open access archive for the deposit and dissemination of scientific research documents, whether they are published or not. The documents may come from teaching and research institutions in France or abroad, or from public or private research centers.

L'archive ouverte pluridisciplinaire **HAL**, est destinée au dépôt et à la diffusion de documents scientifiques de niveau recherche, publiés ou non, émanant des établissements d'enseignement et de recherche français ou étrangers, des laboratoires publics ou privés.

Cross-Coupling Reactions

Synthesis of 5-Substituted 1,2,3-Triazolyl-4-phosphonate through Cross-Coupling Reactions of 5-Iodo-1,2,3-triazolyl-4-phosphonate

Emilie Thiery,^[a] Vanny You,^[a] Anne-Sophie Mora,^[a] and Mohamed Abarbri*^[a]

Abstract: Two methods for the preparation of 5-iodo-1,2,3-triazolyl-4-phosphonate were explored. This compound was then functionalized by Suzuki and Stille cross-coupling reaction to

obtain 5-aryl-, 5-heteroaryl- or 5-alkenyl-1,2,3-triazolyl-4-phosphonates.

Introduction

Substituted 1,2,3-triazoles are very important heterocyclic compounds because of their numerous applications to material sciences and medicinal chemistry.^[1] They are readily prepared by 1,3-dipolar cycloaddition reactions of azides with alkynes.^[2] Interest in phosphorus compounds has increased as these groups, especially phosphonates and phosphonic acids, are present in a number of new therapeutic agents for various diseases,^[3] such as diabetes, asthma, inflammation, cancer and malaria. Surprisingly, few examples of synthesis in the preparation of 1,2,3-triazolylphosphonates have been described in the literature. In 2002, the synthesis of 1,2,3-triazolyl-4-phosphonate was reported by a metal-free 1,3-dipolar cycloaddition reaction from ethynylphosphonate and azide in toluene. The reaction was not regioselective, and a quantity of isomer 5-phosphonate was observed.^[4] More recently, preparation of phosphohistidine analogues through “click” reactions in the presence of Cu or Ru catalysts has been reported. The regioselectivity depends on a catalyst to prepare analogues of 1-pHis or 3-pHis (Figure 1).^[5] Artyushin et al. reported the catalyst-free 1,3-dipolar cycloaddition reaction of phosphorylated azides promoted by water.^[6] Internal symmetric alkynes were used to avoid the problem of regioselectivity. Li et al. reported the regioselective synthesis of 1,2,3-triazolyl-5-phosphonates by copper(I)-catalysed three-component reaction from azides, alkynes, and *H*-phosphates.^[7] An alternative to the “click” reaction for the synthesis of 1,2,3-triazole was a metal-free three-component reaction from an azide, aldehyde, and nitro group.^[8] However, only one 1,2,3-triazolyl-4-phosphonate has been described by using this methodology. We have focused on the synthesis of 5-halo-1,2,3-triazolyl-4-phosphonate for use in a cross-cou-

pling reaction to obtain new 5-aryl- or 5-alkenyl-1,2,3-triazolyl-4-phosphonates. In 2014, 5-bromo-1,2,3-triazolyl-4-phosphonate was synthesized by Ru-catalysed cycloaddition reaction from 1-haloalkyne and organic azides, but this method required the preparation of non-commercial diethyl bromoethynylphosphonate.^[9] We propose here two methods of synthesis of 5-iodo-1,2,3-triazolyl-4-phosphonate and its use in Suzuki and Stille cross-coupling reactions.

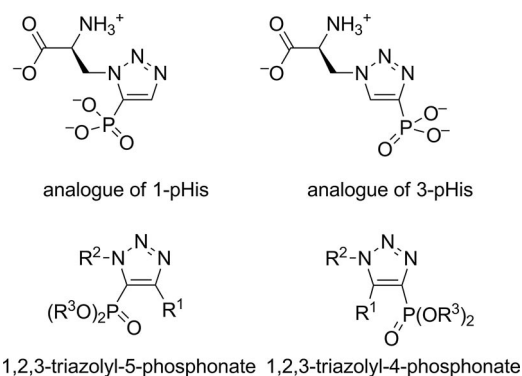


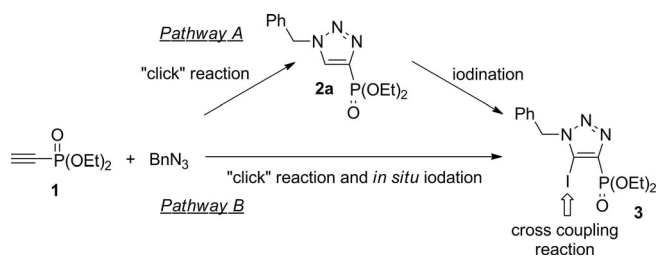
Figure 1. 1,2,3-Triazolyl phosphorus compounds.

Results and Discussion

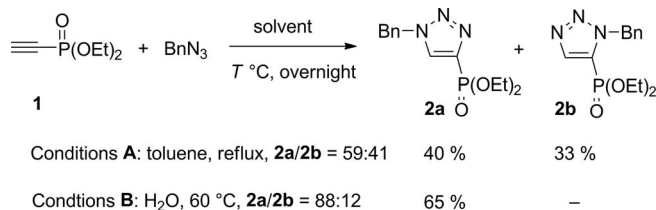
Two pathways can be envisaged to prepare 5-iodo-1,2,3-triazolyl-4-phosphonate. The Click reaction would make it possible to obtain diethyl 1-benzyl-1*H*-1,2,3-triazol-4-ylphosphonate (**2a**), which could be iodated in 5-position (Scheme 1, Pathway A). 1,3-Dipolar cycloaddition reaction of organic azides and ethyl ethynylphosphonates takes place in toluene or in water without a catalyst.^[4,5b,6] In the case of diethyl ethylphosphonate and benzyl azide in our studies, total conversion was observed overnight in toluene at reflux temperatures or in water at 60 °C (Scheme 2). Regioselectivity depends on the solvent, but in two cases 1,2,3-triazolyl-4-phosphonate **2a** and 5-phosphonate **2b** regioisomers were obtained. They could be separated by chromatography with silica gel and isolated to give good yields.

[a] Laboratoire d'Infectiologie et Santé Publique (UMR Université François Rabelais/INRA 1282), Université François Rabelais, Faculté des Sciences, Parc de Grandmont, 37200 Tours, France
E-mail: mohamed.abarbri@univ-tours.fr
<http://chimie.sciences.univ-tours.fr>

Supporting information for this article is available on the WWW under <http://dx.doi.org/10.1002/ejoc.201501266>.

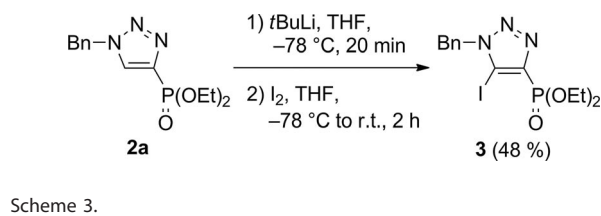


Scheme 1.



Scheme 2.

Iodination of **2a** was first envisaged with *N*-iodosuccinimide but without success. Deprotonation with a strong base followed by addition of iodine was then tried. Only 20 % conversion was observed with *n*-butyllithium and *tert*-butyllithium was required to obtain 90 % conversion. Compound **3** was isolated in 48 % yield (Scheme 3), and finally compound **3** was prepared in two steps in 31 % yield from compound **1**.



Scheme 3.

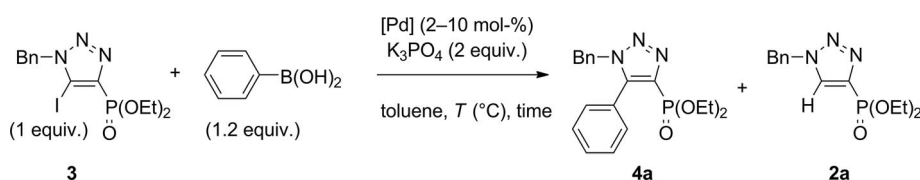
Another pathway was 1,3-dipolar cycloaddition reaction and in situ iodination of diethyl ethynylphosphonate and benzyl azide (Scheme 1, Pathway B). Wu et al. reported the synthesis of 5-iodo-4-phenyl-1,2,3-triazole in a one-pot reaction promoted by copper(I) salt,^[10] the mechanism of which was recently discussed by Zhu et al.^[11] Under similar conditions, 1,3-dipolar cycloaddition reaction of benzyl azide and diethyl ethynylphosphonate, catalysed by copper iodide in the presence of triethylamine and iodine in tetrahydrofuran (THF), led to 26 % yield of compound **3** (Table 1, Entry 1). The use of ethyldiisopropylamine and iodine chloride increased the yield to 52 and 61 %, respectively.

Table 1. One-pot procedure for preparation of **3**.

Entry	IX	R ₃ R	Yield [%] ^[a]
1	I ₂	Et ₃ N	26 %
2	I ₂	Et(<i>i</i> Pr) ₂ N	52 %
3	ICl	Et(<i>i</i> Pr) ₂ N	61 %

[a] Isolated yield.

Table 2. Suzuki reaction optimization.



Entry	[Pd] [mol-%]	T [°C]	Time	Conversion ^[a]	4a/2a ^[a]
1	Pd ₂ dba ₃ (5)	50 °C	overnight	100 %	86: 14
2	PdCl ₂ (PPh ₃) ₂ (5)	50 °C	overnight	55 %	45:55
3	Pd(PPh ₃) ₄ (5)	50 °C	overnight	56 %	27: 73
4	PdCl ₂ (MeCN) ₂ (5)	50 °C	overnight	81 %	66:44
5	Pd ₂ dba ₃ (2)	MW150 °C	45 min	84 %	88:12
6	Pd ₂ dba ₃ (2)	MW180 °C	30 min	86 %	89:11
7	Pd ₂ dba ₃ (5)	MW180 °C	45 min	94 %	89:11
8	Pd ₂ dba ₃ (10)	MW180 °C	45 min	100 %	86:14

[a] Determined by ¹H and ³¹P NMR spectroscopy.

respectively (Table 1, Entries 2 and 3). In each case we observed the formation of 10–40 % tetraethyl buta-1,3-diyne-1,4-diyl-di-phosphonate promoted by the presence of copper(I).^[12] No literature is available in the field of 5-iodo-1,2,3-triazolyl-4-phosphonate synthesis.

On the basis of previous work,^[13] compound **3** was used in Suzuki cross-coupling reactions. It should be noted that the conversion must be complete so that starting material **3** and product **4a** can be separated by chromatography with silica gel. To optimize the reaction protocol, we examined a range of palladium catalysts by using the coupling of **3** with phenylboronic acid as the test reaction in the presence of potassium phosphate in toluene at 50 °C for 18 h (Table 2). In each case compound **2a** from deiodation was observed by NMR spectroscopy. The use of tris(dibenzylideneacetone)dipalladium(0) as the catalyst provided a more effective reaction than the use of catalysts such as PdCl₂(PPh₃)₂, Pd(Ph₃)₄, and PdCl₂(MeCN)₂ (Table 2, Entries 1–4). Suzuki coupling reactions performed under microwave irradiation (Table 2, Entries 5–8) required a greater quantity of catalyst to obtain complete conversion and did not permit reduction of formation of compound **2a**. The use of *N,N*-dimethylformamide as solvent under microwave irradiation led to degradation of the product. Upon optimization, the best set of reaction conditions was found to be tris(dibenzylideneacetone)dipalladium(0) (5 mol-%) and potassium phosphate (2.0 equiv.) in toluene at 50 °C under conventional heating for 18 h.

A variety of available boronic acids were used to investigate the scope of the Suzuki cross-coupling reaction and the results are summarized in Table 3. As shown in Table 3, the procedure is a general one. It can thus accommodate various aryl and heteroaryl groups with reasonable yields. In the coupling reactions, no significant difference in performance occurred related to the nature of the substituent on the aromatic ring, such as an electron-donating (Table 3, Entries 2 and 4) or an electron-withdrawing group (Table 3, Entry 5).

Attention was next focused on the Stille cross coupling reaction between **3** and vinyltin or heteroaryl tin reagents (Scheme 4). Organotin reagents have previously proved to be efficient tools for transfer of the unsaturated unit on both the substrate and the reagent, with a high level of tolerance for numerous functions. To optimize the reaction protocol, we examined various temperature conditions. The reaction from **3** and (*E*)-trimethyl[2-(tributylstannyl)vinyl]silane in the presence of tris(dibenzylideneacetone) dipalladium(0) (5 %) and toluene as solvent were used as test conditions. Under microwave irradiation (Scheme 4, Condition A) only degradation products were formed. At room temperature (Scheme 4, Condition B) poor conversion was observed after 18 h (conversion 4 %). Complete conversion was obtained by heating the reaction overnight at 50 °C (Scheme 4, Condition C). Compound **5a** was isolated in 70 % yield. The reaction between **3** and tributyl(vinyl)stannane, tributyl(furan-3-yl)stannane, or tributyl(thiophen-3-yl)stannane resulted in good yields of expected compounds **5b–5d**. The mild experimental conditions of the Stille cross-coupling reaction led to functional dienes **5**, and no polymerization products were detected.

Table 3. Scope of the Suzuki cross-coupling reaction with various boronic acid partners.^[a]

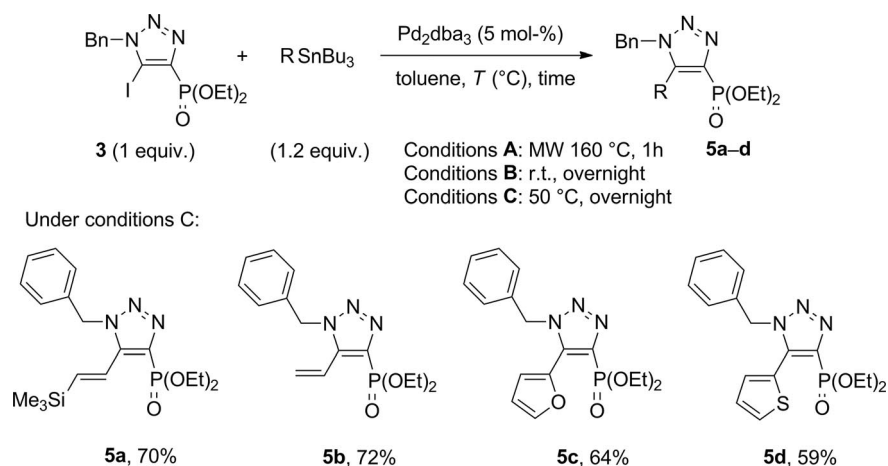
Reaction scheme showing the Suzuki cross-coupling of compound **3** (1 equiv.) with an aryl boronic acid **Ar-B(OH)₂** (1.2 equiv.) using Pd₂dba₃ (5 mol-%) and K₃PO₄ (2 equiv.) in toluene at 50 °C overnight to yield product **4a-f**.

Entry	RB(OH) ₂	Product	Yield [%] ^[a]
1			65
2			62
3 ^[c]			71
4			74
5			54
6			34

[a] Isolated yield.

Conclusions

In summary, we have developed a new way to produce 5-substituted 1,2,3-triazolyl-4-phosphonate by cross-coupling reaction by using a previously unknown 5-iodo 1,2,3-substituted-4-phosphonate. The use of Suzuki or Stille conditions allowed us to synthesize good yields of 5-vinyl, aryl or heteroaryl 1,2,3-triazolyl-4-phosphonates. Investigations to synthesize new substituted triazolyl phosphonate derivatives are currently in progress in our laboratory.



Scheme 4.

Experimental Section

General Methods: All reactions were carried out under an argon atmosphere. TLC spots were examined under UV light. NMR spectra were recorded at 300 MHz for ^1H , 121 MHz for ^{31}P , and 75 MHz for ^{13}C with a BRUCKER AVANCE 300 spectrometer. Chemical shifts are reported relative to the residual chloroform peak ($\delta = 7.26$ ppm). Electrospray ionization mass spectrometry experiments (HRMS) were performed on a hybrid tandem quadrupole/time-of-flight (Q-TOF) instrument, equipped with a pneumatically assisted electrospray (Z-spray) ion source (Micromass, Manchester, U. K.) operated in positive mode.

Cycloaddition Reaction – General Procedure: Diethyl ethynylphosphonate (1 mmol, 162 mg) and benzyl bromide (1 mmol, 133 mg) were stirred in toluene under argon at 110 °C for 24 h. The solvent was evaporated under reduced pressure and the residue was purified by column chromatography with silica gel (dichloromethane/ethanol, 98:2 to 95:5). Two regioisomers **2a** and **2b** were isolated in 40 and 33 % yield, respectively.

Diethyl (1-Benzyl-1*H*-1,2,3-triazol-4-yl)phosphonate (2a): Yield 117 mg (40 %). White solid, m.p. 47–48 °C. IR: $\tilde{\nu} = 3104, 2990, 2912, 1506, 1459, 1442, 1392, 1265, 1246 \text{ cm}^{-1}$. ^1H NMR (CDCl_3 , 300 MHz): $\delta = 7.91$ (s, 1 H), 7.37 (m, 3 H), 7.28 (m, 2 H), 5.56 (s, 2 H), 4.17 (m, 4 H), 1.32 (t, $J = 6.9$ Hz, 6 H) ppm. ^{31}P NMR (CDCl_3 , 121 MHz): $\delta = 6.6$ ppm. ^{13}C NMR (CDCl_3 , 75 Hz): $\delta = 137.8$ (d, $J_{\text{C-P}} = 237.2$ Hz), 133.6, 130.5 (d, $J_{\text{C-P}} = 33.2$ Hz), 129.4 (2 C), 129.2, 128.5 (2 C), 63.5 (d, $J_{\text{C-P}} = 5.8$ Hz, 2 C), 54.4, 16.3 (d, $J_{\text{C-P}} = 6.5$ Hz, 2 C) ppm. HRMS (ESI): m/z calcd. for $\text{C}_{13}\text{H}_{19}\text{N}_3\text{O}_3\text{P}$ [$\text{M} + \text{H}$] $^+$ 296.11585; found 296.11558 (0.9 ppm).

Diethyl (3-Benzyl-3*H*-1,2,3-triazol-4-yl)phosphonate (2b): Yield 97 mg (33 %). White oil. IR: $\tilde{\nu} = 2984, 2905, 1497, 1456, 1443, 1394, 1369, 1256, 1213, 1166, 1096, 1011 \text{ cm}^{-1}$. ^1H NMR (CDCl_3 , 300 MHz): $\delta = 8.00$ (s, 1 H), 7.31 (m, 5 H), 5.81 (s, 2 H), 3.93 (m, 4 H), 1.18 (t, $J = 7.2$ Hz, 6 H) ppm. ^{31}P NMR (CDCl_3 , 121 MHz): $\delta = 3.49$ ppm. ^{13}C NMR (CDCl_3 , 75 Hz): $\delta = 141.0$ (d, $J_{\text{C-P}} = 20.2$ Hz), 134.9, 128.6 (2 C), 128.4, 127.9 (2 C), 126.0 (d, $J_{\text{C-P}} = 218.5$ Hz), 63.3 (d, $J_{\text{C-P}} = 5.6$ Hz), 53.5, 16.0 (d, $J_{\text{C-P}} = 6.5$ Hz) ppm. HRMS (ESI): m/z calcd. for $\text{C}_{13}\text{H}_{19}\text{N}_3\text{O}_3\text{P}$ [$\text{M} + \text{H}$] $^+$ 296.11585; found 296.11554 (1.0 ppm).

Copper-Catalysed Cycloaddition Reaction – General Procedure: A Schlenk flask loaded with diethylethynylphosphonate (2.7 mmol, 437 mg), benzylazide (2.7 mmol, 359 mg), and copper iodide (2.7 mmol, 513 mg) was placed under vacuum for 10 min and filled

with argon. Then toluene (3 mL), ethyldiisopropylamine (3.2 mmol, 528 μL) and diide (3.2 mmol, 813 mg) in toluene (5 mL) were introduced at 0 °C and the mixture was stirred at room temperature for 18 h. The reaction mixture was diluted with water (20 mL) and EtOAc (20 mL) and filtered through Celite[®]. The aqueous phase was extracted with EtOAc (2 \times 15 mL). The organic phases were washed with aqueous $\text{Na}_2\text{S}_2\text{O}_3$ solution (20 %, 20 mL) and saturated aqueous NaCl solution (20 mL), dried with MgSO_4 , filtered, and concentrated under reduced pressure. The residue was purified by column chromatography with silica gel (petroleum ether/ethyl acetate, 1:1).

Diethyl (1-Benzyl-5-iodo-1*H*-1,2,3-triazol-4-yl)phosphonate (3): Yield 692 mg (61 %). Yellow solid, m.p. 63 °C. IR: $\tilde{\nu} = 2987, 2907, 1497, 1453, 1439, 1392, 1253, 1230, 1219 \text{ cm}^{-1}$. ^1H NMR (CDCl_3 , 300 MHz): $\delta = 7.33$ (m, 5 H), 5.66 (s, 2 H), 4.25 (m, 4 H), 1.38 (td, $J = 7.2, 0.6$ Hz, 6 H) ppm. ^{31}P NMR (CDCl_3 , 121 MHz): $\delta = 5.3$ ppm. ^{13}C NMR (CDCl_3 , 75 Hz): $\delta = 142.6$ (d, $J_{\text{C-P}} = 241.3$ Hz), 133.7, 129.1 (2 C), 128.9, 128.1 (2 C), 86.2 (d, $J_{\text{C-P}} = 33.7$ Hz), 63.5 (d, $J_{\text{C-P}} = 5.8$ Hz, 2 C), 54.5, 16.4 (d, $J_{\text{C-P}} = 6.5$ Hz, 2 C) ppm. HRMS (ESI): m/z calcd. for $\text{C}_{13}\text{H}_{17}\text{IN}_3\text{O}_3\text{P}$ [$\text{M} + \text{H}$] $^+$ 422.01250; found 422.01211 (0.9 ppm).

Suzuki Reaction – General Procedure: A Schlenk flask loaded with **3** (0.25 mmol, 105 mg), tris(dibenzylideneacetone)dipalladium (0.01 mmol, 9 mg), boronic acid (1 mmol), and potassium phosphate (1.5 mmol, 318 mg) was placed under vacuum for 10 min and filled with argon. Then toluene (2.5 mL) was introduced and the reaction mixture was stirred at 100 °C for 18 h. After cooling, the reaction mixture was diluted with water (20 mL) and extracted with EtOAc (2 \times 15 mL). The organic phase was washed with saturated aqueous NaCl solution (20 mL), dried with MgSO_4 , filtered, and concentrated under reduced pressure. The residue was purified by column chromatography with silica gel (petroleum ether/ethyl acetate, 1:1).

Diethyl (1-Benzyl-5-phenyl-1*H*-1,2,3-triazol-4-yl)phosphonate (4a):^[8] Yield 60 mg (65 %). Clear oil. IR: $\tilde{\nu} = 2981, 1497, 1479, 1455, 1414, 1392, 1244 \text{ cm}^{-1}$. ^1H NMR (CDCl_3 , 300 MHz): $\delta = 7.47$ (m, 3 H), 7.28 (m, 5 H), 7.04 (m, 2 H), 5.46 (s, 2 H), 4.12 (m, 4 H), 1.21 (td, $J = 7.2, 0.3$ Hz, 6 H) ppm. ^{31}P NMR (CDCl_3 , 121 MHz): $\delta = 7.3$ ppm. ^{13}C NMR (CDCl_3 , 75 Hz): $\delta = 143.1$ (d, $J_{\text{C-P}} = 32.9$ Hz), 136.0 (d, $J_{\text{C-P}} = 239.6$ Hz), 134.7, 130.2, 130.0 (2 C), 128.9 (2 C), 128.7 (2 C), 128.4, 127.6 (2 C), 125.7, 62.8 (d, $J_{\text{C-P}} = 5.8$ Hz, 2 C), 52.1, 16.2 (d, $J_{\text{C-P}} = 6.8$ Hz, 2 C) ppm. HRMS (ESI): m/z calcd. for $\text{C}_{19}\text{H}_{23}\text{N}_3\text{O}_3\text{P}$ [$\text{M} + \text{H}$] $^+$ 372.14715; found 372.14695 (0.6 ppm).

Diethyl (1-Benzyl-5-(4-methoxyphenyl)-1H-1,2,3-triazol-4-yl)phosphonate (4b): Yield 65 mg (62 %). Clear oil. IR: $\tilde{\nu}$ = 2982, 2933, 2909, 1613, 1488, 1443, 1393, 1294, 1247 cm^{-1} . ^1H NMR (CDCl_3 , 300 MHz): δ = 7.30 (m, 3 H), 7.23 (d, J = 9.0 Hz, 2 H), 7.07 (m, 2 H), 6.96 (d, J = 8.7 Hz, 2 H), 5.46 (s, 2 H), 4.13 (m, 4 H), 3.87 (s, 3 H), 1.25 (td, J = 7.2, 0.6 Hz, 6 H) ppm. ^{31}P NMR (CDCl_3 , 121 MHz): δ = 7.6 ppm. ^{13}C NMR (CDCl_3 , 75 Hz): δ = 161.1, 143.2 (d, $J_{\text{C-P}}$ = 33.1 Hz), 135.8 (d, $J_{\text{C-P}}$ = 239.6 Hz), 135.0, 131.5 (2 C), 129.0 (2 C), 128.5, 127.6 (2 C), 117.6, 114.2 (2 C), 63.0 (d, $J_{\text{C-P}}$ = 5.9 Hz, 2 C), 55.5, 52.0, 16.2 (d, $J_{\text{C-P}}$ = 6.6 Hz, 2 C) ppm. HRMS (ESI): m/z calcd. for $\text{C}_{20}\text{H}_{25}\text{N}_3\text{O}_4\text{P}$ [$\text{M} + \text{H}$] $^+$ 402.15772; found 402.15762 (–0.24 ppm).

Diethyl [1-Benzyl-5-(6-methoxynaphthalen-2-yl)-1H-1,2,3-triazol-4-yl]phosphonate (4c): Yield 80 mg (71 %). Clear oil. IR: $\tilde{\nu}$ = 2982, 2901, 1629, 1610, 1542, 1499, 1456, 1442, 1421, 1391, 1248, 1220, 1017 cm^{-1} . ^1H NMR (CDCl_3 , 300 MHz): δ = 7.76 (d, J = 8.4 Hz, 1 H), 7.64 (m, 2 H), 7.29 (dd, J = 8.7, 1.8 Hz, 1 H), 7.21 (m, 5 H), 7.03 (m, 2 H), 5.45 (s, 2 H), 4.08 (m, 4 H), 3.92 (s, 3 H), 1.15 (t, J = 7.2 Hz, 6 H) ppm. ^{31}P NMR (CDCl_3 , 121 MHz): δ = 7.6 ppm. ^{13}C NMR (CDCl_3 , 75 Hz): δ = 159.0, 143.4 (d, $J_{\text{C-P}}$ = 32.9 Hz), 136.0 (d, $J_{\text{C-P}}$ = 239.6 Hz), 135.2, 135.0, 129.9 (2 C), 128.9 (2 C), 128.5, 128.1, 127.7 (2 C), 127.2, 127.1, 120.5, 120.0, 105.7, 63.0 (d, $J_{\text{C-P}}$ = 5.9 Hz, 2 C), 55.5, 52.2, 16.2 (d, $J_{\text{C-P}}$ = 6.7 Hz, 2 C) ppm. HRMS (ESI): m/z calcd. for $\text{C}_{24}\text{H}_{27}\text{N}_3\text{O}_4\text{P}$ [$\text{M} + \text{H}$] $^+$ 452.17337; found 452.17342 (0.12 ppm).

Diethyl {1-Benzyl-5-[4-(methylthio)phenyl]-1H-1,2,3-triazol-4-yl}phosphonate (4d): Yield 77 mg (74 %). Clear oil. IR: $\tilde{\nu}$ = 2982, 2925, 1604, 1497, 1476, 1441, 1392, 1245, 1017 cm^{-1} . ^1H NMR (CDCl_3 , 300 MHz): δ = 7.27 (m, 5 H), 7.18 (m, 2 H), 7.05 (m, 2 H), 7.44 (s, 2 H), 4.13 (m, 4 H), 2.51 (s, 3 H), 1.23 (t, J = 6.9 Hz, 6 H) ppm. ^{31}P NMR (CDCl_3 , 121 MHz): δ = 7.3 ppm. ^{13}C NMR (CDCl_3 , 75 Hz): δ = 142.8 (d, $J_{\text{C-P}}$ = 32.9 Hz), 142.0, 135.8 (d, $J_{\text{C-P}}$ = 239.0 Hz), 134.8, 130.2 (2 C), 128.9 (2 C), 128.5, 127.5 (2 C), 125.7 (2 C), 121.6, 63.0 (d, $J_{\text{C-P}}$ = 5.9 Hz), 52.0, 16.2 (d, $J_{\text{C-P}}$ = 6.5 Hz), 15.1 ppm. HRMS (ESI): m/z calcd. for $\text{C}_{20}\text{H}_{25}\text{N}_3\text{O}_3\text{PS}$ [$\text{M} + \text{H}$] $^+$ 418.13488; found 418.13479 (–0.20 ppm).

Diethyl [1-Benzyl-5-(4-fluoro-3-methylphenyl)-1H-1,2,3-triazol-4-yl]phosphonate (4e): Yield 54 mg (54 %). Clear oil. IR: $\tilde{\nu}$ = 2982, 2922, 2851, 1601, 1487, 1456, 1445, 1307, 1240, 1216 cm^{-1} . ^1H NMR (CDCl_3 , 300 MHz): δ = 7.29 (m, 3 H), 7.05 (m, 5 H), 5.43 (s, 2 H), 4.14 (m, 4 H), 2.24 (d, J = 1.5 Hz, 3 H), 1.24 (td, J = 7.2, 0.6 Hz, 6 H) ppm. ^{31}P NMR (CDCl_3 , 121 MHz): δ = 7.2 ppm. ^{19}F NMR (CDCl_3 , 282 MHz): δ = –114.2 ppm. ^{13}C NMR (CDCl_3 , 75 Hz): δ = 162.4 (d, $J_{\text{C-F}}$ = 248.1 Hz), 142.5 (d, $J_{\text{C-P}}$ = 32.9 Hz), 136.1 (d, $J_{\text{C-P}}$ = 239.3 Hz), 134.8, 133.3 (d, $J_{\text{C-F}}$ = 5.8 Hz), 129.3 (d, $J_{\text{C-F}}$ = 8.6 Hz), 128.9 (2 C), 128.5, 127.6 (2 C), 125.6 (d, $J_{\text{C-F}}$ = 17.8 Hz), 121.3 (d, $J_{\text{C-F}}$ = 3.8 Hz), 115.5 (d, $J_{\text{C-F}}$ = 23.0 Hz), 62.9 (d, $J_{\text{C-P}}$ = 5.9 Hz, 2 C), 52.2, 16.2 (d, $J_{\text{C-P}}$ = 6.5 Hz, 2 C), 14.5 (d, $J_{\text{C-F}}$ = 3.5 Hz) ppm. HRMS (ESI): m/z calcd. for $\text{C}_{20}\text{H}_{24}\text{FN}_3\text{O}_3\text{P}$ [$\text{M} + \text{H}$] $^+$ 404.15338; found 404.15336 (–0.05 ppm).

Diethyl [1-Benzyl-5-(furan-3-yl)-1H-1,2,3-triazol-4-yl]phosphonate (4f): Yield 31 mg (34 %). Clear oil. IR: $\tilde{\nu}$ = 2984, 2905, 1618, 1531, 1497, 1444, 1420, 1246, 1014 cm^{-1} . ^1H NMR (CDCl_3 , 300 MHz): δ = 7.66 (dd, J = 1.5, 0.9 Hz, 1 H), 7.50 (t, J = 1.8 Hz, 1 H), 7.33 (m, 3 H), 7.10 (m, 2 H), 6.53 (dd, J = 1.8, 0.9 Hz, 1 H), 5.57 (s, 2 H), 4.20 (m, 4 H), 1.31 (td, J = 6.9, 0.6 Hz, 6 H) ppm. ^{31}P NMR (CDCl_3 , 121 MHz): δ = 7.4 ppm. ^{13}C NMR (CDCl_3 , 75 Hz): δ = 143.9, 143.6, 135.8 (d, $J_{\text{C-P}}$ = 238.3 Hz), 135.7 (d, $J_{\text{C-P}}$ = 32.7 Hz), 134.9, 129.2 (2 C), 128.7, 126.9 (2 C), 110.9, 110.3, 63.2 (d, $J_{\text{C-P}}$ = 5.9 Hz, 2 C), 52.1, 16.3 (d, $J_{\text{C-P}}$ = 6.5 Hz, 2 C) ppm. HRMS (ESI): m/z calcd. for $\text{C}_{17}\text{H}_{20}\text{N}_3\text{O}_4\text{P}$ [$\text{M} + \text{H}$] $^+$ 362.12642; found 362.12617 (–0.69 ppm).

Stille Reaction – General Procedure: A Schlenk flask loaded with **3** (0.25 mmol, 105 mg), tris(dibenzylideneacetone)dipalladium (0.013 mmol, 9 mg), and organostannane (0.3 mmol) was placed

under vacuum for 10 min and filled with argon. Then toluene (2.5 mL) was introduced and the reaction mixture was stirred at 50 °C for 18 h. The reaction mixture was filtered through Celite® and concentrated under reduced pressure. The residue was purified by column chromatography with silica gel (petroleum ether/ethyl acetate, 1:1).

Diethyl {1-Benzyl-5-[(E)-2-(trimethylsilyl)vinyl]-1H-1,2,3-triazol-4-yl}phosphonate (5a): Yield 69 mg (70 %). Clear oil. IR: $\tilde{\nu}$ = 2983, 2905, 1498, 1455, 1392, 1241, 1016 cm^{-1} . ^1H NMR (CDCl_3 , 300 MHz): δ = 7.33 (m, 3 H), 7.16 (m, 2 H), 6.78 (m, 2 H), 5.59 (s, 2 H), 4.21 (m, 4 H), 1.35 (td, J = 6.9, 0.3 Hz, 6 H), 0.08 (s, 9 H) ppm. ^{31}P NMR (CDCl_3 , 121 MHz): δ = 7.5 ppm. ^{13}C NMR (CDCl_3 , 75 Hz): δ = 144.6, 141.2 (d, $J_{\text{C-P}}$ = 33.5 Hz), 134.7 (d, $J_{\text{C-P}}$ = 237.3 Hz), 134.5, 129.1 (2 C), 128.6, 127.4 (2 C), 125.7, 63.2 (d, $J_{\text{C-P}}$ = 5.9 Hz, 2 C), 52.7, 16.4 (d, $J_{\text{C-P}}$ = 6.5 Hz, 2 C) ppm. HRMS (ESI): m/z calcd. for $\text{C}_{18}\text{H}_{28}\text{N}_3\text{O}_3\text{PSi}$ [$\text{M} + \text{H}$] $^+$ 394.17103; found 394.17102 (–0.03 ppm).

Diethyl (1-Benzyl-5-vinyl-1H-1,2,3-triazol-4-yl)phosphonate (5b): Yield 56 mg (72 %). Clear oil. IR: $\tilde{\nu}$ = 2982, 2956, 1497, 1456, 1424, 1392, 1247, 1020 cm^{-1} . ^1H NMR (CDCl_3 , 300 MHz): δ = 7.32 (m, 1 H), 7.14 (m, 2 H), 6.72 (dd, J = 17.7, 11.7 Hz, 1 H), 6.05 (d, J = 17.7 Hz, 1 H), 5.70 (d, J = 11.7 Hz, 1 H), 5.61 (s, 2 H), 4.22 (quintd, J = 7.2, 1.2 Hz, 4 H), 1.35 (t, J = 7.2 Hz, 6 H) ppm. ^{31}P NMR (CDCl_3 , 121 MHz): δ = 7.5 ppm. ^{13}C NMR (CDCl_3 , 75 Hz): δ = 140.3 (d, $J_{\text{C-P}}$ = 36.6 Hz), 134.8 (d, $J_{\text{C-P}}$ = 229.2 Hz), 134.3, 129.1 (2 C), 128.6, 127.0 (2 C), 125.8, 120.2, 63.2 (d, $J_{\text{C-P}}$ = 5.9 Hz, 2 C), 52.3, 16.3 (d, $J_{\text{C-P}}$ = 6.5 Hz, 2 C) ppm. HRMS (ESI): m/z calcd. for $\text{C}_{15}\text{H}_{21}\text{N}_3\text{O}_3\text{P}$ [$\text{M} + \text{H}$] $^+$ 322.13150; found 322.13131 (–0.60 ppm).

Diethyl [1-Benzyl-5-(furan-2-yl)-1H-1,2,3-triazol-4-yl]phosphonate (5c): Yield 58 mg (64 %). Clear oil. IR: $\tilde{\nu}$ = 2983, 2905, 1520, 1497, 1456, 1443, 1393, 1250, 1016 cm^{-1} . ^1H NMR (CDCl_3 , 300 MHz): δ = 7.56 (dd, J = 1.8, 0.6 Hz, 1 H), 7.26 (m, 3 H), 7.17 (m, 2 H), 6.53 (dd, J = 3.6, 1.8 Hz, 1 H), 5.82 (s, 2 H), 4.22 (quint, J = 7.2 Hz, 4 H), 1.33 (td, J = 7.2, 0.6 Hz, 6 H) ppm. ^{31}P NMR (CDCl_3 , 121 MHz): δ = 6.9 ppm. ^{13}C NMR (CDCl_3 , 75 Hz): δ = 144.3, 139.5, 134.9, 134.5 (d, $J_{\text{C-P}}$ = 236.6 Hz), 133.4 (d, $J_{\text{C-P}}$ = 32.3 Hz), 128.9 (2 C), 128.65, 127.6 (2 C), 115.8, 112.4, 63.4 (d, $J_{\text{C-P}}$ = 5.9 Hz, 2 C), 53.7, 16.3 (d, $J_{\text{C-P}}$ = 6.7 Hz, 2 C) ppm. HRMS (ESI): m/z calcd. for $\text{C}_{17}\text{H}_{20}\text{N}_3\text{O}_4\text{P}$ [$\text{M} + \text{H}$] $^+$ 362.12642; found 362.12612 (–0.83 ppm).

Diethyl [1-Benzyl-5-(thiophen-2-yl)-1H-1,2,3-triazol-4-yl]phosphonate (5d): Yield 56 mg (59 %). Clear oil. ^1H NMR (CDCl_3 , 300 MHz): δ = 7.55 (dd, J = 5.1, 0.9 Hz, 1 H), 7.30 (m, 3 H), 7.22 (dd, J = 3.6, 1.2 Hz, 1 H), 7.13 (dd, J = 5.1, 3.6 Hz, 1 H), 7.08 (m, 2 H), 5.57 (s, 2 H), 4.16 (m, 4 H), 1.27 (t, J = 6.9 Hz, 6 H) ppm. ^{31}P NMR (CDCl_3 , 121 MHz): δ = 6.8 ppm. ^{13}C NMR (CDCl_3 , 75 Hz): δ = 137.1 (d, $J_{\text{C-P}}$ = 238.3 Hz), 136.7 (d, $J_{\text{C-P}}$ = 32.1 Hz), 134.7, 131.8, 129.7, 129.0 (2 C), 128.5, 127.7, 127.5 (2 C), 124.1 (C), 63.1 (d, $J_{\text{C-P}}$ = 5.9 Hz), 52.3, 16.3 (d, $J_{\text{C-P}}$ = 6.7 Hz) ppm. HRMS (ESI): m/z calcd. for $\text{C}_{17}\text{H}_{20}\text{N}_3\text{O}_3\text{PS}$ [$\text{M} + \text{H}$] $^+$ 378.10358; found 378.10338 (–0.52 ppm).

Keywords: Synthetic methods · Click chemistry · Cycloaddition · Cross-coupling · Nitrogen heterocycles

- [1] a) Q. Wang, T. R. Chan, R. Hilgraf, V. V. Fokin, K. B. Sharpless, M. G. Finn, *J. Am. Chem. Soc.* **2003**, *125*, 3192–3193; b) A. J. Link, D. A. Tirrell, *J. Am. Chem. Soc.* **2003**, *125*, 11164–11165; c) A. Deiters, T. A. Cropp, M. Mukherji, J. W. Chin, J. C. Anderson, P. G. Schultz, *J. Am. Chem. Soc.* **2003**, *125*, 11782–11783; d) H. C. Kolb, K. B. Sharpless, *Drug Discovery Today* **2003**, *8*, 1128–1137; e) L. Cosyn, K. K. Palaniappan, S.-K. Kim, H. T. Duong, Z.-G. Gao, K. A. Jacobson, S. van Calenberg, *J. Med. Chem.* **2006**, *49*, 7373–7383; f) T. L. Mindt, H. Struthers, L. Brans, T. Angelov, C. Schweinsberg, V. Maes, D. Tourw, R. Schibli, *J. Am. Chem. Soc.* **2006**, *128*, 15096–

- 15097; g) A. D. Moorhouse, A. M. Santos, M. Gunaratnam, M. Moore, S. Neidle, J. E. Moses, *J. Am. Chem. Soc.* **2006**, *128*, 15972–15973; h) B. L. Wilkinson, L. F. Bornaghi, T. A. Houston, A. Innocenti, D. Vullo, C. T. Supuran, S.-A. Poulsen, *J. Med. Chem.* **2007**, *50*, 1651–1657.
- [2] a) H. C. Kolb, M. G. Finn, K. B. Sharpless, *Angew. Chem. Int. Ed.* **2001**, *40*, 2004–2021; *Angew. Chem.* **2001**, *113*, 2056–2075; b) C. Spiteri, J. E. Moses, *Angew. Chem. Int. Ed.* **2010**, *49*, 31–33; *Angew. Chem.* **2010**, *122*, 33–36; c) for a special issue on click chemistry, see: *Chem. Soc. Rev.* **2010**, *39*, 1221–1408.
- [3] C. S. Demmer, N. Krosgaard-Larsen, L. Bunch, *Chem. Rev.* **2011**, *111*, 7981–8006.
- [4] S. Radi, H. B. Lazrek, *J. Chem. Res.* **2002**, 264–266.
- [5] a) J.-M. Kee, B. Villani, L. R. Carpenter, T. W. Muir, *J. Am. Chem. Soc.* **2010**, *132*, 14327–14329; b) S. Mukai, G. R. Flematti, L. T. Byrne, P. G. Besant, P. V. Attwood, M. J. Piggot, *Amino Acids* **2012**, *43*, 857–874.
- [6] O. I. Artyushin, E. V. Matveeva, I. S. Bushmarinov, I. L. Odinets, *ARKIVOC* **2012**, 252–263.
- [7] L. Li, G. Hao, A. Zhu, X. Fan, G. Zhang, L. Zhang, *Chem. Eur. J.* **2013**, *19*, 14403–14406.
- [8] J. Thomas, J. John, N. Parekh, W. Dehaen, *Angew. Chem. Int. Ed.* **2014**, *53*, 10155–10159.
- [9] J. S. Oakdale, R. K. Sit, V. V. Fokin, *Chem. Eur. J.* **2014**, *20*, 11101–11110.
- [10] Y.-M. Wu, J. Deng, Y. Li, Q.-Y. Chen, *Synthesis* **2005**, 1314–1318.
- [11] D. N. Barsoum, N. Okashah, X. Zhang, L. Zhu, *J. Org. Chem.* **2015**, *80*, 9542–9551.
- [12] S. G. Dutremez, C. Guerin, B. J. L. Henner, V. Tomberli, *Phosphorus Sulfur Silicon Relat. Elem.* **2000**, *160*, 251–269.
- [13] a) J. Deng, Y.-M. Wu, Q.-Y. Chen, *Synthesis* **2005**, 2730–2738; b) E. Thiery, M. Abarbri, *Synthesis* **2014**, *46*, 2757–2762.

Received: October 2, 2015

Published Online: December 9, 2015