



HAL
open science

Effects of agroforestry on Phytoseiidae communities (Acari: Mesostigmata) in vineyards. A synthesis of a 10-year period of observations

Marie-Stéphane Tixier, Anthony Arnaud, Martial Douin, Serge Kreiter

► To cite this version:

Marie-Stéphane Tixier, Anthony Arnaud, Martial Douin, Serge Kreiter. Effects of agroforestry on Phytoseiidae communities (Acari: Mesostigmata) in vineyards. A synthesis of a 10-year period of observations. *Acarologia*, 2015, 55, pp.361-375. 10.1051/acarologia/20152182 . hal-01276722


HAL Id: hal-01276722

<https://hal.science/hal-01276722>

Submitted on 19 Feb 2016

HAL is a multi-disciplinary open access archive for the deposit and dissemination of scientific research documents, whether they are published or not. The documents may come from teaching and research institutions in France or abroad, or from public or private research centers.

L'archive ouverte pluridisciplinaire **HAL**, est destinée au dépôt et à la diffusion de documents scientifiques de niveau recherche, publiés ou non, émanant des établissements d'enseignement et de recherche français ou étrangers, des laboratoires publics ou privés.



ACAROLOGIA

A quarterly journal of acarology, since 1959
Publishing on all aspects of the Acari

All information:



<http://www1.montpellier.inra.fr/CBGP/acarologia/>
acarologia@supagro.inra.fr



**Acarologia is proudly non-profit,
with no page charges and free open access**

Please help us maintain this system by
encouraging your institutes to subscribe to the print version of the journal
and by sending us your high quality research on the Acari.

Subscriptions: Year 2015 (Volume 55): 300 €

<http://www1.montpellier.inra.fr/CBGP/acarologia/subscribe.php>

Previous volumes (2010-2014): 220 € / year (4 issues)

Acarologia, CBGP, CS 30016, 34988 MONTFERRIER-sur-LEZ Cedex, France

Acarologia is under **free license** and distributed under the terms of the Creative Commons-BY-NC-ND which permits unrestricted non-commercial use, distribution, and reproduction in any medium, provided the original author and source are credited.

Effects of agroforestry on Phytoseiidae communities (Acari: Mesostigmata) in vineyards. A synthesis of a 10-year period of observations.

Marie-Stéphane TIXIER*, Anthony ARNAUD, Martial DOUIN and Serge KREITER

(Received 20 July 2015; accepted 15 October 2015; published online 18 December 2015)

Montpellier SupAgro, UMR CBGP INRA/IRD/CIRAD/SupAgro, 755 avenue du Campus International Agropolis (Baillarguet), CS 30 016, 34 988 Montferrier-sur-Lez cedex, France. marie-stephane.tixier@supagro.fr (* Corresponding Author), anthony.arnaud.1988@gmail.com, martial.douin@supagro.fr, serge.kreiter@supagro.fr

ABSTRACT — Several species of the predatory mite family Phytoseiidae are of major economic importance for biological pest control in crops, including grapevines. Plant diversification in agrosystems is reported to enhance useful biodiversity and provide ecosystem services. Thus, agroforestry, which consists in co-planting trees and crops, is assumed to be a possible way to ensure regulation of pest outbreaks by phytoseiid mites. This paper investigates the effect of trees (*Pinus pinea* and *Sorbus domestica*) within vineyards on Phytoseiidae communities. Five experimental plots were considered, two where vines were co-planted with *P. pinea* and *S. domestica*, and three monoculture plots: vines, *P. pinea* and *S. domestica*. Sampling was carried out on vines and trees in 2003, 2004, 2005, 2010 and 2012. A higher Phytoseiidae diversity was observed in agroforestry plots than in monoculture plots. *Kampimodromus aberrans* (replacing *T. [T.] exhilaratus*) seemed to colonize these plots 15 years after its plantation, especially when vines were co-planted with *P. pinea*. Factors affecting these faunistic changes are discussed. Effects on Phytoseiidae densities differed depending on grape cultivar-tree species associations. Factors affecting these interactions are discussed; plant diversity does not simply lead to a higher density and diversity of natural enemies.

KEYWORDS — *Pinus pinea*; *Sorbus domestica*; *Vitis vinifera*; Agro-Ecology; Phytoseiidae

INTRODUCTION

Relationship between biodiversity and pest control is of major interest for sustainable crop production in a framework of agroecological researches (Philpott 2013; Crowder and Jabbour 2014). In several meta-analyses (*i.e.* Poveda *et al.* 2008; Letourneau *et al.* 2011; Veres *et al.* 2013), herbivore suppression, enemy enhancement, and crop damage suppression effects were significantly associated with diversified crops. The main ecological mechanisms supporting such outcomes are (i) an effect of crop diversification on microclimate and

crop physiology and then on associated fauna community (ii) the resource concentration hypothesis that states that in diversified crops, specialized herbivores have less concentrated and unlimited food supply than in monocultures and (iii) the natural enemies hypothesis that states that in diversified crops natural enemy abundance and diversity are higher because of more continuous and diversified resource availability (preys, pollen, nectar, refugia, microhabitats) compared to monocultures (*i.e.* Root 1973; Altieri and Whitcomb 1979; Stamps and Linit 1998; Altieri and Nicholls 2002; Tscharrntke *et al.*

2005; Teodoro *et al.* 2009; Ratnadass *et al.* 2012; Philpott 2013). The present study aims to test the latter hypotheses applying on the effect of agroforestry management of vineyards on the communities of a predatory mite family: Phytoseiidae. Phytoseiidae are well-known predatory mites; several species control pest mites and small phytophagous insects in several crops all around the world (McMurtry and Croft 1997; McMurtry *et al.* 2013) including vineyards (e.g. Kreiter *et al.* 2000; Serrano *et al.* 2005; Tixier *et al.* 2013). Most species are generalist predators feeding on preys but also on alternative foods as pollen, nectar, mycelium with efficient reproduction (McMurtry and Croft 1997; McMurtry *et al.* 2013). Various studies deal with factors affecting the natural occurrence of such generalist predators in crops, especially in relation to agrosystem diversification. Several authors document the features of uncultivated areas surrounding vineyards (*i.e.* plant composition, structure) that affect Phytoseiidae occurrence in those crops (e.g. Altieri and Letourneau 1982; Boller *et al.* 1988; Tixier *et al.* 1998; Escudero and Ferragut 1999; Kreiter *et al.* 2000, 2002; Zacarias and Moraes 2002; Kreiter *et al.* 2005; Tixier *et al.* 2006a). Plant diversity within plots is also assumed to affect diversity and Phytoseiidae density, some herbaceous and flowering plants being favourable to these predators (Flaherty 1969; Coli *et al.* 1994; Lozzia and Rigamonti 1998; Tixier *et al.* 1998; Kreiter *et al.* 2000, 2002; Nicholls *et al.* 2001; De Villiers and Pringle 2011; Dhiel *et al.* 2012; Moura *et al.* 2013). The hypothesis herein tested is that vine agroforestry management, *i.e.* combining trees and vines in a same field, could enhance biological control, by positively affecting Phytoseiidae communities in a framework of agroecological crop protection (Ratnadass *et al.* 2012). Effects of agroforestry on fauna biodiversity have not been fully studied yet. Impact of agroforestry in viticulture on Phytoseiidae density and diversity remains particularly poorly investigated. The studies carried out in the county Restinclières, Hérault, France constitute a major contribution with a long-term dispositive in which vine is co-planted with two trees (*Pinus pinea* L. or *Sorbus domestica* L.) (Barbar *et al.* 2005, 2006; Liguori *et al.* 2011). The present paper aims to present the most recent results obtained on Phy-

toseiidae communities in these plots (2012) as well as a synthesis of the previous surveys carried out for 10 years (Barbar *et al.* 2009; Liguori *et al.* 2011). The two main questions herein assessed at different time scales are: (i) Does agroforestry management affect Phytoseiidae density and diversity? (ii) Does agroforestry impact differ according to vine cultivars and co-planted tree species?

MATERIALS AND METHODS

Studied plots

The plots studied are located in the Hérault, Restinclières, located at 15 kms North of Montpellier (Prades-le-Lez, Hérault, France, 43°43'2.84"N, 3°51'35.95"E). Climate is sub-humid Mediterranean and soil is predominantly clay and limestone, shallow and very stony (Dupraz 2002; Barbar *et al.* 2006). Plots, planted in 1997 in a fallow land dating back 35 years (Dupraz, pers. comm.), are very close to each other (maximum 100 meters distant) in an area of less than 0.2 km² within the same climatic conditions and with same uncultivated neighbouring areas predominantly composed of *Pinus halepensis* Miller, *Quercus ilex* L., *Rosmarinus officinalis* L., *Rubus* sp. and *Viburnum tinus* L.

Five plots corresponding to the following modalities were considered: monocultural vine, vine co-planted with *S. domestica*, vine co-planted with *P. pinea*, monoculture of *S. domestica* and monoculture of *P. pinea* (Figure 1). In each vine plot (co-planted or not), two cultivars (Syrah and Grenache) were sampled. All vine plots considered (agroforestry managed and not) were similarly managed and treated with pesticides (6-8 chemical treatments per year to control downy and powdery mildews and *Scaphoideus titanus* Ball). The current fungicides used were tetraconazole, benalaxyl, mancozeb, metiram, pyraclostrobin, copper and tebuconazole and the only insecticide each year used (for controlling *S. titanus*) was chlorpyrifos ethyl. The pesticides applied were chosen for their low side-effects on Phytoseiidae and no acaricide was used for 15 years (<http://e-phy.agriculture.gouv.fr/>). Because co-planted trees are inside the cultivated vine

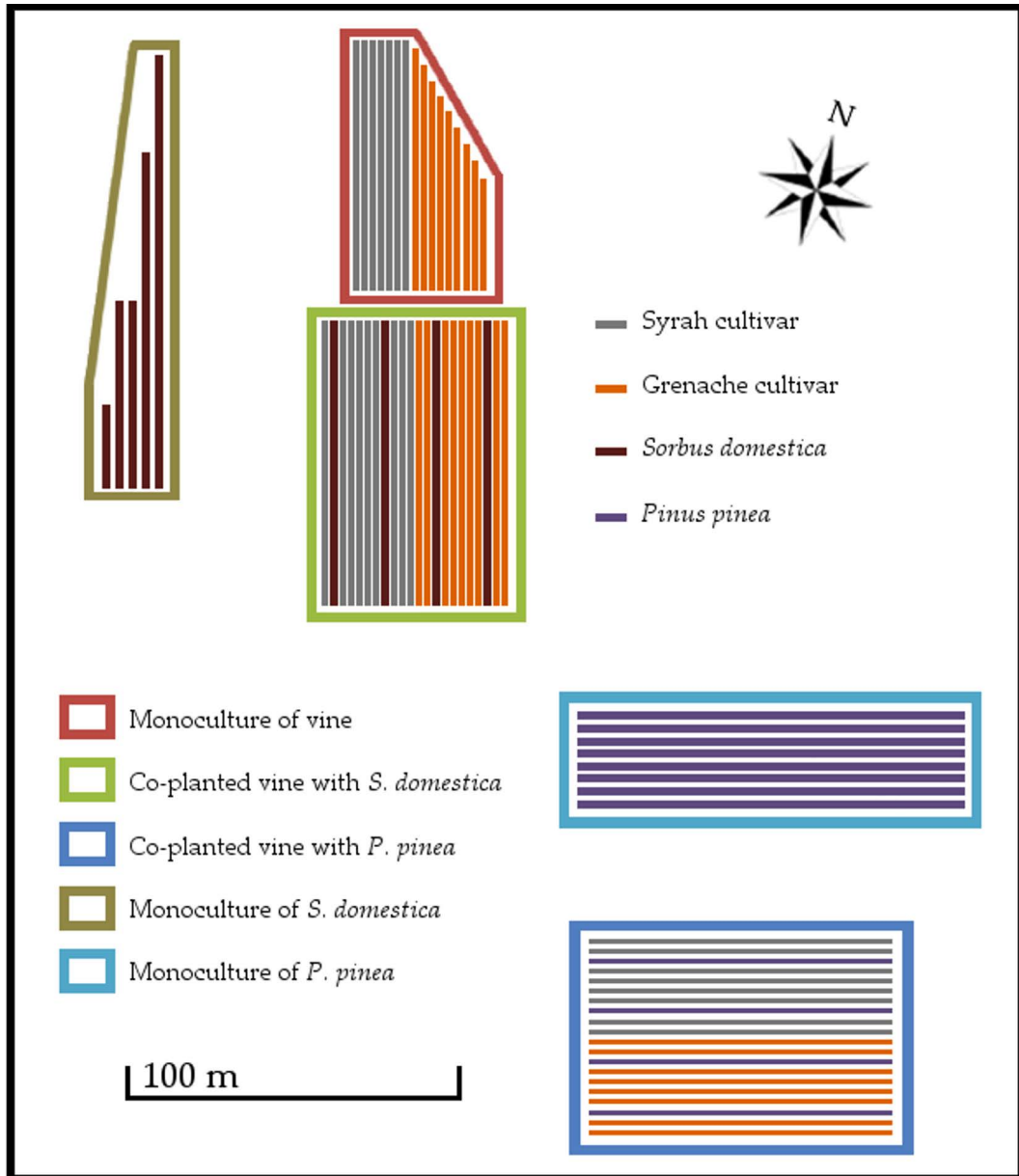


FIGURE 1: Localisation of the five experimental plots (monoculture of vine, *Sorbus domestica*, *Pinus pinea* and co-planted vine with these two trees) in the county land of Restinclières (Hérault, France).

plot, they received the same amount of pesticides as vine. The monoculture tree plots were untreated.

Samplings

Three to ten surveys per year were performed on the following dates: 2003 (29/IV, 27/V, 24/VI, 22/VII, 12/VIII), 2004 (27/IV, 18/V, 8/VI, 12/VII, 17/VIII, 7/IX), 2005 (10/V, 12/VII, 01/IX) 2010 (5/V, 18/V, 1/VI, 15/VI, 28/VI, 8/VII, 17/VII, 10/VIII, 15/IX) and 2012 (2/V, 15/V, 29/V, 12/VI, 26/VI, 10/VII, 24/VII, 7/VIII, 21/VIII, 11/IX). Because of a great heat wave in 2003 the densities remained low in 2004 and 2005. Thus, we wait for five years to explore agroforestry effects and carried out new surveys in 2010 and then in 2012.

The sampling unit was a leaf for grapevine, a composed leaf for *S. domestica* and a shoot (10 to 15 cm long) for *P. pinea*. The number of vine leaves (by cultivar), *S. domestica* composed leaves and *P. pinea* shoots taken at each date and for each plot ranged between 25-100, 15-100 and 15-120, respectively depending on the year. At the beginning of the surveys (2003-2005) the numbers of leaves sampled were higher because of low densities. Then after conducting statistical analyses to determine the optimal sample size, the number of leaves sampled decrease.

Leaves and shoots were placed in separate plastic bags and then brought back to laboratory in cooler boxes. Each leaf of grape and *S. domestica* was individually observed using a binocular microscope ($\times 20$ magnifications) and Phytoseiidae were counted and collected for mountings and identification. For statistical analyses, each leaf was considered as one replicate. Mites were extracted from *P. pinea* shoots using the "soaking-checking-washing-filtering" method (Boller 1984) considering all the shoots together and not individually because of the difficulty to observe and retrieve mites directly on pine needles. As the number of Phytoseiidae was determined for an entire sample of *P. pinea*, no statistical analysis was applied for this modality.

Only Phytoseiidae were counted and not the prey. Phytoseiidae present in French vineyards are actually generalist predators able to feed on other mites but also on insects, pollen, fungi, etc. (McMurtry and Croft 1997; Kreiter *et al.* 2000; Loren-

zon *et al.* 2012). No relationship between spatial distribution of these generalist predators and Tetranychidae is usually observed (Slone and Croft 2001; Stavriniades *et al.* 2010). Furthermore, during all the experimental years, no damage of phytophagous mites was observed and their densities have remained very low.

Mite identification

The collected Phytoseiidae were mounted on slides in Hoyer's medium and identified using a phase and interferential contrast microscope (Leica DMLB, Leica Microsystems SAS, Rueil-Malmaison, France) ($\times 400$ magnifications). Females were identified using specific keys (e.g. Tixier *et al.* 2013) and according to the nomenclature of Chant and McMurtry (2007). The study of Tixier *et al.* (2006b) was used to differentiate between *Typhlodromus* (*Typhlodromus*) *exhilaratus* Ragusa and *Typhlodromus* (*Typhlodromus*) *phialatus* Athias-Henriot. Slides are deposited in the mite collection of Montpellier SupAgro (UMR CBGP) and data compiled in a database.

Statistical analyses

Statistical tests were performed using R Statistical Software (R Core Team 2012). To compare Phytoseiidae densities (mean number of Phytoseiidae/leaf) between the different modalities and between vine varieties, a generalized linear model based on a quasi-Poisson distribution was used (McCullagh and Nelder 1989; Ver Hoef and Boveng 2007). Then an ANOVA-test adapted to generalize linear models was performed (Hastie and Pregibon, 1992; R Core Team, 2012). Finally, the contrasts method was used through the "esticon" function (Højsgaard *et al.* 2012) and corrected by the Holm-Bonferroni method (Holm 1979).

RESULTS

Species of Phytoseiidae

During all surveys, three species were mainly observed: *T. (T.) exhilaratus*, *T. (T.) phialatus* and *Kampimodromus aberrans* (Oudemans). *Typhlodromus* (*T.*) *exhilaratus* globally prevailed from 2003 to 2012 in monoculture of vine, in co-planted vine with *S. domestica* and on *S. domestica* and *P. pinea* co-planted

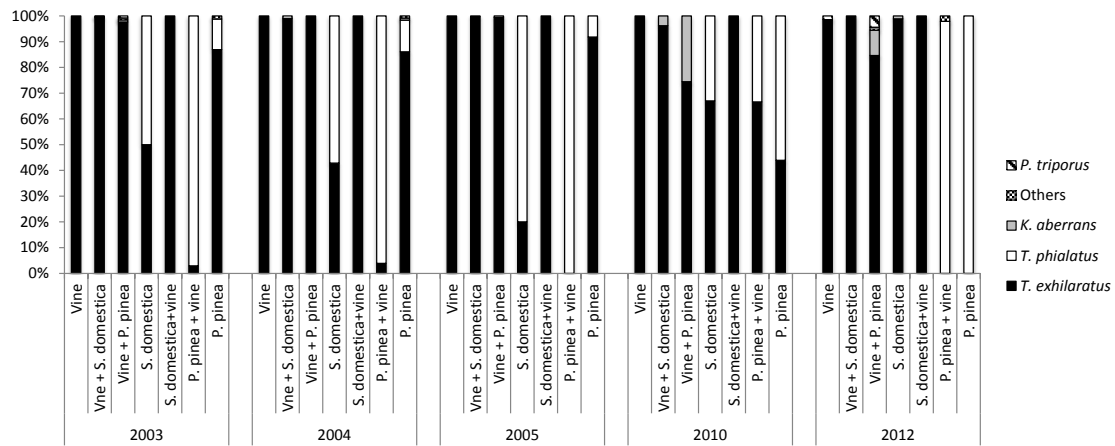


FIGURE 2: Proportion of Phytoseiidae species on grapevine, *P. pinea* and *S. domestica* from 2003 to 2012 in experimental plots of the county land of Restinclières

with vine (Figure 2). In this latter modality, *K. aberrans* represented 24 % of the identified mites in 2010 and 8 % in 2012. In monoculture of *S. domestica* and *P. pinea*, *T. (T.) phialatus* globally prevailed from 2003 to 2012 (Figure 2). *Typhlodromus (T.) exhilaratus* was the second most abundant species and only one specimen of *K. aberrans* was collected in 2012.

Densities of Phytoseiidae on grapevine co-planted or not

Phytoseiidae densities on grapevine varied between years and within a same year (Figures 3, 4). They were globally very low in 2003, 2004 and 2005 (averages of 0.12, 0.05 and 0.21 Phytoseiidae / leaf [Ph / l], respectively) and higher in 2010 and 2012 (0.54 and 0.48 Ph / l, respectively).

For all years, Phytoseiidae densities on Syrah (0.44 Ph / l) were significantly higher than those on Grenache (0.19 Ph / l) ($P < 0.001$) independently of the agroforestry modality tested (Figures 3, 4). This is certainly explained by different leaf characteristics and as these features can greatly affect Phytoseiidae density (Syrah with pubescent leaves / Grenache with glabrous leaves), suggesting that vine leaf characteristics, in the present case studied, more affect Phytoseiidae densities than agroforestry modality. Thus to accurately identify the effect of agroforestry management, separate analyses have been carried out for each grape vine cultivar.

Syrah cultivar. In 2003, densities were on the

overall year lower on vine co-planted with *P. pinea* than on the two other modalities ($P = 0.0001$). Such difference was observed only in spring. In 2004, the opposite is observed with significant higher densities on co-planted vine with *P. pinea* ($P = 0.0001$), essentially early in spring. However the densities compared were very low (Figures 3a, 4). In 2005, no difference in Phytoseiidae densities between the three agroforestry modalities was observed ($P = 0.13$). In 2010, densities were significantly higher in monoculture vine than in the co-planted plot with *P. pinea* on 1st June ($P = 0.049$) and 8th July ($P = 0.018$) whereas throughout 2010, no significant difference was observed between the three modalities ($P = 0.19$). In 2012, densities in co-planted vine plots with *P. pinea* were higher than in the other two plots cumulatively throughout the year ($P = 0.041$), on 2nd May ($P = 0.002$), 15th May ($P = 0.004$) and 7th August ($P = 0.045$).

Grenache cultivar. In 2003, the same tendencies as in Syrah are observed, with lower densities on vine co-planted with *P. pinea* than on the two other modalities ($P = 0.0001$) essentially in spring. In 2004, as on Syrah cultivar, the densities were higher on vine co-planted with *P. pinea* than in the other modalities essentially early in spring and at the end of summer. However the densities compared were very low (Figures 3b, 4). In 2005, as for Syrah cultivar, no difference in Phytoseiidae densities between

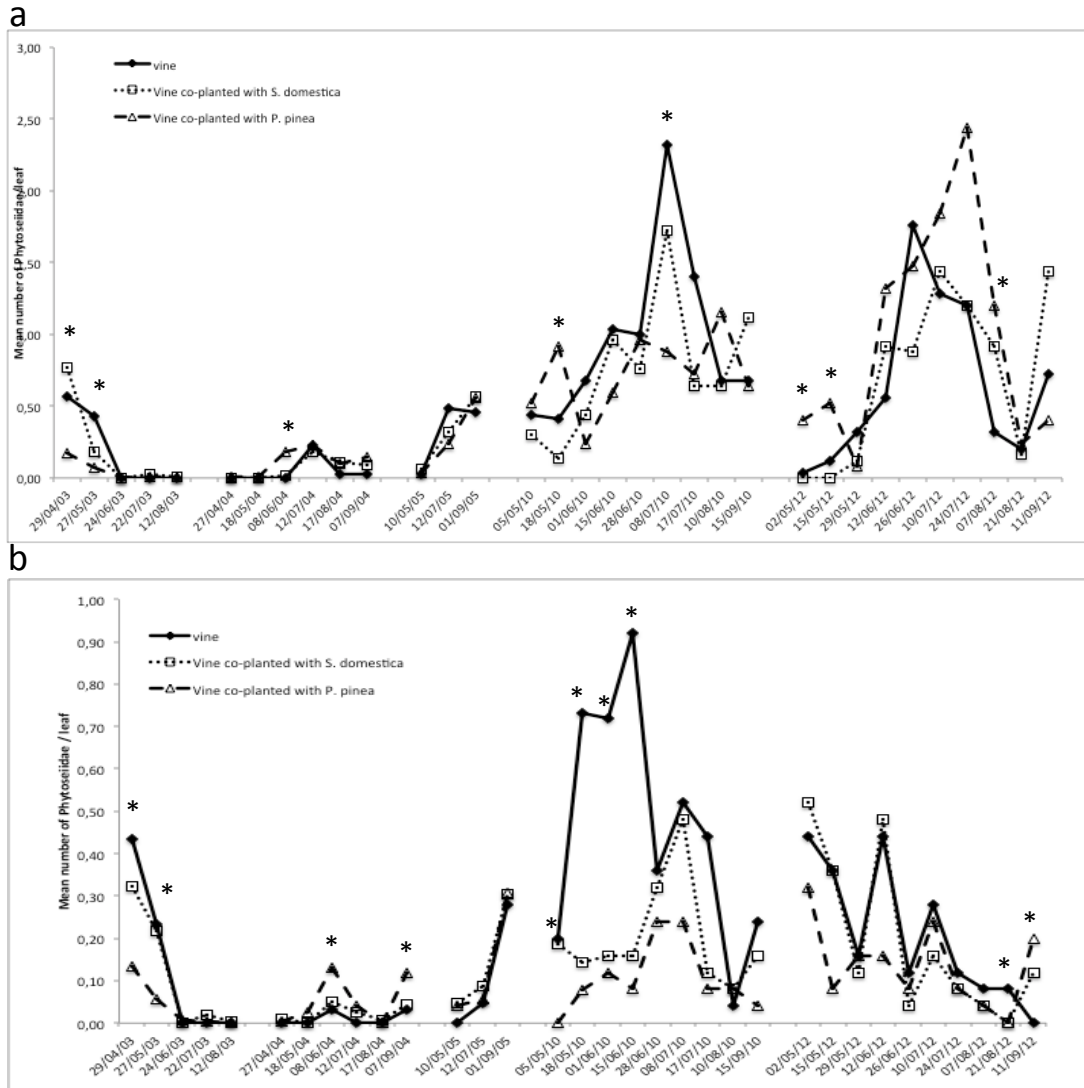


FIGURE 3: Mean numbers of Phytoseiidae per leaf on two grapevine cultivars (a: Syrah, b: Grenache) from 2003 to 2012 in the county land of Restinclières in monoculture and co-planted vine plots. * indicates significant differences.

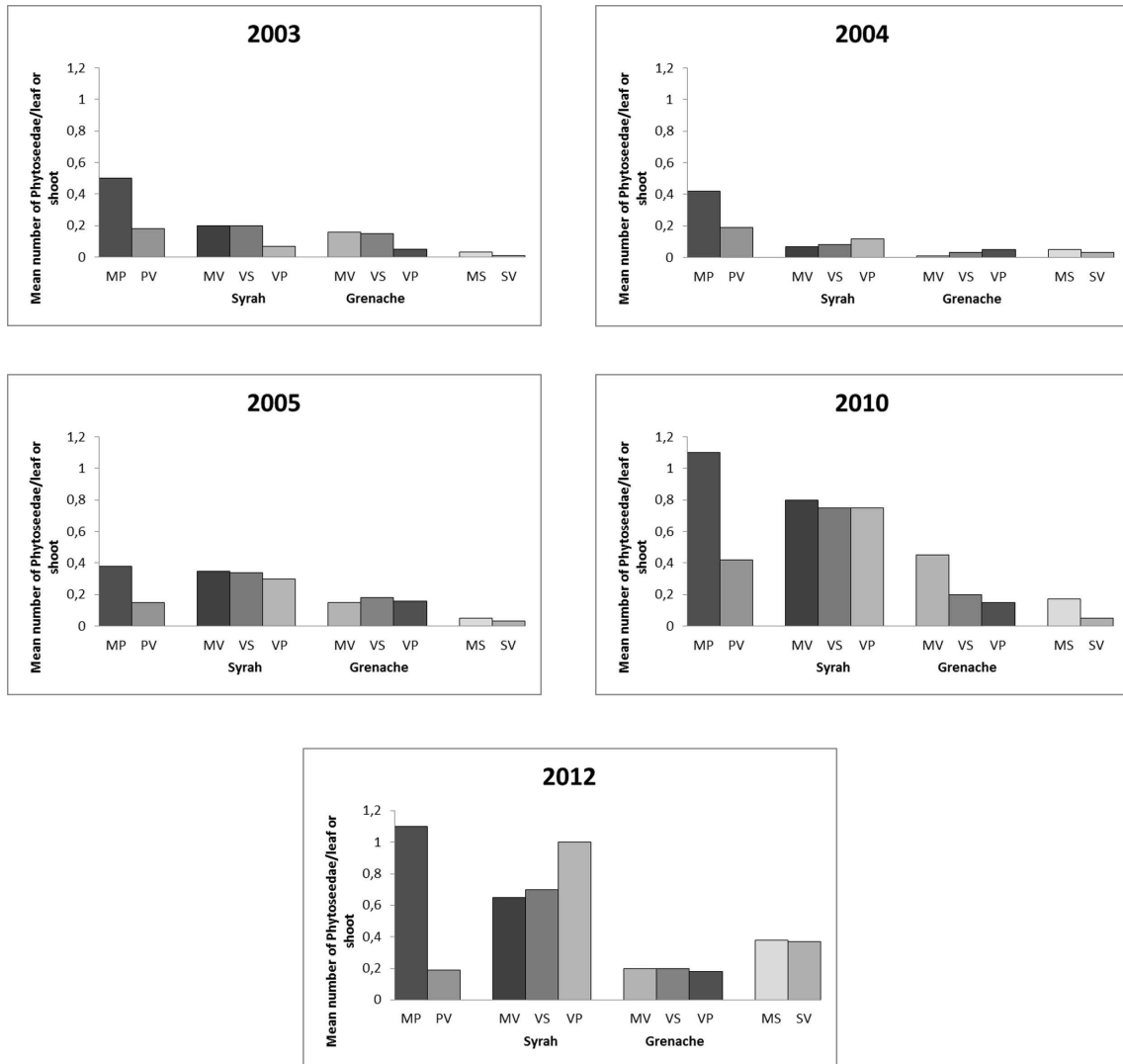


FIGURE 4: Mean Phytoseiidae mite densities per leaf on grapevine cultivars and on co-planted trees from 2003 to 2012 in the county land of Restinclières. MP: Monoculture *P. pinea* plot, PV: densities on *P. pinea* co-planted with vine, MV: Monoculture vine, VS: densities on Vine co-planted with *S. domestica*, VP: densities of Vine co-planted with *P. pinea*, MS: Monoculture *S. domestica*. SV: densities on *S. domestica* co-planted with vine.

the three agroforestry modalities was observed ($P = 0.29$). In 2010, densities were significantly higher in the monoculture vine than in agroforestry plots throughout the year ($P < 0.001$), on 18th May ($P = 0.002$), 1st June ($P = 0.002$) and 15th June ($P < 0.001$). Throughout the year and on 5th May, lower densities were observed in co-planted Grenache with *P. pinea* than with *S. domestica* ($P < 0.001$, $P = 0.029$). In 2012, no significant difference was found between the three modalities throughout the year ($P = 0.20$). Only two significant differences were detected on the 21st August ($P = 0.015$) where densities on the monoculture vine plot was higher than in the agroforestry vine plots and on 11th September ($P < 0.001$) where the opposite was observed.

Densities of Phytoseiidae on *S. domestica* co-planted or not with vine

Phytoseiidae densities on *S. domestica* were low and often equal to zero during the five years (Figures 4, 5). However, these densities were higher in 2012 (mean of 0.34 Ph / l).

In 2003, no Phytoseiidae was observed on *S. domestica* in April, July and August. Cumulatively throughout the year, densities were higher in monoculture *S. domestica* plot (0.12 Ph / l) than in co-planted *S. domestica* (0.09 Ph / l) ($P = 0.015$). Cumulatively throughout the years 2004, 2005, 2010 and 2012, no significant difference was observed between the co-planted and monoculture of *S. domestica* ($P = 0.25$, $P = 0.25$, $P = 0.06$, $P = 0.82$) even if for some sampling dates, densities were significantly different on these two modalities.

Densities of Phytoseiidae on *P. pinea* co-planted or not with vine

Even if it was impossible to perform statistical analyses, Phytoseiidae densities were much higher on *P. pinea* than on *S. domestica* (annual means above 0.2 Ph / shoot) (Figure 4). Furthermore, for each year and each sample (except on 2nd and 29th May 2012) a higher number of Phytoseiidae was observed on monoculture trees than in co-planted ones (means respectively of 0.65 and 0.21 Ph / shoot) (Figures 4, 5).

DISCUSSION

General considerations

First, fauna modifications have occurred during ten years. While the dominant species is *K. aberrans* in Languedoc-Roussillon vineyards (Kreiter *et al.* 2000; Tixier *et al.* 2005), *T. (T.) exhilaratus* prevailed till 2010 when *K. aberrans* appeared only in the agroforestry plots. Plantation in a declaimed land (where viticulture was abandoned for decades) could have favour colonization of pioneer species such as *T. (T.) exhilaratus* (Tixier *et al.* 2005), known to be abundant in newly planted fields.

Second, Phytoseiidae densities were clearly different between the two vine cultivars considered, Syrah cv. being more favourable than Grenache cv. This is probably due to leaf characteristics; numerous deep domatia and hairy leaves as in Syrah cv. are known to favour Phytoseiidae survivorship and development whereas glabrous leaves as in Grenache cv. are known to have opposite effects (Castagnoli *et al.* 1997; English-Loeb *et al.* 2002; Roda *et al.* 2003; Sabbatini-Peverieri *et al.* 2009). Furthermore, plant leaf hairiness is known to affect pollen retention (Kreiter *et al.* 2002; Duso *et al.* 2004). As Phytoseiidae are generalist predators able to develop feeding on pollen (alternative food resource), the higher retention of pollen on the pubescent Syrah leaves than on glabrous Grenache leaves might have also affect the predator densities. Thus, effects of agroforestry should be separately considered for the two cultivars.

Finally, Phytoseiidae densities were low compared to what is usually observed on vines in the region considered (Kreiter *et al.* 2000; Tixier *et al.* 2005). This is probably due to the heat wave in summer of 2003 (very low hygrometry [less than 31 %] associated with very high temperatures sometimes exceeding 40 °C) that have certainly caused high egg and immature mortalities, and then density falls in 2003 with evident consequences for subsequent years (Sabelis 1985; Liguori and Guidi 1990, 1995; Duso and Pasqualetto 1993). As such low densities could have drastically influenced effect of agroforestry in 2003, 2004 and 2005 greater credit will be given to results obtained in 2010 and 2012.

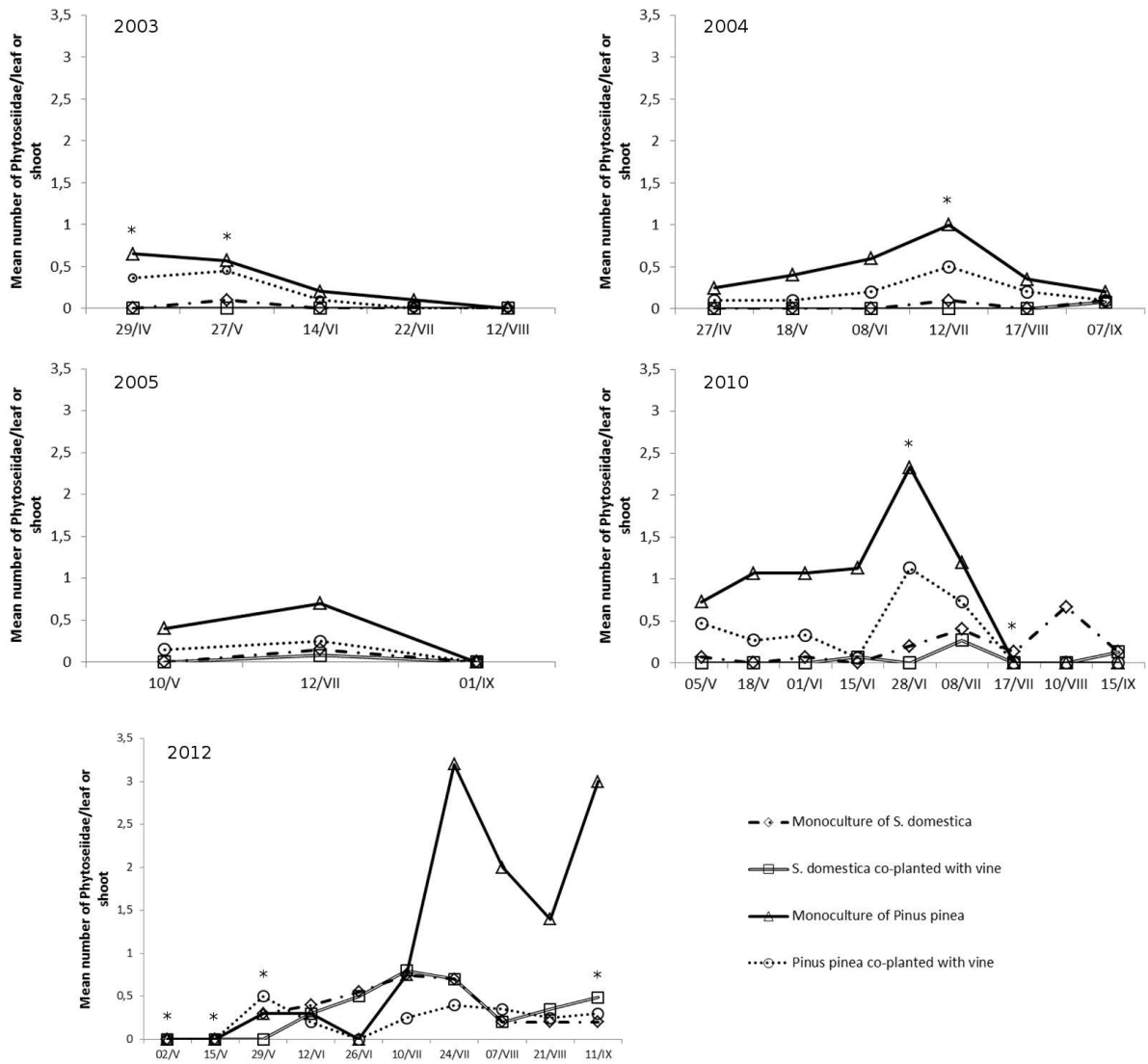


FIGURE 5: Mean numbers of Phytoseiidae per leaf on *S. domestica* and per shoot on *P. pinea* from 2003 to 2012 in the county land of Restinclières in monoculture and co-planted tree plots. * indicates significant differences on *S. domestica*.

Agroforestry management and Phytoseiidae densities on Syrah cultivar

Densities in co-planted vine with *S. domestica* and monocultural vine were similar while the association with *P. pinea* presented higher density especially in 2012. However, these differences were small and could vary between years as no difference was observed in 2010. Thus future samplings would be required to confirm a positive effect of the presence of *P. pinea*. This slight positive effect in 2012 could be due to higher Phytoseiidae densities observed on *P. pinea* than on *S. domestica*. Various hypotheses could be proposed to explain why these two plants differently shelter Phytoseiidae: (i) very different foliage structure: absence of domatia on *S. domestica* leaves could be unfavourable to Phytoseiidae development whereas the complex architecture of *P. pinea* shoots could constitute favourable conditions (Barbar *et al.* 2006); (ii) sources of food: *P. pinea* shelters various food such as preys (mites of the family Tenuipalpidae) and a large quantity of pollen known to be favourable to Phytoseiidae development (Engel 1990; Barbar *et al.* 2006) and (iii) the mycorrhization of trees: recent studies have shown positive effect of mycorrhizal fungi on epigeal fauna including mites of family Phytoseiidae (Hoffmann and Schausberger 2012) and *P. pinea* trees in Restinclières are mycorrhized (Dupraz 2002).

Agroforestry management and Phytoseiidae densities on Grenache cultivar

Lower Phytoseiidae densities were observed on agroforestry vine plots than on monoculture vine plots. In addition, higher densities were observed in co-planted vines with *S. domestica* than with *P. pinea*. This observation is quite contradictory with the positive effect of co-planted *P. pinea* previously discussed for the Syrah cultivar. Indeed, because of the very low Phytoseiidae densities observed on *S. domestica*, these trees could not be considered a great reservoir of Phytoseiidae. Other effects of co-planted trees than a simple "reservoir effect" could thus be hypothesized, especially hypotheses mixing interactions between trees and vine cultivars.

First, agroforestry effects could be different because Phytoseiidae species are not the same in co-

planted and monoculture vine plots. Since 2010, *K. aberrans* was present in the co-planted vine plots (especially with *P. pinea*), but was absent from the monoculture vines. This effective species was absent in all plots for most of the trial period and only appeared during 2010 and 2012. The positive effect that agroforestry can have on this important predator, especially for the combination *P. pinea* and vine cultivar Syrah, could be due to the preference of *K. aberrans* for hairy leaves (Syrah cultivar) and its well-known development on pine pollen (Duso *et al.* 1997; Girolami *et al.* 2000; Kreiter *et al.* 2002; Kasap 2005).

Second, *S. domestica* and *P. pinea* have different canopy volumes that could differently affect microclimate in the adjacent vines (shades, hygrometry and temperature). Onzo *et al.* (2010) emphasized negative impact of UVB on Phytoseiidae survival (importance of shade for Phytoseiidae). As Phytoseiidae live on the underside of the leaf, at the leaf boundary layer, micro-climate variations could affect their development, as demonstrated by Walter (1996) and Stavrinides *et al.* (2010). It can be assumed that such effects could be different at vine leaf level depending on the cultivar considered and its hairiness.

Thirdly, *P. pinea* produced favourable pollen easily transported by wind (wind-pollination). *Sorbus domestica* is a hermaphroditic plant with insect-pollination, which furthermore produces less pollen (Oddou-Muratorio *et al.* 2006). It can thus be assumed that pollen of *P. pinea* will be more easily dumped on grape leaves than those of *S. domestica*. Furthermore, as discussed above, retention could be more efficient on hairy vine leaves than on glabrous ones.

Fourthly, co-planted trees could compete with vine stocks for nutrients and water. Depending on the vine cultivar but also on the co-planted trees, competition amplitude could be different. Phytoseiidae development is negatively affected by less turgescient plants (due to water stress) (Malison 1994). Stavrinides *et al.* (2010) also showed that water stress in vine plots is associated with leaf temperature increase resulting in a decrease of Phytoseiidae density. As vine cultivars show different re-

sponses to water stress (isotropy and anisotropy) (Pou *et al.* 2012), as the nature water stress is certainly different according to the co-planted tree species (and root systems), it could be assumed that these interactions will affect plant turgor and Phytoseiidae mite development. However, further integrated studies including plant physiology are clearly required to test this latter hypothesis.

Finally, mycorrhization effects could be hypothesized as previously mentioned. Mycorrhization of roots can have a positive impact on the Phytoseiidae species *Phytoseiulus persimilis* Athias-Henriot and negative impacts on the pest species *Tetranychus urticae* Koch (Hoffmann *et al.*, 2009; Nishida *et al.*, 2010; Hoffmann *et al.*, 2011a, b, c; Hoffmann and Schausberger 2012).

Agroforestry management and Phytoseiidae diversity

Kampimodromus aberrans and *T. (T.) exhilaratus* prevailed in vine crops but were not present in monocultures of trees. These two species are currently observed in agrosystems especially in vineyards in South of Europe (Tixier *et al.* 2013). These two species seem thus to be adapted to agronomic practices and associated perturbations (pesticide applications, food resources, etc.) whereas the main species found on monoculture tree plots and the surrounding environment (*T. [T.] phialatus*) would not. Barbar *et al.* (2008) showed that populations of *T. (T.) exhilaratus* present in vineyards of Restinclières are less sensitive to chlorpyrifos-ethyl (insecticide used to control *S. titanus* in the studied plot) than *T. (T.) phialatus* found in surrounding uncultivated areas. *Typhlodromus (T.) exhilaratus* present in treated Italian vineyards developed resistance to fungicides and insecticides (Liguori, 1988), whereas abundant populations of *T. (T.) phialatus* were found in Iberian vineyards with minor or no pesticide applications (Garcia-Mari *et al.* 1987, Pereira *et al.* 2003).

The present study showed that even if other predators are present in high numbers in neighboring vegetation, they do not succeed in colonizing cultivated vine plots and co-trees immediately. Thus agroforestry can help to improve the increase of beneficial predators inside vineyard plots.

CONCLUSION

This paper provides a synthesis of the first studies assessing large-time scale impact of agroforestry on Phytoseiidae communities in vineyards. Fifteen years after establishing of agroforestry plots and ten years after intensive surveys, impact of this association seems complex and varies according to tree species and grapevine cultivars. Though co-planted trees seem to act as direct reservoirs for Phytoseiidae generalist predators, other influences were herein hypothesized and further experiments are required to test them (effect of shadow, effects of competition between vine stocks for nutrients and water on mite communities, pollen reservoir and dispersal from the trees ...). Furthermore, surveys of the Phytoseiidae community should be continued to determine if *K. aberrans* will successfully colonize vineyards. As well, it might also be necessary to study the effects of agronomic practices on the habitat, food source, temperature, etc., important for Phytoseiidae survivorship.

Finally, considering the widely accepted concept of the effect of diversification of agricultural systems on natural enemy diversity and densities (natural enemy hypothesis), the present study did not demonstrate an evident effect on Phytoseiidae diversification (only few species were able to develop in cultivated plots with or without co-planted trees) nor on the Phytoseiidae densities (even if tendencies are encouraging). This study also showed that natural colonization of Phytoseiidae predators from neighbouring vegetation was not so effective, though in the South of France it was (Tixier *et al.* 2006a). In this specific case, agroforestry seems to be the solution for the increase of Phytoseiidae predators and biological control.

ACKNOWLEDGEMENTS

This study is included within the granted project: "Programme Intégrée de Recherche en Agroforesterie à Restinclières (PIRAT)", 1999-2012. We thank the "Conseil Général de l'Hérault" for annual financial supports since 2000. Thanks are also due to Mr. Thierry Vacher, the vineyard grower for his open-mind and nice interactions. Finally we thank

the two referees for their advices for improving the manuscript.

REFERENCES

- Altieri M.A., Letourneau D.K. 1982 — Vegetation management and biological control in agroecosystems — *Crop Protection*, 1(4): 405-430. doi:10.1016/0261-2194(82)90023-0
- Altieri M.A., Nicholls C.I. 2002 — The simplification of traditional vineyard based agroforests in northwestern Portugal: some ecological implications — *Agrofor. Syst.*, 56(3): 185-191.
- Altieri M.A., Whitcomb W.H. 1979 — The potential use of weeds in the manipulation of beneficial insects — *HortScience*, 14(1): 12-18
- Barbar Z., Tixier M.-S., Cheval B., Kreiter S. 2006 — Effects of agroforestry on phytoseiid mites communities (Acari: Phytoseiidae) in vineyards in the South of France — *Exp. Appl. Acarol.*, 40(3-4): 175-188.
- Barbar Z., Tixier M.-S., Cheval B., Kreiter S. 2009 — Does agroforestry affect phytoseiid mite communities in vineyards in the South of France? — In: Sabelis MW, Bruin J (eds) *Trends in Acarology*. Springer, Dordrecht, pp 409-412.
- Barbar Z., Tixier M.-S., Kreiter S. 2008 — Assessment of pesticide susceptibility in *Typhlodromus exilaratus* and *Typhlodromus phialatus* strains in a vineyard in the South of France — *Exp. Appl. Acarol.*, 42: 95-105.
- Barbar Z., Tixier M.-S., Kreiter S., Cheval B. 2005 — Diversity of phytoseiid mites in uncultivated areas adjacent to vineyards: a case study in the south of France — *Acarologia*, 43: 145-154.
- Boller E.F. 1984 — Eine einfache Ausschwemm-Methode zur schnellen Erfassung von Raubmilben, Thrips und anderen Kleinarthropoden im Weinbau — *Schweiz. Zeitschr. Weinbau*, 12: 16-17.
- Boller E.F., Remund U., Candolfi M.P. 1988 — Hedges as potential sources of *Typhlodromus pyri*, the most important predatory mite in vineyards of northern Switzerland — *Entomophaga*, 33(2): 249-255.
- Castagnoli M., Liguori M., Nannelli R. 1997 — Le popolazioni degli acari nei vigneti inerbiti del Chianti: confronto tra cultivar — *Redia*, 80: 15-31.
- Chant D.A., McMurtry J.A. 2007 — Illustrated keys and diagnoses for the genera and subgenera of the Phytoseiidae of the world (Acari: Mesostigmata) — West Bloomfield: Indira Publishing House West Bloomfield, 220 pp.
- Coli W.M., Ciurlion R.A., Hodmer T. 1994 — Effect of understory and border vegetation composition on phytophagous and predatory mites in Massachusetts commercial apple orchards — *Agric., Ecosys. Environ.*, 50(1): 49-60.
- Crowder D.W., Jabbour R. 2014 — Relationships between biodiversity and biological control in agroecosystems: Current status and future challenges — *Biol. Contr.*, 75: 8-17. doi:10.1016/j.biocontrol.2013.10.010
- Diehl M., Ferla N.J., Johann L. 2012 — Plantas associadas a videiras : uma estrategia para o controle biologico no Rio Grande Do Sul — *Arquivo do Instituto de Biologia, São Paulo*, 79(4): 579-586.
- Dupraz C. 2002 — *Programme Intégré de Recherche en Agroforesterie à ResTinclières (PIRAT)* — Annual report. INRA Montpellier.
- Duso C., Malagnini V., Paganelli A., Aldegheri L., Bottini M., Otto S. 2004 — Pollen availability and abundance of predatory phytoseiid mites on natural and secondary hedgerows — *BioControl*, 49: 397-415.
- Duso C., Pasqualetto C. 1993 — Factors affecting the potential of phytoseiid mites (Acari: Phytoseiidae) as biocontrol agents in North-Italian vineyards — *Exp. Appl. Acarol.*, 17(4): 241-258.
- Engel R. 1990 — Alternative prey and other food resources of the Phytoseiid mite *Typhlodromus pyri* Scheuten — *IOBC / WPRS Bull.*, 13: 124-127.
- English-Loeb G., Norton A.P., Walker M.A. 2002 — Behavioral and population consequences of acarodormancy in grapes on phytoseiid mites (Mesostigmata) and implication in plant breeding — *Entomol. Exp. Appl.*, 104(2-3): 307-319.
- Escudero L.A., Ferragut F. 1999 — Abundancia y dinámica estacional de las poblaciones de tetraníquidos y fitoseidos en los cultivos hortícolas valencianos (Acari: Tetranychidae, Phytoseiidae) — *Boletín de Sanidad Vegetal, Plagas*, 25(3): 347-362.
- Flaherty D. 1969 — Ecosystem trophic complexity and densities of the Willamette mite, *Eotetranychus willamettei* Ewing (Acarina: Tetranychidae) — *Ecology*, 50(5): 911-916.
- García-Mari F., Ferragut F., Marzal C., Laborda R., Costacomelles J., Coscolla R., Sanchez J. 1987 — Contribución al conocimiento de los ácaros fitoseidos y tetraníquidos en los vi-edos valencianos — *Investig. Agrar. Prot. Veg.*, 2: 89-95.
- Girolami V., Borella E., Bernardo A., Malagnini V. 2000 — Positive influence on phytoseiid mites of allowing the grassy interrow flower — *Informatore Agrario*, 56(21): 71-73.
- Hastie T.J., Pregibon D. 1992 — Generalized linear models — Chapter 6 of *Statistical Models*, In J. M. Chambers and T. J. Hastie eds., Wadsworth & Brooks/Cole.

- Hoffmann D., Schausberger P. 2012 — Plant-mediated aboveground-belowground interactions: the spider mite perspective — *Acarologia*, 52(1): 17-27.
- Hoffmann D., Vierheilig H., Peneder S., Schausberger P. 2011c — Mycorrhiza modulates aboveground tritrophic interactions to the fitness benefit of its host plant — *Ecol. Entomol.*, 36: 574-581.
- Hoffmann D., Vierheilig H., Rieger P., Schausberger P. 2009 — Arbuscular mycorrhizal symbiosis increases host plant acceptance and population growth rates of the two-spotted spider mite *Tetranychus urticae* — *Oecologia*, 158: 663-671.
- Hoffmann D., Vierheilig H., Rieger P., Schausberger P. 2011a — Mycorrhiza-induced trophic cascade enhances fitness and population growth of an acarine predator — *Oecologia*, 166: 141-149.
- Hoffmann D., Vierheilig H., Rieger P., Schausberger P. 2011b — Arbuscular mycorrhiza enhances preference of ovipositing predatory mites for direct prey-related cues — *Physiol. Entomol.*, 36: 90-95.
- Højsgaard S., Halekoh U., Robinson-Cox J., Wright K., Leidi A.A. 2012 — *doBy – Groupwise summary statistics, general linear contrasts, population means (least-squares-means), and other utilities* — R package version 4.5-3. <http://CRAN.R-project.org/package=doBy>.
- Holm S. 1979 — A simple sequentially rejective multiple test procedure — *Scandin. J. Statist.*, 6(2): 65-70.
- Kasap I. 2005 — Life-history traits of the predaceous mite *Kampimodromus aberrans* (Oudemans) (Acarina: Phytoseiidae) on four different types of food — *Biol. Contr.*, 35(1): 40-45.
- Kreiter S., Tixier M.-S., Auger P., Muckernsturm N., Sentenac G., Doublet B., Weber M. 2000. Phytoseiid mites of vineyards in France (Acari: Phytoseiidae) — *Acarologia*, 41: 77-96.
- Kreiter S., Tixier M.-S., Barbar Z. 2005 — The importance of the vegetation surrounding the agrosystems on predatory mites associated to vineyards — In RA-GUSA S., TSOLAKIS H. (eds). *La difesa della vite dagli artropodi dannosi*. Marsala : Università degli studi di Palermo: 97-147.
- Kreiter S., Tixier M.-S., Croft B.A., Auger P., Barret D. 2002 — Plants and leaf characteristics influencing the predaceous mite, *Kampimodromus aberrans* (Oudemans), in habitats surrounding vineyards (Acari: Phytoseiidae) — *Environ. Entomol.*, 31(4): 648-660.
- Liguori M. 1988 — Effetto di trattamenti antiparassitari diversi sulle popolazioni del fitoseide predatore *Typhlodromus exhilaratus* Ragusa e su quelle degli acari fitofagi in un vigneto del senese — *Redia*, 71(2): 455-466.
- Liguori M., Guidi S. 1990 — Influenza del condizionamento alimentare di *Typhlodromus exhilaratus* Ragusa (Acari: Phytoseiidae) sul suo consumo di preda — *Redia*, 73(1): 201-211.
- Liguori M., Guidi S. 1995 — Influence of different constant humidities and temperatures on eggs and larvae of a strain of *Typhlodromus exhilaratus* Ragusa (Acari: Phytoseiidae) — *Redia*, 78(2): 321-329.
- Liguori M., Tixier M.-S., Hernandez-Akashi F., Douin M., Kreiter S. 2011 — Agroforestry management and phytoseiid communities in vineyards in the South of France — *Exp. Appl. Acarol.*, 55(2): 167-181.
- Letourneau D.K., Armbrrecht I., Salguero Rivera B., Montoya Lerma J., Jimenez Carmona E., Constanza Daza M., Escobar S., Galindo V., Gutierrez C., Duque Lopez S., Lopez Mejia J., Acosta Range A.M., Rivera L., Saavedra C.A., Torres A.M., Reyes Trujillo A., 2011. Does plant diversity benefit agroecosystems? A synthetic review — *Ecol. Appl.*, 21(1): 9-21. [doi:10.1890/09-2026.1](https://doi.org/10.1890/09-2026.1)
- Lorenzon M., Pozzebon A., Duso C. 2012 — Effects of potential food sources on biological and demographic parameters of the predatory mites *Kampimodromus aberrans*, *Typhlodromus pyri* and *Amblyseius andersoni* — *Exp. Appl. Acarol.*, 58: 259-278.
- Lozzia G.C., Rigamonti I.E. 1998 — Effects of weed management on phytoseiid populations in vineyards of Lombardy (Italy) — *Boll. Zool. Agr. Bachic.*, 30(1): 69-78.
- Malison M. 1994 — Influenza dello stress idrico della pianta ospite sulle popolazioni del predatore *Amblyseius aberrans* (Oudemans) (Acarina: Phytoseiidae) — In: Atti XVII congresso nazionale italiano di entomologia. Udine 13-18/VI/1994: 667-670
- McCullagh P., Nelder J.A. 1989 — *Generalized Linear Models*. 2nd ed. London: Chapman and Hall.
- McMurtry J.A., Croft B.A. 1997 — Life-styles of phytoseiid mites and their roles in biological control — *Annu. Rev. Entomol.*, 42: 291-321.
- McMurtry J.A., De Moraes G.J., Sourasso N.F. 2013 — Revision of the lifestyles of phytoseiid mites (Acari: Phytoseiidae) and implications for biological control strategies — *Sys. Appl. Acarol.*, 18(4): 297-320. [doi:10.11158/saa.18.4.1](https://doi.org/10.11158/saa.18.4.1)
- Moura R., Oliveira de Andadre Bertolo F., Ott A.-P. 2013 — Acarofauna associada à vegetação espontânea de vinhedos — *Ciência Rural*, Santa Maria, 43 (9) : 1610-1617. [doi:10.1590/S0103-84782013000900012](https://doi.org/10.1590/S0103-84782013000900012)
- Nicholls C.I., Parrella M.P., Altieri M.A. 2001 — The effect of a vegetational corridor on the abundance and dispersal of insect biodiversity within a northern California organic vineyard — *Landscape Ecol.*, 16(2): 133-146. [doi:10.1023/A:1011128222867](https://doi.org/10.1023/A:1011128222867)
- Nishida T., Katayama N., Izumi N., Ohgushi T. 2010 — Arbuscular mycorrhizal fungi species-specifically af-

- fect induced plant responses to a spider mite — *Pop. Ecol.*, 52: 507-515.
- Oddou-Muratorio S., Klein E., Demesure-Musch G., Austerlitz F. 2006 — Real-time patterns of pollen flow in the wild-service tree, *Sorbus torminalis* (Rosaceae). III. Mating patterns and the ecological maternal neighbourhood — *Am. J. Bot.*, 93(11): 1650-1659. doi:10.3732/ajb.93.11.1650
- Onzo A., Sabelis M.W., Hanna R. 2010 — Effects of ultraviolet radiation on predatory mites and the role of refuges in plant structures — *Environ. Entomol.*, 39(2): 695-701.
- Pereira J.A., Torres L., Espinha I., Ferragut F. 2003 — Contribution to knowledge of phytoseiid mites associated with vineyards in the "Região demarcada de douro" (Porto wine region) — *Acarologia*, 43(1): 7-13.
- Philpott S.M. 2013 — Biodiversity and Pest Control Services — In: S Levin, editor. *Encyclopedia of Biodiversity* 2nd edition. 1: 373-385, Waltham, MA, Academic Press. doi:10.1016/B978-0-12-384719-5.00344-0
- Poveda K., Gomez M.I., Martinez E. 2008 — Diversification practices: their effect on pest regulation and production — *Rev. Colomb. Entomol.*, 34: 131-144.
- Pou A., Medrano H., Tomas M., Martorell S., Ribas-Carbo M., Flexas J. 2012 — Anisohydric behaviour in grapevines results in better performance under moderate water stress and recovery than isohydric behavior — *Plant and Soil*, 359(1-2): 335-349. doi:10.1007/s11104-012-1206-7
- Ratnadass A., Fernandez P., Avelino J., Habib R. 2012 — Plant species diversity for sustainable management of crop pests and diseases in agroecosystems: a review — *Agron. Sustain. Dev.*, 32: 273-303. doi:10.1007/s13593-011-0022-4
- R CORE TEAM 2012 — *R: A language and environment for statistical computing*. R Foundation for Statistical Computing, Vienna, Austria. http://www.R-project.org/.
- Roda A., Nyrop J., English-Loeb G. 2003 — Leaf pubescence mediates the abundance of non-prey food and the density of the predatory mite *Typhlodromus pyri* — *Exp. Appl. Acarol.*, 29(3-4): 193-211.
- Root R.B. 1973 — Organization of a plant-arthropod association in simple and diverse habitats: fauna of collards (*Brassica oleracea*) — *Ecol. Monogr.*, 43: 95-120. doi:10.2307/1942161
- Sabbatini-Peverieri G., Simoni S., Goggioli D., Liguori M., Castagnoli M. 2009 — Effects of variety and management practices on mite species diversity in Italian vineyards — *Bull. Insectol.*, 62(1): 53-60.
- Sabelis M.W. 1985 — Development — In Helle W., Sabelis M.W. (eds). *Spider Mites: Their Biology, Natural Enemies and Control*. Vol. 1B. World Crop Pests. Amsterdam : Elsevier, 43-53.
- Serrano E., Vignes V., Merendet V. 2005 — Study on the predation of thrips on grapes. *Drepanothrips reuteri* Uzel by *Typhlodromus pyri* — *Progr. Agr. Vitic.*, 122(8): 185-190.
- Slone D.H., Croft B.A. 2001 — Species Association among predaceous and phytophagous apple mites (Acari: Eriophyiidae, Phytoseiidae, Stigmaeidae, Tetranychidae) — *Exp. Appl. Acarol.*, 25(2): 109-126.
- Stamps W.T., Linit M.J. 1998 — Plant diversity and arthropod communities: implications for temperate agroforestry — *Agrofor. Syst.*, 39(1): 73-89.
- Stavrínides, M.C., Daane, K.M., Lampinen, B.D., Mills, N.J., 2010 — Plant water stress, leaf temperature, and spider mite (Acari: Tetranychidae) outbreaks in California vineyards — *Environ. Entomol.*, 39(4): 1232-1241.
- Teodoro A.V., Tscharrntke T., Klein A.-M. 2009. From the laboratory to the field: contrasting effects of multi-trophic interactions and agroforestry management on coffee pest densities — *Entomol. Experim. Appl.*, 131: 121-129.
- Tixier M.-S., Baldassar A., Duso C., Kreiter S. 2013 — Phytoseiidae in European grape (*Vitis vinifera* L.): bio-ecological aspects and keys to species (Acari: Mesostigmata) — *Zootaxa*, 3721 (2): 101-142. doi:10.11646/zootaxa.3721.2.1
- Tixier M.-S., Kreiter S., Auger P., Weber M. 1998 — Colonization of Languedoc vineyards by phytoseiid mites (Acari: Phytoseiidae): influence of wind and crop environment — *Exp. Appl. Acarol.*, 22(9): 523-542.
- Tixier M.-S., Kreiter S., Barbar Z., Ragusa S., Cheval B. 2006b — The status of two cryptic species: *Typhlodromus exhilaratus* Ragusa and *Typhlodromus phialatus* Athias-Henriot (Acari: Phytoseiidae): consequences for taxonomy — *Zool. Scr.*, 35(2): 115-122.
- Tixier M.-S. Kreiter S., Barrau J.-N., Cheval B., Lecareux C. 2005 — Phytoseiid communities in southern France on vine cultivars and uncultivated surrounding areas — *Acarologia* 46(3-4): 157-168.
- Tixier M.-S., Kreiter S., Cheval B. 2006a — Immigration of phytoseiid mites from surrounding uncultivated areas into a newly planted vineyard — *Exp. Appl. Acarol.*, 39(3-4): 227-242.
- Tscharrntke T., Klein A.M., Kruess A., Steffan-Dewenter I., Thies C. 2005 — Landscape perspective on agricultural intensification and biodiversity – ecosystem service management — *Ecol. Letters*, 8: 857-874. doi:10.1111/j.1461-0248.2005.00782.x
- Veres A., Petit S., Conord C., Lavigne C. 2013 — Does landscape composition affect pest abundance and their control by natural enemies? A review — *Agr., Ecosys. Environ.*, 166: 110-117. doi:10.1016/j.agee.2011.05.027


Ver Hoeff J.M., Boveng P.L. 2007 — Quasi-Poisson Vs. negative binomial regression: how should we model overdispersed count data? — *Ecology*, 88(11): 2766-2772. doi:10.1890/07-0043.1

Villiers (de) M., Pringle K.L. 2011 — The presence of *Tetranychus urticae* (Acari: Tetranychidae) and its predators on plants in the ground cover in commercially treated vineyards — *Exp. Appl. Acarol.*, 53: 121-137.

Walter D.E. 1996 — Living on leaves : mites, tomenta and leaf domatia — *Annu. Review Entomol.*, 41: 101-114. doi:10.1146/annurev.en.41.010196.000533

Zacarias M.-S., Moraes G.J. 2002 — Mite diversity (Arthropoda: Acari) on euphorbiaceous plants in three locations in the state of São Paulo — *Biota Neotropica*, 2(2): 1-12.

COPYRIGHT

 Tixier M.-S. *et al.* Acarologia is under free license. This open-access article is distributed under the terms of the Creative Commons-BY-NC-ND which permits unrestricted non-commercial use, distribution, and reproduction in any medium, provided the original author and source are credited.