



**HAL**  
open science

# Protosolar Ammonia as the Unique Source of Titan's nitrogen

Kathleen Mandt, Olivier Mousis, Jonathan Lunine, Daniel Gautier

► **To cite this version:**

Kathleen Mandt, Olivier Mousis, Jonathan Lunine, Daniel Gautier. Protosolar Ammonia as the Unique Source of Titan's nitrogen. *The Astrophysical journal letters*, 2014, 788 (2), pp.L24. 10.1088/2041-8205/788/2/L24 . hal-01275412

**HAL Id: hal-01275412**

**<https://hal.science/hal-01275412>**

Submitted on 25 Apr 2024

**HAL** is a multi-disciplinary open access archive for the deposit and dissemination of scientific research documents, whether they are published or not. The documents may come from teaching and research institutions in France or abroad, or from public or private research centers.

L'archive ouverte pluridisciplinaire **HAL**, est destinée au dépôt et à la diffusion de documents scientifiques de niveau recherche, publiés ou non, émanant des établissements d'enseignement et de recherche français ou étrangers, des laboratoires publics ou privés.



Published in final edited form as:

*Astrophys J Lett.* 2014 June 20; 788(2): . doi:10.1088/2041-8205/788/2/L24.

## PROTOSOLAR AMMONIA AS THE UNIQUE SOURCE OF TITAN'S NITROGEN

Kathleen E. Mandt<sup>1</sup>, Olivier Mouis<sup>2</sup>, Jonathan Lunine<sup>3</sup>, and Daniel Gautier<sup>4</sup>

<sup>1</sup>Space Science and Engineering Division, Southwest Research Institute, 6220 Culebra Road, San Antonio, TX 78228, USA

<sup>2</sup>Université de Franche-Comté, Institut UTINAM, CNRS/INSU, UMR 6213, Observatoire des Sciences de l'Univers de Besancon, France

<sup>3</sup>Cornell University, Center for Radiophysics and Space Research, Ithaca, NY, USA

<sup>4</sup>Observatoire de Paris, 61 Avenue de l'Observatoire, F-75014 Paris, France

### Abstract

The origin of Titan's nitrogen-rich atmosphere is thought to be ammonia ice, but this has not yet been confirmed. Furthermore, it is uncertain whether the building blocks of Titan formed within the Saturnian subnebula or in the colder protosolar nebula (PSN). Recent measurements of the nitrogen isotope ratio in cometary ammonia, combined with evolutionary constraints on the nitrogen isotopes in Titan's atmosphere provide firm evidence that the nitrogen in Titan's atmosphere must have originated as ammonia ice formed in the PSN under conditions similar to that of cometary formation. This result has important implications for the projected  $D/H$  ratio in cometary methane, nitrogen isotopic fractionation in the PSN and the source of nitrogen for Earth's atmosphere.

### Keywords

comets; general – planets and satellites; atmospheres – planets and satellites; composition – planets and satellites; formation

## 1. INTRODUCTION

The origin of Titan's nitrogen-rich atmosphere is still uncertain (Niemann et al. 2010). The ratio of light to heavy nitrogen ( $^{14}\text{N}/^{15}\text{N}$ ) in molecular nitrogen, the most abundant constituent in Titan's atmosphere, has been measured to be (Niemann et al. 2010), a value close to the one recently measured in cometary ammonia (Rousselot et al. 2014; Shinnaka et al. 2014). Here we show that the  $^{14}\text{N}/^{15}\text{N}$  ratio in Titan's nitrogen did not significantly evolve over the satellite's history, irrespective of the atmospheric escape process considered, and remained close to the value in cometary ammonia. This implies that nitrogen was captured in the form of ammonia present in Titan's building blocks when they formed in the protosolar nebula (PSN). Soon after Titan's formation, the conversion of ammonia into nitrogen may have been induced by photolysis (Atreya et al. 1978) or shock chemistry (McKay et al. 1988) in the satellite's atmosphere, or resulted from its thermal decomposition

in the interior (Glein et al. 2009). It has already been shown that none of these conversion processes could have significantly changed the  $^{14}\text{N}/^{15}\text{N}$  ratio (Berezhnoi 2010).

Nitrogen in the PSN was primarily in the form of  $\text{N}_2$  (Marty et al. 2010) with trace amounts of  $\text{NH}_3$ ,  $\text{HCN}$  and organic material. The reduction of  $\text{N}_2$  in the warmer subnebula (a gravitationally trapped region of higher density gas) around Saturn is expected to have led to a much greater abundance of  $\text{NH}_3$  relative to  $\text{N}_2$  (Prinn & Fegley 1981). If the planetesimals that were the building blocks for Titan formed in the Saturnian subnebula, they would therefore have contained a higher abundance of  $\text{NH}_3$  than those formed in the PSN. The idea that  $\text{NH}_3$  might have been more abundant than  $\text{N}_2$  in Titan's building blocks was supported by the low non-radiogenic argon ( $^{36}\text{Ar}$ ) abundance measured by the Huygens probe Gas Chromatograph Mass Spectrometer (GCMS; Niemann et al. 2010) which suggested that only  $\text{NH}_3$  was trapped in Titan's building blocks because  $\text{N}_2$  and  $^{36}\text{Ar}$  are trapped in ice at much colder temperatures than  $\text{NH}_3$  (Owen & Bar-Nun 1995). However, laboratory studies have shown that aerosols formed in Titan's atmosphere can trap sufficient amounts of  $^{36}\text{Ar}$  to remove enough of it from the atmosphere over the lifetime of Titan to reduce the  $^{36}\text{Ar}/\text{N}_2$  ratio from the solar value to the current measurement (Jacovi & Bar-Nun 2008). Hence the low  $^{36}\text{Ar}$  abundance is not conclusive in arguing for ammonia as the source of Titan's nitrogen. Furthermore, an alternative model proposed recently that Titan's planetesimals formed in the cold PSN and later migrated into the warmer Saturnian subnebula where some of the volatiles in these planetesimals were partly devolatilized (Mousis et al. 2009a). In this model, it was not hot enough in the Saturnian subnebula to vaporize all of the ices or induce chemical conversion. Evaluation of the  $^{14}\text{N}/^{15}\text{N}$  in Titan's atmosphere can provide a more definitive constraint on the nitrogen composition of Titan's building blocks and hence provide a test of these competing models for Titan's formation.

## 2. NITROGEN IN THE PSN

The measurements of  $^{14}\text{N}/^{15}\text{N}$  made throughout the solar system are listed in Table 1 and illustrated in Figure 1. These ratios are either primordial (triangles in Figure 1), or evolved (circles in Figure 1). Primordial ratios are believed to have preserved their value from the early stages of solar system formation. An example of a primordial measurement is  $^{14}\text{N}/^{15}\text{N}$  in the atmosphere of Jupiter, which is interpreted as primordial because Jupiter's high-gravity, hydrogen-dense atmosphere maintains a closed chemical system. These ratios are, therefore, presumably a direct record of conditions in the PSN. Evolved ratios are interpreted to have changed in value over the history of the solar system.

The measured  $^{14}\text{N}/^{15}\text{N}$  can be divided into three categories based on their value.

1. The solar wind (Marty et al. 2010) and Jupiter (Owen et al. 2001) have the lightest ratios.
2. Chondrites (Alexander et al. 2012) and grains from comet 81P/Wild 2 (McKeegan et al. 2006), Earth's atmosphere and mantle (Marty & Zimmermann 1999), Venus (Hoffman et al. 1979) and the mantle of Mars (based on SNC meteorite ratios; Mathew & Marti 2001) have moderately heavy ratios.

3. Saturn's moon Titan (Niemann et al. 2010), the atmosphere of Mars (Wong et al. 2013) and HCN (Bockelée-Morvan et al. 2008) and NH<sub>3</sub> (Rousselot et al. 2014; Shinnaka et al. 2014) in comets have the heaviest values.

The molecular carrier and the isotopic ratio of nitrogen introduced into Titan during formation was a function of the nebular environment. If Titan's building blocks formed in an initially warmer and denser Saturnian subnebula, then they would have contained NH<sub>3</sub> formed by N<sub>2</sub> reduction in the gas phase at high temperatures (Prinn & Fegley 1981). This NH<sub>3</sub> would have had a <sup>14</sup>N/<sup>15</sup>N similar to N<sub>2</sub> in the PSN because the bulk conversion from N<sub>2</sub> to NH<sub>3</sub> would produce NH<sub>3</sub> with <sup>14</sup>N/<sup>15</sup>N reflecting that of its source material—N<sub>2</sub> originating in the PSN. If Titan's building blocks formed in the colder PSN, then they would have contained either N<sub>2</sub>, NH<sub>3</sub>, or a combination of both. The primary form of nitrogen in the PSN was N<sub>2</sub> but trace amounts of NH<sub>3</sub> and HCN were also present in the PSN and are preserved in primordial ices in bodies such as cometary nuclei (Hily-Blant et al. 2013). The value for <sup>14</sup>N/<sup>15</sup>N in N<sub>2</sub> in the PSN can be determined using <sup>14</sup>N/<sup>15</sup>N measured in Jupiter's atmosphere and the solar wind based on the argument that the Sun and Jupiter derived their nitrogen from N<sub>2</sub> in the PSN (Marty et al. 2010; Owen et al. 2001). The agreement between <sup>14</sup>N/<sup>15</sup>N in these two bodies makes this association plausible and gives an estimate for <sup>14</sup>N/<sup>15</sup>N in N<sub>2</sub> in the PSN of ~435. If Titan's nitrogen originated from N<sub>2</sub> or from NH<sub>3</sub> in the Saturnian subnebula, the primordial ratio of nitrogen in Titan's building blocks would then have been ~435. If Titan's building blocks formed in the PSN, any N<sub>2</sub> trapped in the ices would have a PSN value of <sup>14</sup>N/<sup>15</sup>N, but any NH<sub>3</sub> could have a <sup>14</sup>N/<sup>15</sup>N value that differs from <sup>14</sup>N/<sup>15</sup>N in N<sub>2</sub>. Two recent measurements of <sup>14</sup>N/<sup>15</sup>N in cometary NH<sub>3</sub> demonstrate that ammonia ices formed in the PSN are highly fractionated from <sup>14</sup>N/<sup>15</sup>N in N<sub>2</sub>: 127 ± 32 (Rousselot et al. 2014) using a summed spectrum of 12 comets, and 139 ± 38 (Shinnaka et al. 2014) from the outburst of comet C/2012 S1 (ISON). Therefore, if Titan's nitrogen originated from NH<sub>3</sub> ice formed in the PSN, its primordial <sup>14</sup>N/<sup>15</sup>N would be ~130.

In the past it was assumed that Titan's primordial ratio was the same as the <sup>14</sup>N/<sup>15</sup>N currently measured in Earth's atmosphere (e.g., Atreya et al. 2009), because comets were suggested to have delivered Earth's nitrogen in the form of NH<sub>3</sub> (Owen et al. 2001). Prior to the measurements referenced above <sup>14</sup>N/<sup>15</sup>N in Earth's atmosphere was taken to represent <sup>14</sup>N/<sup>15</sup>N in cometary NH<sub>3</sub> and was used as the basis for the initial <sup>14</sup>N/<sup>15</sup>N for Titan's atmosphere (e.g., Lunine et al. 1999). If <sup>14</sup>N/<sup>15</sup>N in NH<sub>3</sub> was not homogenous throughout the PSN, then it may be possible that Titan's building blocks could have contained NH<sub>3</sub> with a primordial ratio in the same range as the terrestrial <sup>14</sup>N/<sup>15</sup>N, which is measured at 272. We first explore whether it is possible for Titan's primordial ratio to fractionate from 272 to its current value of 167.7 and then discuss the implications for the origin of Titan's nitrogen. It has already been demonstrated that the conversion of NH<sub>3</sub> into N<sub>2</sub> by photolysis (Atreya et al. 1978) or shock chemistry (McKay et al. 1988) could not have significantly changed the <sup>14</sup>N/<sup>15</sup>N ratio (Berezhnoi 2010) nor could thermal decomposition in the interior (Glein et al. 2009). However, these studies did not consider escape, which is one of the most efficient mechanisms known to substantially fractionate the planetary atmospheres (Pepin 2006). We evaluate this mechanism here to determine if escape can fractionate the <sup>14</sup>N/<sup>15</sup>N ratio in Titan's atmosphere from 272 to 167.7 within the lifetime of the solar system.

### 3. FRACTIONATION BY ESCAPE

The evolution of isotope ratios in Titan's atmosphere depends on processes that fractionate the isotopes. Escape preferentially removes the lighter isotope from the atmosphere thus decreasing  $^{14}\text{N}/^{15}\text{N}$ . Photochemistry can also fractionate isotopes by preferentially removing either the lighter or the heavier isotope. Photochemistry in Titan's atmosphere preferentially removes the heavier isotope from  $\text{N}_2$  through self-shielding processes that incorporate more  $^{15}\text{N}$  into HCN relative to  $^{14}\text{N}$  (Liang et al. 2007; Mandt et al. 2009). Because we are looking for a limit on how much Titan's  $^{14}\text{N}/^{15}\text{N}$  can decrease over the history of the solar system, we will focus only on escape. By doing this, we will define lower limits for the time required to fractionate  $^{14}\text{N}/^{15}\text{N}$  from the terrestrial value of 272 to Titan's current value of 167.7. In our previous work, we found that hydrodynamic escape of an atmosphere drags too much of both isotopes out of the atmosphere to effectively change the ratio (Mandt et al. 2009), but the assumption was that the loss rate of the heavy isotope depended on that of the primary constituent, which could either be H,  $\text{H}_2$  or  $^{14}\text{N}_2$ . We revisit the question of escape-driven fractionation at Titan based on recent studies of escape processes (Volkov et al. 2011) that allow us to consider mass-dependent fractionation during sputtering, Jeans escape and hydrodynamic escape.

The fractionation of isotopes is described by a fractionation factor,  $f$  (Mandt et al. 2009). If  $f$  is greater than 1.0 there is preferential loss of the heavy isotope, and if  $f$  is less than 1.0 the lighter isotope is preferentially removed. The value of  $^{14}\text{N}/^{15}\text{N}$  will not change when  $f$  is 1.0. The total inventory of a constituent, in terms of the current inventory (i.e., current atmospheric masses of  $\text{N}_2$ ),  $n_0/n$ , required for fractionation from an initial  $^{14}\text{N}/^{15}\text{N}$ ,  $R_0$ , to the current  $^{14}\text{N}/^{15}\text{N}$ ,  $R$ , is given as a function of the fractionation factor:

$$\frac{n_0}{n} = \left( \frac{R}{R_0} \right)^{\frac{1}{1-f}}. \quad (1)$$

Currently nitrogen escapes from Titan at a small rate due to sputtering (De la Haye et al. 2007). This process efficiently fractionates the isotopes through diffusion as a function of the temperature in the upper atmosphere,  $T$ , and the distance between the exobase and the homopause, or  $r_e - r_h$ :

$$f = \exp \left[ - \frac{(r_e - r_h)GM(m_2 - m_1)}{kTr^2} \right] \quad (2)$$

where  $k$  is Boltzmann's constant,  $G$  is the gravitational constant,  $M$  is the mass of Titan and  $m$  is the mass of  $\text{N}_2$ . A reasonable range of  $f$  for Titan is 0.720 to 0.850 based on the extent of the atmosphere and possible temperature ranges in the thermosphere as measured by Cassini instruments (Mandt et al. 2012). Under current atmospheric conditions the fractionation factor for sputtering is  $f = 0.729$ . Figure 2 shows the inventory that must be lost by sputtering for the ratio to change from 272 to 167.7 (blue shaded region). The escape rate

at the current time due to sputtering is  $\sim 10^8 \text{ cm}^{-2} \text{ s}^{-1}$  (De la Haye et al. 2007), leading to the time limits shown in Figure 3 (blue line).

If we take into account changes in solar activity, sputtering rates early in the history of the solar system could have been up to three orders of magnitude higher for as much as 1 billion years (Gyr) due to the high density and velocity of the solar wind (Penz et al. 2005). These escape rates allow for a total loss of  $\sim 0.6$  times the current atmospheric mass over the first Gyr of Titan's lifetime. Although the reasonable range of  $f$  for Titan's current conditions is 0.720–0.850, increased solar extreme ultraviolet (EUV) flux in the early stages of the solar system would increase the temperature and extent of Titan's atmosphere, increasing  $f$  (Equation (2)), and hence reducing fractionation. Thus  $f$  of 0.720 is a lower limit, and based on Equation (1) the initial  $^{14}\text{N}/^{15}\text{N}$  must be lower than 190.

Thermal escape due to Jeans escape and hydrodynamic escape must also be considered. The current thermal escape rate at Titan is several orders of magnitude less than the sputtering rate for  $\text{N}_2$ , and has no effect on atmospheric evolution. However, thermal escape may have been effective in the distant past when the solar EUV flux was much higher (Penz et al. 2005; Mandt et al. 2009). Thermal escape produces mass-dependent fractionation that varies as a function of the Jeans escape parameter,  $\lambda$ :

$$\lambda = \frac{GMm}{kTr_e} \quad (3)$$

The value for  $\lambda$  for  $\text{N}_2$  in Titan's atmosphere is presently  $\sim 50$  (Volkov et al. 2011). Jeans escape is given as:

$$F_J = n_e \sqrt{\frac{kT}{2\pi m}} (1 + \lambda) e^{-\lambda} \quad (4)$$

where  $n_e$  is the density at the exobase. Fractionation due to Jeans escape for  $\text{N}_2$  is

$$f = \sqrt{\frac{m_1}{m_2} \frac{(1 + 1.036\lambda)e^{-1.036\lambda}}{(1 + \lambda)e^{-\lambda}}} \quad (5)$$

The possible values for  $f$  due to Jeans escape range between 0.170 when  $\lambda = 50$  and 0.820 when  $\lambda = 6$ , which is the minimum value for  $\lambda$  before transition to hydrodynamic escape (Volkov et al. 2011). Figure 2 illustrates that 0.8–13 times the current atmosphere (shaded gray area) must be lost through Jeans escape in order to fractionate  $^{14}\text{N}/^{15}\text{N}$  from 272 to 167.7. Jeans escape only becomes more significant than sputtering when  $\lambda < 10$ . We estimate the time required to lose 13 times the current atmosphere through Jeans escape based on the maximum possible rate, which is found when  $\lambda = 6$  (Volkov et al. 2011). Based on Equation (3), the temperature at the exobase must be between 650 and 1250 K, depending on the extent of the atmosphere, which could have been as far out as three Titan radii (Penz et al.

2005). The exobase temperature decreases with increasing altitude of the exobase. With these constraints, the range of possible  $N_2$  densities at the exobase can be found from the definition that the exobase occurs where the scale height equals the mean free path:

$$\frac{kTr_e^2}{GMm} = \frac{1}{\sqrt{2}\sigma n_e} \quad (6)$$

where  $\sigma$  is the collision cross section for  $N_2$ . This limits the density at the exobase to  $1\text{--}2 \times 10^6 \text{ cm}^{-3}$ , and gives a maximum Jeans escape rate of  $\sim 2.8 \times 10^9 \text{ cm}^{-2} \text{ s}^{-1}$ . Based on this, at least 34.5 Gyr are required to fractionate the isotopes, or more than seven times the lifetime of the solar system. When  $\lambda = 10$ , the time required increases to 305 Gyr because the escape rate is lower, as illustrated in Figure 3 (black line).

In hydrodynamic escape  $\lambda$  gradually becomes smaller while  $f$  increases to a value of (Volkov et al. 2011):

$$f = \sqrt{\frac{m_1}{m_2}} \quad (7)$$

as illustrated in Figure 2 (red shaded region). Figure 3 (red line) illustrates estimates for the time required for hydrodynamic escape to fractionate the isotopes. The most effective fractionation occurs when  $\lambda = 2$ , which is the only case where the time required to fractionate the isotopes is within the lifetime of the solar system. In this case we estimate the maximum possible escape rate to be  $\sim 4 \times 10^{12} \text{ cm}^{-2} \text{ s}^{-1}$  assuming an exobase that could range between its current and three times the current altitude (Penz et al. 2005) and temperatures that could be as high as 75,000 K. Other studies estimated a similar energy-limited loss rate of  $N_2$  of  $6 \times 10^{12} \text{ cm}^{-2} \text{ s}^{-1}$  at the earliest stages of the solar system, but found that this loss rate could not be sustained for more than 40 Myr (Penz et al. 2005). This is much less time than what is required for fractionating the isotopes due to hydrodynamic escape, so the time required for hydrodynamic escape is  $>100$  times too long to fractionate the  $^{14}\text{N}/^{15}\text{N}$  from 272 to 167.7.

#### 4. DISCUSSION AND CONCLUSIONS

In the previous sections we demonstrated that sputtering would require too much time to fractionate  $^{14}\text{N}/^{15}\text{N}$  in Titan's atmosphere from 272 to 167.7, even when taking into account that the early Sun would have allowed higher sputtering rates in the distant past due to a denser solar wind. Fractionation of the isotopes by sputtering would have taken more than 250 times the lifetime of the solar system, as shown in Figure 3. Jeans escape must remove 0.8–13 times the current atmosphere and hydrodynamic escape requires between 13 and 1014 atmospheric masses to be lost. As Figure 3 demonstrates, only one case of hydrodynamic escape provides a timescale that is less than the lifetime of the solar system for an escape process that could have only lasted for  $\sim 40$  million years (Penz et al. 2005). Therefore, the upper limit for the primordial ratio for Titan is limited to 190, which is in

agreement with the  $^{14}\text{N}/^{15}\text{N}$  for  $\text{NH}_3$  ice in the PSN based on cometary measurements. It is not possible for the primordial ratio of Titan to be the same as the  $^{14}\text{N}/^{15}\text{N}$  in the Earth's atmosphere, and unlikely that Titan's primordial  $^{14}\text{N}/^{15}\text{N}$  was  $\sim 435$ , thus demonstrating that Titan's nitrogen must have originated as  $\text{NH}_3$  ice from the PSN, as was also suggested by Rousselot et al. (2014). A further implication of this result is that cometary  $\text{NH}_3$  is not likely to be the primary source of Earth's nitrogen.

Furthermore, a clear difference between  $^{14}\text{N}/^{15}\text{N}$  in  $\text{N}_2$  in the PSN and in the  $\text{NH}_3$  ices formed in the PSN has been demonstrated by our results for Titan and by the measurements of  $^{14}\text{N}/^{15}\text{N}$  in cometary  $\text{NH}_3$ . This difference can provide some insight into processes at work in the PSN. Observations of prestellar cores suggest that the formation of nitriles (e.g. HCN) and amines (molecules that form by replacing one or more hydrogen atoms in  $\text{NH}_3$ ) are decoupled and that processes that enrich nitriles in  $^{15}\text{N}$  would not enrich amines in  $^{15}\text{N}$  (Hily-Blant et al., 2013). Self-shielding processes in the PSN can explain the enrichment of  $^{15}\text{N}$  in nitriles such as HCN (Clayton 2008), because HCN is formed from neutral nitrogen atoms produced by dissociation of  $\text{N}_2$ , while gas-grain chemistry (Charnley & Rodgers 2002; Rodgers & Charnley 2008) provides the best explanation for enrichment of  $\text{NH}_3$ .

Finally, determining that  $\text{NH}_3$  ices formed in the PSN is the unique source of Titan's nitrogen allows us to make a prediction for the D/H in methane in comets, which should be measured by the Rosetta mission at comet 67P/Churyumov-Gerasimenko (hereafter CG). The D/H in the water of Enceladus's plume is  $2.9 \times 10^{-4}$  (Waite et al. 2009), which is in the same range as the enriched values of D/H in water in Oort Cloud comets, suggesting that its building blocks were the same as for this family of comets (Mousis et al. 2009b). Our studies of the evolution of methane in Titan's atmosphere (Mandt et al. 2012) show that the primordial D/H in Titan's methane is bracketed between the current value measured by Cassini,  $1.6 \times 10^{-4}$  (Nixon et al. 2012), and the protosolar D/H of  $2.1 \times 10^{-5}$  (Geiss & Gloeckler 1998). The scenario for Titan formation therefore predicts that the D/H in methane in Oort Cloud comets should fall within this range. The D/H in methane in short period comets, such as CG, should be less than that of Oort Cloud comets with a lower limit of the protosolar D/H.

## Acknowledgments

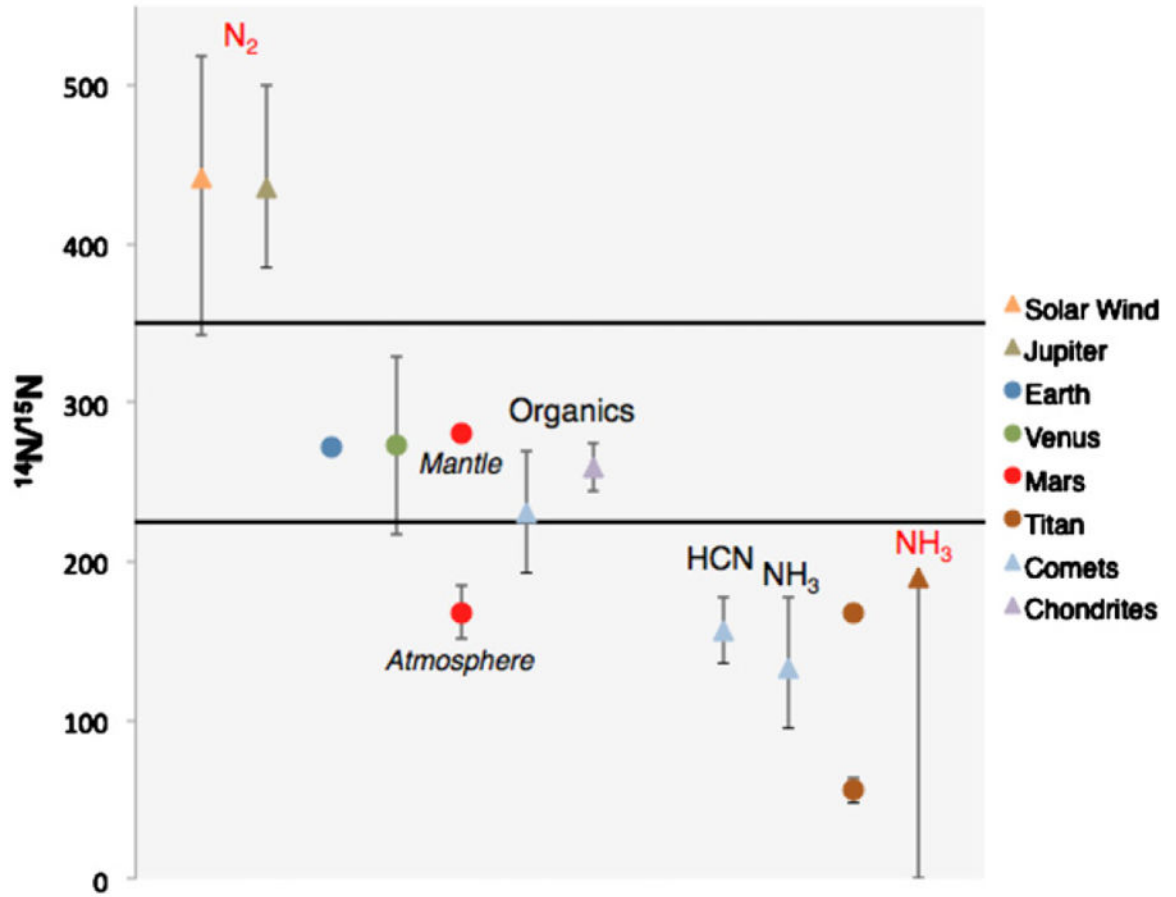
Dr. Mandt acknowledges funding of this work through JPL Subcontract 1345493 and NASA grant NNX13AQ99G. The authors thank Christopher Glein for a very helpful review.

## REFERENCES

- Alexander CMO, Bowden R, & Fogel ML 2012, *Sci*, 337, 721  
Atreya SK, Donahue TM, & Kuhn WR 1978, *Sci*, 201, 611  
Atreya SK, Lorenz R, & Waite JH 2009, in *Titan from Cassini-Huygens*, ed. Brown RH, Lebreton J-P, & Waite JH (Dordrecht: Springer), 177  
Berezhnoi AA 2010, *SoSyR*, 44, 498  
Bockelée-Morvan D, Biver N, Jehin E, et al. 2008, *ApJL*, 679, L49  
Charnley SB, & Rodgers SD 2002, *ApJL*, 569, L133  
Clayton RN 2008, in *Chemical Evolution Across Space & Time ACS Symp. Ser. Vol. 981*, ed. Zaiskowski L & Friedrich JM (Washington, D.C.: ACS Publications), 141

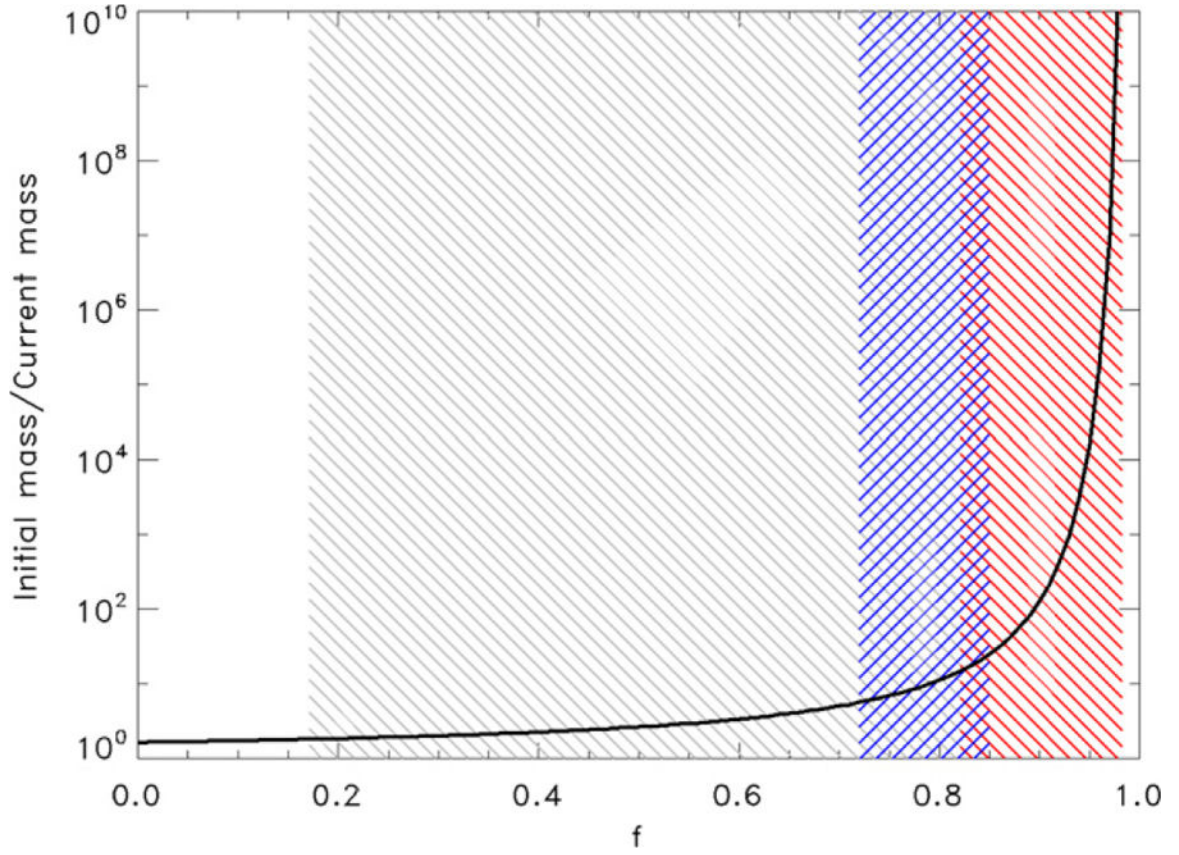


- De La Haye V, Waite JH, Johnson RE, et al. 2007, JGR, 112, A07309
- Geiss J, & Gloeckler G 1998, SSRv, 84, 239
- Glein CR, Desch S, & Shock E 2009, Icar, 204, 637
- Hily-Blant P, Bonal L, Faure A, & Quirico E 2013, Icar, 223, 582
- Hoffman JH, Hodges RR, McElroy MB, Donahue TM, & Kolpin M 1979, Sci, 205, 49
- Jacovi R, & Bar-Nun A 2008, Icar, 196, 302
- Liang M-C, Heays AN, Lewis BR, Gibson ST, & Yung YL 2007, ApJL, 664, L115
- Lunine JI, Yung YL, & Lorenz RD 1999, P&SS, 47, 1291
- Mandt KE, Waite JH, Lewis W, et al. 2009, P&SS, 57, 1917
- Mandt KE, Waite JH, Teolis B, et al. 2012, ApJ, 749, 160
- Marty B, & Zimmermann L 1999, GeCoA, 63, 3619
- Marty B, Zimmermann L, Burnard PG, et al. 2010, GeCoA, 74, 340
- Mathew KJ, & Marti K 2001, JGR, 106, 1401
- McKay CP, Scattergood TW, Pollack JB, Borucki WJ, & Van Ghysseghem HT 1988, Natur, 332, 520
- McKeegan KD, Aléon J, & Bradley J 2006, Sci, 314, 1724
- Mousis O, Lunine JI, Pasek M, et al. 2009a, Icar, 204, 749
- Mousis O, Lunine JI, & Waite JH 2009b, ApJL, 701, L39
- Niemann HB, Atreya SK, Demick JE, et al. 2010, JGR, 115, E12006
- Nixon CA, Temelso B, Vinatier S, et al. 2012, ApJ, 749, 159
- Owen TC, & Bar-Nun A 1995, Icar, 116, 215
- Owen TC, Mahaffy PR, Niemann HB, Atreya SK, & Wong MH 2001, ApJL, 553, L77
- Penz T, Lammer H, Kulikov YN, & Biernat HK 2005, AdSpR, 36, 241
- Pepin RO 2006, E&PSL, 252, 1
- Prinn RG, & Fegley B 1981, ApJ, 249, 308
- Rodgers SD, & Charnley SB 2008, MNRAS Lett, 385, L48
- Rousselot P, Piralí O, Jehin E, et al. 2014, ApJL, 780, L17
- Shinnaka Y, Kawakita H, Kobayashi H, Nagashima M, & Boice DC 2014, ApJ, 782, L16
- Volkov AN, Johnson RE, Tucker OJ, & Erwin JT 2011, ApJL, 729, L24
- Waite JH Jr., Lewis WS, Magee BA, et al. 2009, Natur, 460, 487
- Wong MH, Atreya SK, Mahaffy PN, et al. 2013, GRL, 40, 1



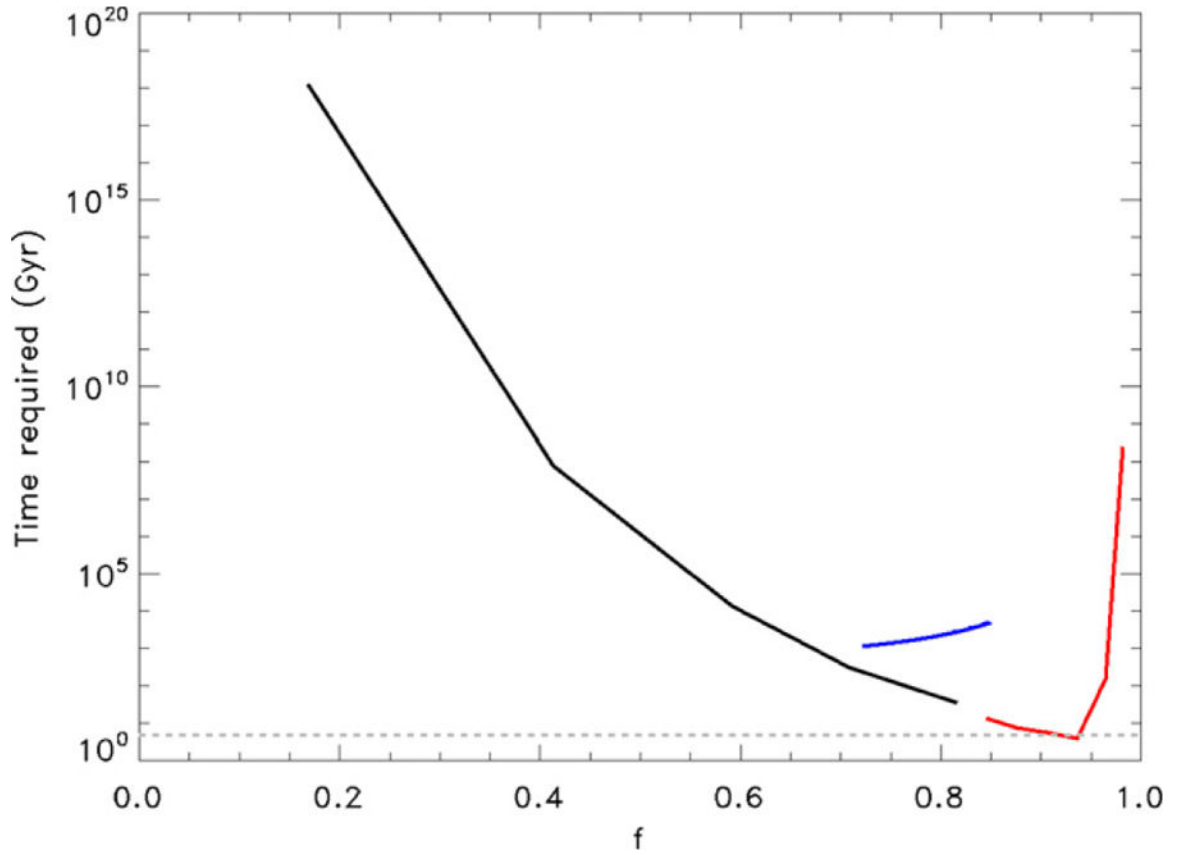
**Figure 1.**

Measurements of nitrogen isotope ratios throughout the solar system. Triangles are primordial values representing  $^{14}\text{N}/^{15}\text{N}$  in the PSN. Circles are isotope ratios that have evolved over the 4.6 Billion year history of the solar system. The primordial value for Titan is inferred from models of atmospheric evolution. The composition of each primordial  $^{14}\text{N}/^{15}\text{N}$  is provided as either the constituent that was measured (black) or inferred (red) based on current understanding of the evolution of the solar system.



**Figure 2.**

Initial atmospheric mass in terms of the number of current atmospheres required to fractionate  $^{14}\text{N}/^{15}\text{N}$  from 272 to 167.7, and the fractionation factor,  $f$ . Hydrodynamic escape (red range) requires loss of between 13 and  $10^{14}$  times the current atmosphere, while Sputtering (blue range) only requires loss of 5–24 times the current atmosphere and Jean escape (gray range) requires loss of 0.8–13 times the current atmosphere.



**Figure 3.** Time required (in billions of years, or Gyr) to change the ratio from 272 to 167.7, shown as a function of  $f$  for Hydrodynamic escape (red), Jeans escape (black) and Sputtering (blue). With the exception of one case of Hydrodynamic escape, each type of escape requires longer than the lifetime of the solar system (dashed gray line). The minimum time is  $\sim 3.8$  Gyr for an escape rate and  $f$  that could only have been sustained for 40 Myr.

Table 1

Measurements of  $^{14}\text{N}/^{15}\text{N}$  Throughout the Solar System

Target	$^{14}\text{N}/^{15}\text{N}$	Primordial or Evolved ratio	Form of nitrogen	Primordial form
Solar wind	$442 \pm 100$ <sup>1</sup>	Primordial	N	N <sub>2</sub>
Jupiter	$435 \pm 65$ <sup>2</sup>	Primordial	NH <sub>3</sub>	N <sub>2</sub>
Several Jupiter family and Oort cloud comets	$157 \pm 21$ <sup>3</sup>	Primordial	HCN	HCN
Summed spectrum of several Jupiter family and Oort cloud comets	$127 \pm 32$ <sup>4</sup>	Primordial	NH <sub>3</sub>	NH <sub>3</sub>
Comet C/2012 S1 (ISON)	$139 \pm 38$ <sup>5</sup>	Primordial	NH <sub>3</sub>	NH <sub>3</sub>
Titan's atmosphere	$167.7 \pm 1.7$ <sup>6</sup>	Evolved	N <sub>2</sub>	NH <sub>3</sub>
Titan's building blocks	$\leq 190$	Primordial	NH <sub>3</sub>	
Comet 81P/Wild 2 grains	$231 \pm 38$ <sup>7</sup>	Primordial	Organics with ice	Organics + HCN & NH <sub>3</sub>
Chondrites	$259 \pm 15$ <sup>8</sup>	Primordial	Organics	Organics
Earth's atmosphere	$272 \pm 0.3$ <sup>9</sup>	Evolved	N <sub>2</sub>	
Earth's mantle	$270.4 \pm 3.3$ <sup>9</sup>	Unknown	N <sub>2</sub>	
Venus' atmosphere	$273 \pm 56$ <sup>10</sup>	Unknown	N <sub>2</sub>	TBD
Mars meteorite	$280 \pm 5$ <sup>11</sup>	Unknown	Various N-bearing compounds	
Mars' atmosphere	$168 \pm 17$ <sup>12</sup>	Evolved	N <sub>2</sub>	

Notes. We identify the form of nitrogen in which the measurement was made and the likely form of nitrogen when it was delivered to the target body. Sources:

<sup>1</sup>Marty et al. (2010)

<sup>2</sup>Owen et al. (2001)

<sup>3</sup>Bockelee-Morvan et al. (2008)

<sup>4</sup>Rousselot et al. (2014)

<sup>5</sup>Shimada et al. (2014)

<sup>6</sup>Niemann et al. (2010)

NASA Author Manuscript

NASA Author Manuscript

NASA Author Manuscript

- <sup>7</sup>McKeegan et al. (2006)
- <sup>8</sup>Alexander et al. (2012)
- <sup>9</sup>Marty & Zimmerman (1999)
- <sup>10</sup>Hoffman et al. (1979)
- <sup>11</sup>Mathew & Marti 2001
- <sup>12</sup>Wong et al. (2013).