



**HAL**  
open science

## **Somatic embryogenesis as an effective regeneration support for reverse genetics in maritime pine: the Sustainpine collaborative project as a case study**

Jean-François Trontin, Sandrine Debille, Francis Canlet, Luc Harvengt, Marie-Anne Lelu-Walter, Philippe Label, Caroline Teyssier, Marie-Claude Lesage Descauses, Claire Le Mette, Célia Miguel, et al.

### ► **To cite this version:**

Jean-François Trontin, Sandrine Debille, Francis Canlet, Luc Harvengt, Marie-Anne Lelu-Walter, et al.. Somatic embryogenesis as an effective regeneration support for reverse genetics in maritime pine: the Sustainpine collaborative project as a case study. 2. International Conference of the IUFRO Working Party 2.09.02, "Somatic Embryogenesis and Other Vegetative Propagation Technologies", International Union of Forest Research Organisations (IUFRO). Vienne, AUT., Jun 2012, Brno, Czech Republic. hal-01268055

**HAL Id: hal-01268055**

**<https://hal.science/hal-01268055v1>**

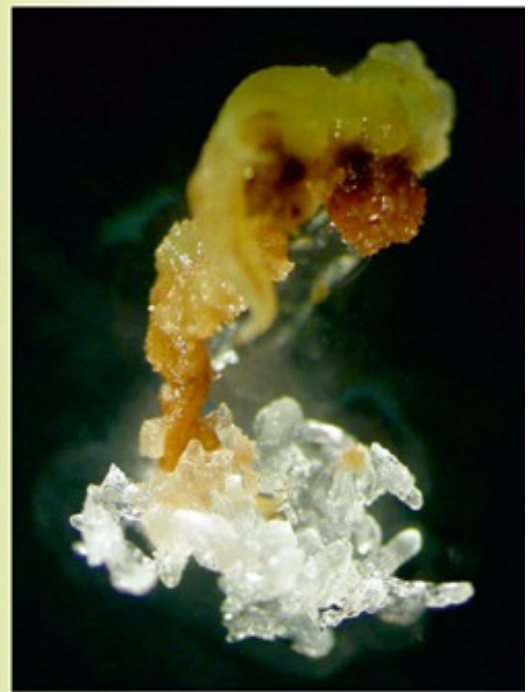

Submitted on 3 Jun 2020

**HAL** is a multi-disciplinary open access archive for the deposit and dissemination of scientific research documents, whether they are published or not. The documents may come from teaching and research institutions in France or abroad, or from public or private research centers.

L'archive ouverte pluridisciplinaire **HAL**, est destinée au dépôt et à la diffusion de documents scientifiques de niveau recherche, publiés ou non, émanant des établissements d'enseignement et de recherche français ou étrangers, des laboratoires publics ou privés.



## Integrating vegetative propagation, biotechnologies and genetic improvement for tree production and sustainable forest management



# Proceedings

Second International Conference of the IUFRO Working Party 2.09.02

June 25 - 28, 2012 • Brno, Czech Republic





Proceedings of the IUFRO Working Party 2.09.02 conference  
“Integrating vegetative propagation, biotechnologies and genetic improvement  
for tree production and sustainable forest management”  
June 25-28, 2012. Brno, Czech Republic



## Somatic embryogenesis as an effective regeneration support for reverse genetics in maritime pine: the Sustainpine collaborative project as a case study

Jean-François Trontin<sup>1\*</sup>, Sandrine Debille<sup>1</sup>, Francis Canlet<sup>1</sup>, Luc Harvengt<sup>1</sup>, Marie-Anne Lelu-Walter<sup>2</sup>, Philippe Label<sup>2</sup>, Caroline Teyssier<sup>2</sup>, Marie-Claude Lesage-Descauses<sup>2</sup>, Claire Le Metté<sup>2</sup>, Célia Miguel<sup>3</sup>, José de Vega-Bartol<sup>3</sup>, Mariagrazia Tonelli<sup>3</sup>, Raissa Santos<sup>3</sup>, Andrea Rupps<sup>4</sup>, Seyedeh Batool Hassani<sup>4</sup>, Kurt Zoglauer<sup>4</sup>, Elena Carneros<sup>5</sup>, Carmen Díaz-Sala<sup>5</sup>, Dolores Abarca<sup>5</sup>, Isabel Arrillaga<sup>6</sup>, Isabel Mendoza-Poudereux<sup>6</sup>, Juan Segura<sup>6</sup>, Concepción Avila<sup>7</sup>, Marina Rueda<sup>7</sup>, Javier Canales<sup>7</sup>, Francisco M. Cánovas<sup>7</sup>

<sup>1</sup>FCBA, Biotechnology and advanced Forestry Department, Genetics & Biotechnology group, 71, Route d'Arcachon, Pierroton, 33610 Cestas, France. \*Corresponding author: [jean-francois.trontin@fcba.fr](mailto:jean-francois.trontin@fcba.fr). <sup>2</sup>INRA, UR 588, Research Unit on Breeding, Genetic and Physiology of Forest trees, 2163 Av. de la Pomme de pin, CS 4001 Ardon, 45075 Orléans Cedex 2, France. [Marie-anne.Lelu-Walter@orleans.inra.fr](mailto:Marie-anne.Lelu-Walter@orleans.inra.fr). <sup>3</sup>IBET and ITQB-UNL, Forest Biotechnology Laboratory, Av. República, Qta. Do Marques (EAN), Apartado 12, 2781-901 Oeiras, Portugal. [cmiguel@itqb.unl.pt](mailto:cmiguel@itqb.unl.pt). <sup>4</sup>Humboldt University of Berlin, Institute of Biology, D-10115, Berlin, Invalidenstr. 42, Germany. [kurt.zoglauer@biologie.hu-berlin.de](mailto:kurt.zoglauer@biologie.hu-berlin.de). <sup>5</sup>University of Alcalá, Department of Plant Biology, 28871, Alcalá de Henares, Madrid, Spain. [carmen.diazsala@uah.es](mailto:carmen.diazsala@uah.es). <sup>6</sup>University of València, Dpto. Biología Vegetal, Facultad de Farmacia, 46100 Buiassot, València, Spain. [isabel.arrillaga@uv.es](mailto:isabel.arrillaga@uv.es). <sup>7</sup>University of Málaga, Molecular Biology Laboratory, Campus de Teatinos, 29071 Málaga, Spain. [canovas@uma.es](mailto:canovas@uma.es)

**Keywords:** maritime pine, somatic embryogenesis, transgenesis, reverse genetics, functional gene validation

### Background

Reverse genetics, defined as ectopic candidate gene expression or silencing, has become an indispensable tool for functional dissection of traits of interest in forest trees. In maritime pine as in other conifers, long generation time and long life span, high genetic loads as well as high genetic redundancy are major obstacles to perform standard genetic approaches including association genetics. Validating marker associations with specific properties before transferring into breeding selection models is still challenging. Stable *Agrobacterium*-mediated genetic transformation of maritime pine was first reported by Trontin *et al.* (2002) and developed in both France (FCBA, INRA) and Portugal (IBET) with sufficient refinement (reviewed in Trontin *et al.* 2007) to envisage practical application in reverse genetics as an attractive alternative to association studies. As a result, the technology has been recently implemented in French (GenoQB, 2006-2009) and transnational (Sustainpine, 2010-2013) or European initiatives (ProCoGen 2012-2016). Somatic embryogenesis (SE) was revealed as a key tissue culture system for achieving genetic transformation, easy cryopreservation of transgenic tissue and efficient transgenic plant regeneration in maritime pine. Much consideration is given in France, Portugal and Spain to apply SE as a clonal propagation system for maritime pine improvement and deployment strategies in multivarietal forestry (MVF, Park YS, reviewed in Klimaszewska *et al.* 2007). By using this technology it is expected that we will obtain greater genetic gain, high flexibility in deployment of tested embryogenic varieties and easy balancing of genetic gain and diversity in plantations. Both SE and *Agrobacterium*-mediated transformation methods developed at FCBA, INRA or IBET are being successfully transferred to different partners through running the Sustainpine project (<http://www.scbi.uma.es/sustainpine/>).


### SE in model line PN519: effective transfer at different labs

Using published protocols from FCBA, INRA and IBET (Klimaszewska *et al.* 2007), most SE steps could be

completed by Sustainpine partners for the selected embryogenic line provided by FCBA (PN519). A 100% recovery and multiplication of embryogenic tissue was achieved from a shared FCBA cryopreserved stock. PN519 line maturation required only minor adaptations at different labs with yields established in the range 60-221 embryos per g fresh mass (f.m.) tissue (FCBA/INRA reference yield:  $85 \pm 16$  embryos  $g^{-1}$  f.m.). Progressive loss of embryogenic ability as a function of line ageing (usually within 6 months propagation) could explain the lower yields obtained in some cases ( $< 20$  embryos  $g^{-1}$  f.m.). Efficient handling of embryogenic line post-reevaluation using a combination of adapted culture practices is a key point for successful regeneration of transgenic plants. Cotyledonary embryos could be converted into acclimatized plantlets at a rate of 31-60% (INRA/FCBA reference data: 35-45%).

#### Genetic transformation of PN519 with reference, control binary vector

pCbar, a binary vector provided by FCBA and derived from pCambia1301 (Roberts *et al.* 1998) and pAHC20 (Christensen and Quail 1996), was used as a reference to test for genetic transformation of PN519 at different labs. Considering published papers (reviewed in Trontin *et al.* 2007) and unpublished data, a common Sustainpine protocol based on phosphinothricin (PPT) selection was established by FCBA and INRA. Considering FCBA/INRA reference data for this line ( $89.6 \pm 18.4$  PCR-positive, PPT-resistant lines  $g^{-1}$  f.m.), protocol transfer was considered effective for most partners with a transformation rate established in the range of 19.0-78.4 PCR-positive, PPT-resistant lines  $g^{-1}$  f.m. However it is still a tricky step that required technical adaptations at some labs. A key consideration for successful transgenic plant regeneration was to avoid PN519 line ageing and associated decrease in both transformation rate and embryogenic ability.



**Fig. 1** *Agrobacterium*-mediated genetic transformation and plant regeneration through somatic embryogenesis in maritime pine. **a** Cocultivated embryogenic tissue from line PN519 (1 week after cocultivation with *Agrobacterium tumefaciens*). **b** Small embryogenic cell clumps on selective medium (phosphinothricin) for 1 week. **c** Culture behaviour after selection for 7 weeks. Note the discreet phosphinothricin-resistant embryogenic whitish tissue (arrows) escaping from the surrounding, browning non-transformed cells. **d** Phosphinothricin-resistant embryogenic lines propagated on selection medium. **e** Germinating cotyledonary somatic embryos from transgenic (upper photo) and non-transformed control (lower photo). **f** Acclimatized plantlets in the greenhouse. **g** Young plantlet (2 months old post acclimatization) expressing an *ihpRNA* targeting the *CAD* gene. **h** One-year-old transgenic plants expressing *ihpRNA* constructs targeting the *CAD*, *GRP*, *KOR* or *MYB14* gene. **i** Two-year-old transgenic plants overexpressing the *GS1a* gene. Bars = 1cm (a-e, g) or 10 cm (f, h, i). Picture origin: Sustainpine project (a-e), GenoQB project (f-h), FCBA/Univ. Málaga collaboration (i)

### Transformation rate of PN519 with selected overexpression and RNAi vectors

Ubiquitin promoter-based binary vectors developed by PSB/Gent University (Karimi *et al.* 2002) were selected for constitutive overexpression (OE, pMBb7Fm21GW-UBIL) or downregulation of gene expression through RNAi (*ihpRNA*: intron-spliced hairpin RNA strategy, pBb7GW-I-WG-UBIL). Standard protocols for maritime pine transgenesis using PPT as selective agent resulted in a quite low transformation rate (PCR-positive, PPT-resistant lines  $g^{-1}$  f.m.) for both the OE (4.0-8.0) and RNAi vector (3.0-8.7) as compared with reference pCbar. The number of transgenic lines produced in standard transformation experiment is sufficient to fulfil the requirement for biological repeats, i.e. 3-10 independent transgenic lines per construct. However validation of alternative, improved selection schemes is underway.

### Conclusion

Previous expertise in maritime pine SE and genetic transformation (FCBA, INRA Orléans, IBET) has been transferred and is currently jointly developed with 3 other partners (Univ. of Alcalá, Univ. of València, Humboldt Univ. of Berlin). This transnational task force developed in the frame of Sustainpine (workpackage 3) is supporting one of the greatest efforts in conifers worldwide towards reverse genetics for functional candidate gene analysis (39 genes investigated). Biological outcomes in maritime pine will be facilitated by integrated analysis (collaboration between 9 Sustainpine partners) of new and previously created transgenic resources (cryopreserved embryogenic lines and somatic plants up to several years old).

**Acknowledgements:** This work was partly funded in the frame of the projects GenoQB (2006-2009, *Genomics of wood formation and molecular tools for breeding wood quality in maritime pine*, ANR-05-GPLA-027, coord. C. Plomion, INRA Pierroton, France) and Sustainpine (2010-2013, *Genomic tools in maritime PINE for enhanced biomass production and SUSTAINable forest management*, PLE2009-0016, coord. F. Cánovas, University of Málaga). The GenoQB research involved INRA Pierroton, INRA Orléans and FCBA (France) and was funded by Agence Nationale pour la Recherche (ANR) under the coordination of Génoplante. The Sustainpine research has been achieved within the framework of the Transnational (France, Germany, Spain and Portugal) Cooperation within the 2009 PLANT-KBBE Initiative (Scientific and Technological Cooperation in Plant Genome Research as basis of the 'Knowledge Based Bio-Economy'), with funding from the Agence Nationale pour la Recherche (ANR), Projektträger Jülich (PtJ) on behalf of the Federal Ministry of Education and Research (BMBF), Ministerio de Ciencia e Innovación (MICINN) and Fundação para a Ciência e a Tecnologia (FCT), respectively. Authors are grateful to Dr. Jan Bonga for reviewing the manuscript.

### References

- Christensen AH, Quail PH (1996) Ubiquitin promoter-based vectors for high-level expression of selectable and/or screenable marker genes in monocotyledonous plants. *Transgenic Res.* 5:213–218
- Karimi M, Inzé D, Depicker A (2002) GATEWAY vectors for *Agrobacterium*-mediated plant transformation. *Trends in Plant Science* 7:193–195
- Klimaszewska K, Trontin JF, Becwar M, Devillard C, ParYS, Lelu-Walter MA (2007) Recent progress on somatic embryogenesis of four *Pinus* spp. *Tree and Forest Science and Biotechnology* 1:11–25 (review).
- Roberts CS, Rajagopal S, Smith LA, Nguyen TA, Yang W, Nugroho S, Ravi KS, Cao ML, Vijayachandra K, Patell V, Harcourt RL, Dransfield L, Desamero N, Slamet I, Keese P, Kilian A, Jefferson RA (1998) A comprehensive

- set of modular vectors for advanced manipulations and efficient transformation of plants by both *Agrobacterium* and direct DNA uptake methods. Vector release man. v3.05, CAMBIA, Canberra 6 pp.
- Trontin JF, Harvengt L, Garin E, Lopez-Vernaza M, Arancio L, Hoebeke J, Canlet F, Pâques M (2002) Towards genetic engineering of maritime pine (*Pinus pinaster* Ait.). *Annals of Forest Science* 59:687–697
- Trontin JF, Walter C, Klimaszewska K, Park YS, Lelu-Walter MA (2007) Recent progress on genetic transformation of four *Pinus* spp. *Transgenic Plant Journal* 1:314–329

