



HAL
open science

Waiting times of entangled electrons in normal-superconducting junctions

M. Albert, D. Chevallier, Pierre Devillard

► **To cite this version:**

M. Albert, D. Chevallier, Pierre Devillard. Waiting times of entangled electrons in normal-superconducting junctions. *Physica E: Low-dimensional Systems and Nanostructures*, 2016, 76, pp.209-215. 10.1016/j.physe.2015.10.033 . hal-01264874

HAL Id: hal-01264874

<https://hal.science/hal-01264874>

Submitted on 17 Apr 2018

HAL is a multi-disciplinary open access archive for the deposit and dissemination of scientific research documents, whether they are published or not. The documents may come from teaching and research institutions in France or abroad, or from public or private research centers.

L'archive ouverte pluridisciplinaire **HAL**, est destinée au dépôt et à la diffusion de documents scientifiques de niveau recherche, publiés ou non, émanant des établissements d'enseignement et de recherche français ou étrangers, des laboratoires publics ou privés.

Waiting times of entangled electrons in normal-superconducting junctions

M. Albert

Université de Nice Sophia-Antipolis, INLN, CNRS, 06560 Valbonne, France

D. Chevallier

Institut-Lorentz, Universiteit Leiden, P.O. Box 9506, 2300 RA Leiden, The Netherlands

P. Devillard

Aix Marseille Université, CNRS, CPT, UMR 7332, 13288 Marseille, France

Université de Toulon, CNRS, CPT, UMR 7332, 83957 La Garde, France

arXiv:1506.07042v2 [cond-mat.mes-hall] 25 Sep 2015

Abstract

We consider a normal-superconducting junction in order to investigate the effect of new physical ingredients on waiting times. First, we study the interplay between Andreev and specular scattering at the interface on the distribution of waiting times of electrons or holes separately. In that case the distribution is not altered dramatically compared to the case of a single quantum channel with a quantum point contact since the interface acts as an Andreev mirror for holes. We then consider a fully entangled state originating from splitting of Cooper pairs at the interface and demonstrate a significant enhancement of the probability to detect two consecutive electrons in a short time interval. Finally, we discuss the electronic waiting time distribution in the more realistic situation of partial entanglement.

Keywords: Normal-superconducting junction, Andreev reflection, waiting time distribution, entanglement

PACS: 02.50.Ey, 72.70.+m, 73.23.Hk

1. Introduction

Markus Büttiker was certainly one of the most influential scientists in the field of mesoscopic physics. Among all his important contributions, time in quantum mechanics has a peculiar flavor since it occupied his mind at the right beginning and at the end of his carrier. Intrigued at first by the traversal time of an electron through a tunnel barrier [1, 2], he came back to this topic after the emergence of “on-demand single electron sources” [3, 4, 5, 6, 7, 8, 9, 10, 11, 12, 13], which he greatly contributed to develop [14, 15, 16, 17, 18, 19, 20, 21, 22, 23], via the concept of waiting time distribution (WTD) [24, 25, 26].

Charge transport at the nanoscale is known to be stochastic due to the quantum nature of particles [16]. Therefore, going beyond the knowledge of average quantities, such as the average electronic current, appears to be unavoidable and extremely fruitful at the same time. A deep physical insight can indeed be inferred from the fluctuations of the signal and extracted from various observables. Noise [16] and Full Counting Statistics (FCS) [27, 28, 29], namely the second moment of current fluctuations and the statistics of charges transferred during a long time interval, are among the most popular quantities and have been

proved to be powerful tools. With the development of electron quantum optics [30] and the progress in single electron detection at high frequencies [4, 31, 32, 33], it is now relevant and possible to consider electron dynamics and time resolved quantities at quantum mechanical time scales (typically nano-seconds and below). Therefore, new theoretical tools have been developed to describe the current fluctuations at such time scales, such as finite frequency noise [4, 16, 20, 21, 34, 35, 36] and FCS [37, 38, 39, 40, 41, 42], Wigner functions [43], or the WTD [24, 25, 26, 44, 45, 46, 47, 48, 49, 50, 51, 52, 53]. The latter, describes the statistical distribution of time intervals between the detection of two electrons and therefore gives accurate information about correlations between subsequent electrons.

The WTD has been studied for particularly simple systems like single and multiple electronic quantum channels connected to two normal leads via a Quantum Point Contact (QPC) [25, 49, 52], a quantum capacitor [24, 53], a double quantum dot [45, 49], a train of Lorentzian pulses [26, 47] or a quantum dot connected to a normal and a superconducting lead [48, 54], among others. In this paper we revisit the physics of Normal-Superconducting (NS) junction through the point of view of waiting times in order to illustrate the effect of superconducting correlations and entanglement [55, 56, 59, 60] on their distribution.

Email address: mathias.albert@inln.cnrs.fr (M. Albert)

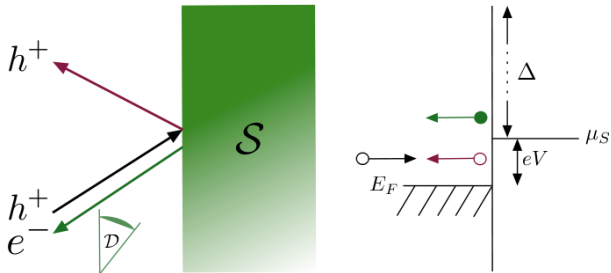


Figure 1: (Color online) Left: Schematic picture of a Normal-Superconducting junction. A hole approaching the interface from the normal part is either normally reflected or Andreev reflected back as an electron. A single electron detector is positioned to detect electrons from Andreev events. Right: energy diagram of the setup. The superconducting chemical potential μ_S is set to an energy eV above the Fermi energy of the normal part and the gap Δ is much larger than the potential difference eV .

Indeed, as we will discuss later, such a system may emit entangled electrons in the normal part, and leads to interesting features in the WTD.

The paper is organized as follows. In Sec. 2, we describe the model used for the NS junction and the formalism needed for computing the WTD. In Sec. 3, we discuss the effect of the transparency of the barrier (the energy dependence of the Andreev reflection) when the detection process is sensitive to only one electronic spin species and a certain range of energy. Section 4 is devoted to the effect of entanglement between spin up and spin down electrons emitted from the superconducting part, on the WTDs. We finally conclude and discuss some perspectives in Sec. 5. Moreover, for the sake of clarity, technical details are moved to the appendices. Appendix A demonstrates the formal analogy between our setup and a single quantum channel conductor for a specific detection process whereas important steps for the numerical and analytical calculations of the WTD in the entangled case are explained in Appendix B.

2. Model

One very important consequence of superconductivity is the existence of Andreev reflection. Such a phenomenon arises because the superconducting device cannot accommodate any single particle excitation with energy below the gap Δ . Therefore, if a single particle like an electron or a hole flows from the normal part to the superconducting part with an energy below this threshold it can only be scattered back at the interface. However, there are now two possibilities. An electron (a hole) can be either normally reflected (specular reflection), that is to say, reflected as an electron (a hole) or converted to a hole (an electron). This is the so called Andreev reflection which originates from the fact that the incoming electron finds a partner to create a Cooper pair which can enter in the superconductor and leave a hole behind.

To be more specific, the system of interest is a polarized NS junction (with an s-wave superconductor), at zero temperature, as presented on Fig. 1. The superconductor chemical potential μ_S is set to be at a potential eV above the Fermi level E_F of the normal metal. In such a situation, there is an incident hole, coming from the metal, that can be either normally reflected or Andreev reflected as an electron. Another way of picturing the Andreev effect is to think about the inverse configuration where a Cooper pair in the superconductor (at energy μ_S and zero momentum for an s-wave superconductor) splits at the interface and gives birth to an entangled pair of electrons. From now on, we will take eV much smaller than the superconducting gap Δ in order to focus on this sub-gap phenomenon. This also has the benefit to make the Andreev time $t_A \equiv \hbar/\Delta$ (the typical time needed for an Andreev event) much smaller than $\bar{\tau} \equiv \hbar/(eV)$ (the typical time separation of two single particle wave packets emitted in the normal metal [25, 61]). This allows us to assume that Andreev events are instantaneous and make use of scattering theory. In addition, this assumption allows one to linearize the dispersion relation around μ_S as $E(k) = \hbar v_F k$, with E and k measured from μ_S and its corresponding momentum (or around the Fermi level since $eV \ll E_F$ and μ_S).

At the interface, the scattering is in general not perfect and both normal and Andreev reflection will play a role. In order to describe this effect, we use the standard Blonder-Tinkham-Klapwijk (BTK) model [62] which has been widely used in the literature. The junction is modeled by a point-like barrier potential $U(x) = 2ZE_F\lambda_F\delta(x)$, where λ_F is the Fermi wavelength and Z is a parameter measuring the strength of the barrier. It is then possible to compute the scattering matrix of this setup exactly and obtain the normal and Andreev transmission/reflection coefficients [62, 63]. We do not reproduce these results in the present paper but give the corresponding numerical values of the coefficients when necessary.

Figure 1 illustrates the scattering processes that we are now going to describe mathematically. The incident holes of energies $\mu_S - E$ lying between E_F and μ_S , arriving from the left and propagating to the right will be either normally reflected as holes of the same energies with amplitude r_N or Andreev reflected as electrons of energies $\mu_S + E$ with amplitude r_A . The incoming scattering state is therefore a Slater determinant of holes of the form [57, 58, 59]

$$|\psi_{\text{in}}\rangle = \prod_{E=0}^{eV} c_{k(E),\uparrow} c_{k(E),\downarrow} |0\rangle, \quad (1)$$

where $|0\rangle$ stands for the filled Fermi sea up to μ_S in the normal part. However, in the electron language, this state is just the Fermi sea $|F\rangle$ filled up to E_F instead of μ_S . In the following, we will rather use the electronic picture to simplify the notation but both pictures are equivalent [59]. Due to scattering at the interface, the outgoing state is therefore a superposition of reflected holes, entangled

electrons and non-entangled electrons [56, 57, 58, 59, 62, 63]

$$|\psi_{\text{out}}\rangle = \prod_{E=0}^{eV} (r_N^*(E) + r_A(E)c_{k(E),\uparrow}^\dagger c_{-k(-E),\downarrow}^\dagger) \times (r_N(E) - r_A^*(E)c_{k(E),\downarrow}^\dagger c_{-k(-E),\uparrow}^\dagger) |F\rangle. \quad (2)$$

Indeed, it is pretty straightforward to see that the previous equation, for a given energy, gives birth to three kinds of term with different levels of complexity. The terms $|F\rangle$ and $c_{k(E),\uparrow}^\dagger c_{-k(-E),\downarrow}^\dagger c_{k(E),\downarrow}^\dagger c_{-k(-E),\uparrow}^\dagger |F\rangle$ correspond to non-entangled contributions whereas $(c_{k(E),\uparrow}^\dagger c_{-k(-E),\downarrow}^\dagger - c_{k(E),\downarrow}^\dagger c_{-k(-E),\uparrow}^\dagger) |F\rangle$ describes fully entangled electrons originating from the splitting of a Cooper pair at the interface. When Andreev reflection is absent ($r_a = 0$), the Fermi Sea is unperturbed by the interface and nothing interesting happens. Counter-intuitively, perfect Andreev reflection does not lead to perfect entanglement. On the contrary, the state is a Slater determinant of non-entangled electrons and the NS junction acts as a conventional electron source [58]. It appears that the maximally entangled situation arises when Andreev and normal reflection probabilities are both equal to one half. Nevertheless, the WTD of a fully entangled state has never been studied to our knowledge and we will take the opportunity to study it in this paper before considering the general and more realistic state emitted at the interface.

In order to conclude this section, we recall a few definitions about WTDs. As mentioned in the introduction, the waiting time τ is defined as the time delay between the detection of two single particles. Due to scattering and the quantum nature of particles, this time is a random variable, which distribution (the WTD) brings an elegant and instructive picture of the physics. For stationary systems, namely when there is no explicit time dependence, the WTD $\mathcal{W}(\tau)$ depends on τ only (and not on absolute time) and is closely related to the Idle Time Probability (ITP) $\Pi(\tau)$, the probability to detect no electron during a time interval τ

$$\mathcal{W}(\tau) = \langle \tau \rangle \frac{d^2 \Pi(\tau)}{d\tau^2}, \quad (3)$$

where $\langle \tau \rangle = - \left[\frac{d\Pi(\tau)}{d\tau} \right]_{\tau=0}^{-1}$ is the mean waiting time [49]. To go further, we must now specify the detection procedure to compute the WTD. In what follows we will assume perfect single electron projective measurement but will consider two different situations as described below. Such perfect detection process is still theoretical and extremely challenging at very short time scales (nano-second and below) but recent experiments [4, 31, 32, 33] are very promising about this issue. In order to compute the ITP, we regularize the scattering problem as usual [49]. We discretize energy, ranging from 0 to eV , in N slices and wave vectors as $k_n = \frac{2\pi n}{N} \frac{[eV]}{hv_F}$ and consider the limit $N \rightarrow \infty$ to mimic a stationary process.

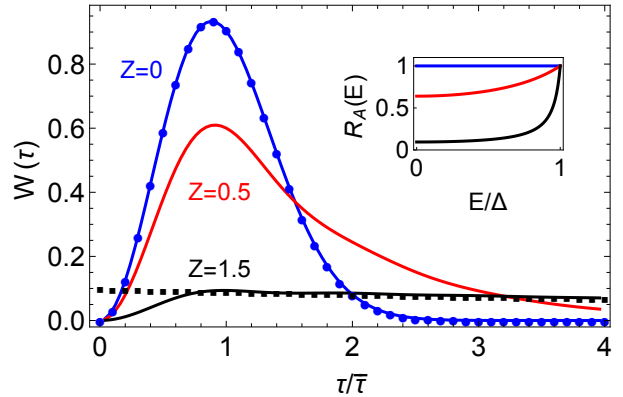


Figure 2: (Color online) WTD of Andreev events for various barrier transparencies. As Z is increased, R_A decreases from one to zero as shown in the inset. For $Z = 0$, $R_A = 1$ and the WTD is described by the Wigner distribution (blue dots, Eq. (5)). Close to perfect specular reflection ($R_A \ll 1$) the distribution approaches an exponential law except for very small times (black squares). For intermediate Z , small oscillations with period $\bar{\tau}$ are superimposed to an exponential decay. Together, with the dip at $\tau = 0$, they are manifestations of Pauli's exclusion principle [25].

3. Andreev mirror for detecting WTD of holes

The first application of this setup will be to measure the WTD of holes via the detection of Andreev reflected electrons or in other words the WTD of Andreev events [64]. A single electron detector is located at a position x_0 far away from the interface. In this section we assume that the detector measures only one spin orientation that we will choose upward for concreteness. Moreover, we make the additional assumption that it is only sensitive to energies above μ_S , using a quantum dot for instance [65]. As a consequence, this allows us to avoid complications due to entanglement [55, 65], which will be the subject of the next section. Following [25, 26, 28], the ITP is defined as

$$\Pi_{\uparrow}(\tau) = \langle \psi_{\text{out}} | : e^{-Q_{\uparrow, E > \mu_S}} : | \psi_{\text{out}} \rangle \quad (4)$$

with the explicit condition that only electrons with energies above μ_S contribute. Here $Q_{\uparrow} = \int_{x_0}^{x_0 + v_F \tau} c_{\uparrow}^{\dagger}(x) c_{\uparrow}(x) dx$ and $:\dots:$ stands for the normal ordering. In principle, the ITP cannot be reduced to a single determinant since the many body state is not a Slater determinant. However, according to the assumptions introduced above, only one term survives and the final result can be cast as a single determinant [25, 26, 39, 49]. Under these conditions, entanglement no longer plays a role and the problem thus boils down to a single quantum channel with energy dependent transmission [49], where the role of the energy-dependent transparency $t(E)$ of the QPC is played here by $r_A(E)$, the Andreev reflection amplitude (see Appendix A for details).

In Fig. 2, we have plotted the spin up electronic WTD for different barriers strengths $Z = 0$ (perfect Andreev reflection), $Z = 0.5$ and $Z = 1.5$ (strong barrier) as a function of $\tau/\bar{\tau}$. For information we show as an inset the corresponding Andreev reflection coefficient $R_A = |r_A|^2$

as a function of energy. However, the energy dependence is very weak since the energy window eV is supposed to be much smaller than the superconducting gap Δ . As expected, the WTD for $Z = 0$ is approximately given by the Wigner surmise [25]

$$\mathcal{W}_{\text{wd}}(\tau) = \frac{32}{\pi^2} \frac{\tau^2}{\bar{\tau}^3} \exp \left[-\frac{4}{\pi} \left(\frac{\tau}{\bar{\tau}} \right)^2 \right]. \quad (5)$$

Indeed, in that case the train of free holes is perfectly converted at the interface into free electrons which are described by random matrix theory [25, 66]. As Z is increased, the distribution is broadened since R_A is no longer equal to one and therefore not all holes are converted into electrons. The situation is exactly equivalent to free electrons injected into a single quantum channel and partitioned by a quantum point contact with transmission probability R_A due to the electron-hole symmetry in the system. The difference is only conceptual since here the detector is measuring indirectly the statistics of holes converted into electrons by the NS junction that acts as an Andreev mirror. Finally, for large Z , namely, small Andreev reflection, most of the holes are normally reflected and the detector collects rare events which are almost uncorrelated and the WTD is exponential (except for very short times). Indeed, following [47] we derive the asymptotic behavior of the WTD in the long time limit. For $R_A = 1$ the decay is Gaussian with algebraic corrections well described by the Wigner surmise and for partial Andreev reflection ($R_A < 1$) it is exponential with a rate given by the geometrical mean of the logarithm of $(1 - R_A)$ over energy in $[\mu_S, \mu_S + eV]$, namely

$$\mathcal{W}(\tau) \simeq \exp \left[\overline{\ln(1 - R_A)} \tau / \bar{\tau} \right] g(\tau / \bar{\tau}), \quad (6)$$

where $g(y)$ is an oscillatory function that decays as $1/y^2$ and depends on $\ln^2(1 - R_A)$.

To conclude this section, we note that the role of electrons and holes may be interchanged by inverting the polarization ($eV \rightarrow -eV$) due to electron-hole symmetry.

4. Effect of entanglement on waiting times

We now move a step forward and discuss the effect of entanglement on waiting times. As mentioned before, Andreev reflection might be thought in terms of splitting of a Cooper pairs in the vicinity of the interface, leading to the injection of two entangled electrons with opposite spins and energy (with respect to μ_S) in the normal part as shown in Fig. 3 (left part). However, we have seen that the scattering state (Eq. (2)) is a mixture of entangled and non-entangled components which makes the effect of entanglement hard to separate from other physical ingredients. Therefore, we focus here on the WTD of the fully entangled state of the form

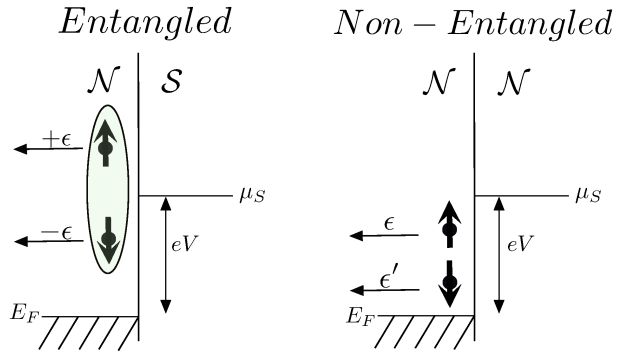


Figure 3: Schematic picture of the setup. Left: a Cooper pair is split at the interface of a NS junction and gives birth to two entangled electrons in the normal part. Right: two independent electrons as they would be emitted if the right part was also a normal metal.

$$|\psi_{\text{FE}}\rangle = \prod_{E=0}^{eV} \left[\frac{c_{k(E),\uparrow}^\dagger c_{-k(-E),\downarrow}^\dagger - c_{k(E),\downarrow}^\dagger c_{-k(-E),\uparrow}^\dagger}{\sqrt{2}} \right] |F\rangle, \quad (7)$$

even if this is not the real quantum state emitted at the interface. Indeed, this work on NS junction rises a fundamental question of the effect of entanglement on waiting times that has never been considered to our knowledge and deserves to be investigated with proper care. At the end of this section we will give a few hints on how the additional terms included in the full state (Eq. (2)) modify the picture but the common thread of this section will be the study of the fully entangled quantum state (Eq. (7)). To point out the specific features of entanglement, we will compare this situation to the one of two independent electrons which would correspond to the emission of two electrons with opposite spins from a normal metal (see Fig. 3 right) [49]. This time, the single electron detector is sensitive to both spins and energies between $\mu_S - eV$ and $\mu_S + eV$. Using the energy discretization mentioned before, the entangled state reads

$$|\psi_{\text{FE}}\rangle = \prod_{n=1}^N \left[\frac{c_{k_n,\uparrow}^\dagger c_{-k_n,\downarrow}^\dagger - c_{k_n,\downarrow}^\dagger c_{-k_n,\uparrow}^\dagger}{\sqrt{2}} \right] |F\rangle, \quad (8)$$

whereas non-entangled electrons emitted from a normal lead in an energy window eV (see Fig. 3 right) would be described by $|\psi_{\text{NE}}\rangle = \prod_{n=1}^N c_{-k_n,\uparrow}^\dagger c_{-k_n,\downarrow}^\dagger |F\rangle$.

According to the detection process mentioned above, the ITP is formally given by [28]

$$\Pi(\tau) = \langle : e^{-Q_\uparrow} :: e^{-Q_\downarrow} : \rangle, \quad (9)$$

where the quantum average is taken over the state $|\Psi_{\text{FE}}\rangle$ or $|\Psi_{\text{NE}}\rangle$ leading to Π_{FE} and Π_{NE} respectively. Without any further assumption it is clear that the final result cannot be expressed as a single determinant but rather as a sum of 2^{2N} terms except in the non-entangled case where the ITP factorizes to

$$\Pi_{\text{NE}}(\tau) = \langle : e^{-Q_{\uparrow}} : \rangle \langle : e^{-Q_{\downarrow}} : \rangle = \det(1 - Q_{\uparrow}) \det(1 - Q_{\downarrow}), \quad (10)$$

where the averages are taken over the two spin sectors separately [49]. Indeed, each term in the product of Eq.

(8) can be split into two parts: $\mathcal{A}_n^{\dagger} = \frac{c_{k_{n,\uparrow}}^{\dagger} c_{-k_{n,\downarrow}}^{\dagger}}{\sqrt{2}}$ and

$\mathcal{B}_n^{\dagger} = -\frac{c_{k_{n,\downarrow}}^{\dagger} c_{-k_{n,\uparrow}}^{\dagger}}{\sqrt{2}}$. $|\psi_{\text{FE}}\rangle$ is then a sum of 2^N terms of the

form $\prod_{i=1}^N \mathcal{C}_n^{\dagger} |F\rangle$, where \mathcal{C}_n can be either \mathcal{A}_n or \mathcal{B}_n . We shall denote a particular term by a string made of a succession of A 's and B 's defined as follows: $|A, B, \dots, B\rangle \equiv \mathcal{A}_1^{\dagger} \mathcal{B}_2^{\dagger} \dots \mathcal{B}_N^{\dagger} |F\rangle$. This is a Slater determinant, while $|\psi_{\text{FE}}\rangle$ can not generally be cast as a simple Slater determinant. Π_{FE} will then be the sum of 2^{2N} terms of the form, typically, $T_{i,j} \equiv \langle \Psi_{S,i} | : e^{-Q_{\uparrow}} : : e^{-Q_{\downarrow}} : | \Psi_{S,j} \rangle$, with $|\Psi_{S,j}\rangle$ and $|\Psi_{S,i}\rangle$ two generally different Slater determinants. As previously shown in Refs. [26, 39], each $T_{i,j}$ is also a determinant. Details about the procedure to calculate the ITP are given in Appendix B.

4.1. Numerical results for the fully entangled case

We now discuss our results obtained from a direct and exact enumeration of the 2^{2N} terms in the ITP. Owing to the exponentially growing number of terms, this approach is limited to relatively small values of N . Figure 4a) presents the WTD for increasing values of N up to $N = 12$. As can be seen, the curves reasonably converge to a limiting distribution that would be obtained for $N \rightarrow +\infty$. To insure this, we have computed several finite size corrections that we will discuss later on. Figure 4b) compares the WTDs of entangled and non-entangled electrons [49] which are qualitatively similar. However, as we will discuss in more detail in the next subsection, the maximum of the curve in the entangled case is more pronounced and closer to zero than in the independent case. The presence of such a peak in the WTD is the hallmark of pair rigidity due to entanglement. To be more quantitative we can evaluate the probability that the waiting time is smaller than the average waiting time $h/2eV$ (which is the same in both situations). We find that this probability is about ten percent larger in the entangled case, demonstrating that the entangled electrons are more correlated than the non-entangled ones.

4.2. Short time behavior for the fully entangled case

The short time behavior is one of the most interesting characteristics of the WTD as it reflects the short time correlations encoded in the many body state and not the ones due to scattering. For free electrons it is universal since it is the expression of the Pauli's principle. Indeed, two spinless electrons cannot be emitted in the same state which enforces the WTD to start from zero (with a quadratic behavior). However, if the electrons have other degrees of freedom like spin or if the mesoscopic conductor supports several channels, the WTD may start from a non-zero

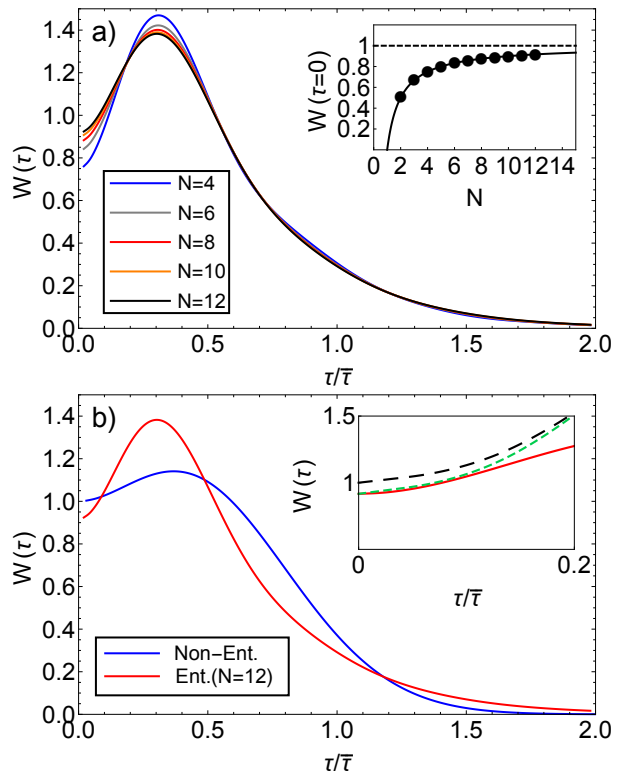


Figure 4: (Color online) WTD of fully entangled electrons. a) WTDs for increasing values of N . The inset shows how $W(0)$ converges to the asymptotic value $1/\bar{\tau}$ as predicted by Eq. 11 (full black line). b) Comparison between the WTD of entangled electrons and non-entangled electrons (see text). Inset: short time behavior in the entangled case for $N = 12$ (full red line and green dashed line (see Eq. 11)) and $N \rightarrow +\infty$ (black long dashed lines).

value but correlations are still visible and universal [49]. However, these correlations only originate from electrons of the same channel and not between different channels. They eventually disappear in the limit of large number of independent channels [49].

In order to get the short time expansion of the WTD up to second order in time, we need to expand the ITP (Eq. (9)) to fourth order in terms of moments of Q_{\downarrow} , Q_{\uparrow} and their products. This is a straightforward but somehow cumbersome calculation that we do not reproduce in detail here. After some algebra we obtain the short time expansion of the WTD, including finite size corrections. The final expression for $\tau \ll \bar{\tau}$ reads, to second order in τ

$$W(\tau) \simeq \frac{1}{\bar{\tau}} \left[\left(1 - \frac{1}{N}\right) + C_N \frac{\pi^2}{3} \left(\frac{\tau}{\bar{\tau}}\right)^2 \right] \quad (11)$$

where $C_N = 4(1 + \frac{3}{2N})$ in the entangled case and one in the absence of NS junction. The insets of Fig.4a) and Fig.4b) show how this prediction is confirmed by our numerical evaluation of the WTD in the entangled case. In both situations, the WTD starts from the same initial value (in the $N \rightarrow \infty$ limit) with a quadratic behavior but the coefficient is four times larger in the entangled case. Again, this reflects the pair rigidity due to entanglement.

4.3. Long time limit for the fully entangled case

Differences between entangled and non-entangled electrons can also be inferred from the tail of the WTD. Following the approach developed in [47] we obtain the asymptotic behaviors of the WTD in the limit $\tau \gg \bar{\tau}$ (for details see Appendix B). In both cases we find a Gaussian decay

$$\Pi(\tau) \sim \exp\left[-\frac{c}{2}\left(\frac{\tau}{\bar{\tau}}\right)^2\right], \quad (12)$$

with c a constant which is equal to one in the entangled case and two in the non-entangled case. Therefore, the ITP or equivalently the WTD decays more slowly in the entangled case, meaning that the two electrons are not at all independent.

4.4. Realistic situation in the tunneling limit

As mentioned before, entangled pairs are only one component of the real out-going scattering state which appears to be much more complex. For arbitrary value of the reflection coefficients R_N and R_A , numerical evaluation of the WTD is pretty challenging since the number of terms grows as 4^{2N} . In that case, direct numerical evaluations are restricted to very small values of N (typically 4 or 5) which is not sufficient to mimic a stationary situation. It is then necessary to resort to more sophisticated approaches like Monte-Carlo sampling of the ITP for instance. However, there is a simple but rather interesting limit which is amenable to analytical calculations, namely the tunneling limit for $R_A \ll 1$ ($R_N \approx 1$). In that case, the full many-body state simplifies to [58, 56]

$$|\psi_t\rangle = \left[1 + r_a r_n \sum_{E=0}^{eV} (c_{k,\uparrow}^\dagger c_{-k,\downarrow}^\dagger - c_{k,\downarrow}^\dagger c_{-k,\uparrow}^\dagger) |F\rangle\right], \quad (13)$$

namely, to first non-trivial order in R_A , it is made of scarce singlet pairs. Following the same approach as before we obtain the small time behavior

$$\mathcal{W}(\tau) \simeq 8 \frac{R_A}{\bar{\tau}} \left[1 - \frac{4}{3} \pi^2 \left(\frac{\tau}{\bar{\tau}}\right)^2\right] \quad (14)$$

and the long time asymptotics

$$\mathcal{W}(\tau) \sim \exp[-R_A \tau / \bar{\tau}]. \quad (15)$$

At short waiting times, the distribution starts from a constant value and the physics is dominated by correlations within a single Cooper pair. Indeed, simple considerations show that pairs are roughly separated in time by $\bar{\tau}/R_A$ whereas electrons from the same pair are rather in a span of time of the order of $\bar{\tau}$. The situation is then akin to a single pair which has been studied by Hassler et al. [39] and confirms our predictions. At large time, the decay is exponential with a rate twice smaller than in the non-entangled case, which again is a hallmark of pair rigidity.

5. Conclusion

We have presented a theory of waiting times in polarized NS junction at zero temperature. In this setup, Andreev reflection brings new characteristic features in the WTD such as entanglement.

If a detector is sensitive to only one type of spin and to energies above the superconductor chemical potential, the situation is reminiscent of a single quantum channel connected to two normal leads via a QPC with energy-dependent transmission. The interface acts as an Andreev mirror and allows to measure the WTD of holes converted to electrons. However, if the detector measures electrons with both spins in the whole energy window above the Fermi sea of the normal conductor, entanglement between electrons leaves fingerprints in the WTD. Although still academical, we have focused on a fully entangled state which is only one component of the full many-body state flowing out of the NS interface. In that case, such signatures are visible for both small and large waiting times but the most important feature is the existence of a peak in the WTD centered before the average waiting time. When taking into account all components of the scattering state, we have shown that some characteristics are still visible in the WTD in the tunneling limit.

In the near future, it would then be useful to extend this work beyond the ideal situation and the tunneling limit and evaluate the effect of entanglement for arbitrary values of reflection coefficients. In addition, a natural extensions would be to study correlations between waiting times of different spin species in the spirit of [53]. This would probably yield an even clearer signature of entanglement than the WTD itself.

Among other future investigations, it would be possible to study the effect of cross-Andreev reflection in a Superconducting-Normal-Superconducting junction or the physics brought by exotic states like Majorana modes created by Majorana guns [67, 68].

Acknowledgments

The paper is dedicated to the memory of Markus Büttiker who was very enthusiastic about the quantum theory of waiting times. M. A., will always be grateful to him for his kindness, trust and freedom he gave to him when M. A. was a post-doc in his group. Markus was a mentor to him and a source of endless inspiration. We thank D. Dasenbrook, C. Flindt, G. Haack, P. P. Hofer and M. Moskalets for useful discussions and remarks. The research of D. C. was supported by the Foundation for Fundamental Research on Matter (FOM), the Netherlands Organization for scientific Research (NWO/OCW), and an ERC Synergy Grant.

Appendix A. Supplementay information on the Andreev mirror

This appendix is dedicated to prove the formal correspondence between the WTD of a single channel normal conductor and the Andreev mirror defined in section 3. This happens because the detection process is only sensitive to spin up electrons and energies above μ_S , the superconducting chemical potential. To begin the proof we recall the definition of the ITP in terms of the scattering state

$$\Pi_{\uparrow}(\tau) = \langle \psi_{\text{out}} | : e^{-Q_{\uparrow, k > k_S}} : | \psi_{\text{out}} \rangle \quad (\text{A.1})$$

with

$$| \psi_{\text{out}} \rangle = \prod_{i=1}^N (r_N^* + r_A c_{k_i, \uparrow}^{\dagger} c_{-k_i, \downarrow}^{\dagger}) (r_N - r_A^* c_{k_i, \downarrow}^{\dagger} c_{-k_i, \uparrow}^{\dagger}) | F \rangle \quad (\text{A.2})$$

where N corresponds to the number of slices due to the energy discretization between μ_S and $\mu_S + eV$ (which has to be taken equal to infinity at the end of the calculation) and k is measured with respect to k_S the Fermi momentum at energy μ_S . There are two important steps in the derivation. The first one consists in expanding the products and rearranging the terms in order make the relevant terms appear (the ones with spin up and positive energy electrons). If we restrict ourselves to these terms we build terms like $|\mathcal{C}\rangle = \prod_{i=1}^N (r_N^* + r_A c_{k_i, \uparrow}^{\dagger} c_{-k_i, \downarrow}^{\dagger}) | F \rangle$. Then, we include the other terms of the product and show that they are irrelevant. Indeed, in the following example

$$\langle \mathcal{C} | (r_N^* - r_A c_{-k_i, \uparrow} c_{k_i, \downarrow}) : e^{-Q_{\uparrow, k > k_S}} : (r_N - r_A^* c_{k_i, \downarrow}^{\dagger} c_{-k_i, \uparrow}^{\dagger}) | \mathcal{C} \rangle, \quad (\text{A.3})$$

the two off-diagonal terms vanish since the operator $: e^{-Q_{\uparrow, k > k_S}} :$ conserves the number of particles. Concerning the two diagonal ones, they leave us with

$$(|r_N|^2 + |r_A|^2) \langle \mathcal{C} | : e^{-Q_{\uparrow, k > k_S}} : | \mathcal{C} \rangle = \langle \mathcal{C} | : e^{-Q_{\uparrow, k > k_S}} : | \mathcal{C} \rangle. \quad (\text{A.4})$$

Then, we can repeat the same argumentation for all the other irrelevant terms from $i = 1$ to N . Finally, we are left with

$$\langle F | \prod_{i=1}^N \mathcal{D}_i^{\dagger} : e^{-Q_{\uparrow, k > k_S}} : \prod_{j=1}^N \mathcal{D}_j | F \rangle \quad (\text{A.5})$$

with $\mathcal{D}_i = (r_N^* + r_A c_{k_i, \uparrow}^{\dagger} c_{-k_i, \downarrow}^{\dagger})$. As a second step, we rearrange the Fock space by moving all the spin \uparrow to the left. Spin \downarrow are invariant under $: e^{-Q_{\uparrow, k > k_S}} :$, thus we only have to compute

$$\langle F | \prod_{i=1}^N (r_N + r_A^* c_{k_i, \uparrow}) : e^{-Q_{\uparrow, k > k_S}} : \prod_{j=1}^N (r_N^* + r_A c_{k_j, \uparrow}^{\dagger}) | F \rangle. \quad (\text{A.6})$$

We then recognize the expression for the ITP of a spinless quantum channel with bias eV and transmission amplitude r_A [25].

Appendix B. Fully entangled case

Appendix B.1. Numerical procedure in the fully entangled case

In this Appendix we give some details on the construction on $\Pi(\tau)$. Starting from the N-body states reads

$$| \psi \rangle = \prod_{n=1}^N \left[\frac{(c_{k_n, \uparrow}^{\dagger} c_{-k_n, \downarrow}^{\dagger} - c_{k_n, \downarrow}^{\dagger} c_{-k_n, \uparrow}^{\dagger})}{\sqrt{2}} \right] | F \rangle, \quad (\text{B.1})$$

with $| F \rangle$ is the Fermi sea defined in the main text and

$$k_n = \frac{2\pi n |eV|}{N \hbar v_F}. \quad (\text{B.2})$$

The probability to detect nothing in a range of time τ with a detector sensitive to all the energies and all spins can be written as

$$\Pi(\tau) = \langle : e^{-Q_{\uparrow}} :: e^{-Q_{\downarrow}} : \rangle, \quad (\text{B.3})$$

where the average is taken over $|\psi\rangle$. From here, it is convenient to separate Eq. (B.1) in two parts $c_{k_n, \uparrow}^{\dagger} c_{-k_n, \downarrow}^{\dagger}$ and $c_{k_n, \downarrow}^{\dagger} c_{-k_n, \uparrow}^{\dagger}$ in order to get a sum of 2^N terms where each term is a Slater determinant. To simplify, it is useful to change the notation: now each configuration is associated to a specific ket (bra) and each element of this configuration can be mapped to an Ising classical spin. Namely, $c_{k_n, \uparrow}^{\dagger} c_{-k_n, \downarrow}^{\dagger}$ ($c_{k_n, \downarrow}^{\dagger} c_{-k_n, \uparrow}^{\dagger}$) is associated to $\sigma_i = +1$ (-1). Eq. (B.3) becomes [25, 39].

$$\Pi(\tau) = \frac{1}{2^{2N}} \sum_{\{\sigma\}_b, \{\sigma\}_k} \langle \{\sigma\}_b | M | \{\sigma\}_k \rangle, \quad (\text{B.4})$$

where the summation runs over the 2^{2N} configurations for the bra/ket (One example of possible configuration is $\langle \sigma_1 \sigma_2 \sigma_3 | = \langle 1, -1, 1 |$ for a system consisting of three electron pairs). Each element of the matrix M can be written as [39]

$$M_{n,m} = \delta_{n,m} - \frac{\sin(\kappa_{n,m} X/N)}{\kappa_{n,m}} \exp(i\kappa_{n,m} X/N), \quad (\text{B.5})$$

with $\kappa_{n,m} = \sigma_n n - \sigma_m m$ and $X = \tau/\bar{\tau}$.

Appendix B.2. Calculation of $\Pi(\tau)$ in the long time limit

We now explain how to compute the long time asymptotics of the ITP of the fully entangled state. In that case, the matrix reduces to usual Toeplitz matrix which intervenes in the statistics of levels in the Gaussian Unitary Ensemble ensemble of random matrices [69]. Namely,

$$M = I - \exp(i\varphi_n) \sin(\varphi_n)/n\pi, \quad (\text{B.6})$$

with $\varphi_n = n\pi X/N$ and $X = \tau/\bar{\tau}$ (except for an unimportant factor π in the angle φ_n). The asymptotic behavior of the WTD for large τ is equivalent to the statistics of having no level in a large energy range. Using this correspondence, the main terms read, for large $\mathcal{W}(\tau) \simeq C(\tau/\bar{\tau})^{-1/4} \exp[-(\tau/\bar{\tau})^2/2]$, with C a rather complicated constant which can be found in reference [70]. The decay is Gaussian with algebraic corrections.

References

- [1] M. Büttiker and R. Landauer, “Traversal time for tunneling”, *Phys. Rev. Lett.* **49** (1982) 1739.
- [2] M. Büttiker, “Larmor precession and the traversal time for tunneling”, *Phys. Rev. B* **27** (1983) 6178.
- [3] G. Fève, A. Mahé, J.-M. Berroir, T. Kontos, B. Plaças, D. C. Glattli, A. Cavanna, B. Etienne, and Y. Jin, “An on-demand coherent single-electron source”, *Science* **316**, (2007) 1169.
- [4] A. Mahé, F. D. Parmentier, E. Bocquillon, J.-M. Berroir, D. C. Glattli, T. Kontos, B. Plaças, G. Fève, A. Cavanna and Y. Jin, “Current correlations of an on-demand single-electron emitter”, *Phys. Rev. B* **82** (2010) 201309.
- [5] J. Dubois, T. Jullien, F. Portier, P. Roche, A. Cavanna, Y. Jin, W. Wegscheider, P. Rouleau, and D. C. Glattli, “Minimal-excitation states for electron quantum optics using levitons”, *Nature* **502** (2013) 659.
- [6] M. D. Blumenthal, B. Kaestner, L. Li, S. Giblin, T. J. B. M. Janssen, M. Pepper, D. Anderson, G. Jones, and D. A. Ritchie, “Gigahertz quantized charge pumping”, *Nat. Phys.* **3** (2007) 343.
- [7] J. P. Pekola, J. J. Vartiainen, M. Möttönen, O.-P. Saira, M. Meschke, and D. V. Averin, “Hybrid single-electron transistor as a source of quantized electric current”, *Nat. Phys.* **4** (2008) 120.
- [8] F. Giazotto, P. Spathis, S. Roddaro, S. Biswas, F. Taddei, M. Governale, and L. Sorba, “A Josephson quantum electron pump”, *Nat. Phys.* **7** (2011) 857.
- [9] C. Leicht, P. Mirovsky, B. Kaestner, F. Hohls, V. Kashcheyevs, E. V. Kurganova, U. Zeitler, T. Weimann, K. Pierz, and H. W. Schumacher, “Generation of energy selective excitations in quantum Hall edge states”, *Semicond. Sci. Technol.* **26** (2011) 055010.
- [10] S. Hermelin, S. Takada, M. Yamamoto, S. Tarucha, A. D. Wieck, L. Saminadayar, C. Buerle, and T. Meunier, “Electrons surfing on a sound wave as a platform for quantum optics with flying electrons”, *Nature (London)* **477** (2011) 435.
- [11] A. Fujiwara, K. Nishiguchi, Y. Ono, “Nanoampere charge pump by single-electron ratchet using silicon nanowire metal-oxide-semiconductor field-effect transistor”, *Applied Physics Letters*. **92** (2008) 042102.
- [12] G.P. Lansbergen, Y. Ono, A. Fujiwara, “Donor-Based Single Electron Pumps with Tunable Donor Binding Energy”, *Nano Lett.* **12** (2012) 763768.
- [13] G.C. Tettamanzi, R. Wacquez, S. Rogge, “Charge pumping through a single donor atom”, *New Journal of Physics*. **16** (2014) 063036.
- [14] M. Büttiker, “Dynamic Conductance and the scattering Matrix of Small Conductors”, *Phys. Rev. Lett.* **70** (1993) 4114.
- [15] A. Prêtre, H. Thomas and M. Büttiker, “Dynamic admittance of mesoscopic conductors: discrete-potential model”, *Phys. Rev. B* **54** (1996) 8130.
- [16] Ya. M. Blanter and M. Büttiker, “Shot noise in mesoscopic conductors”, *Phys. Rep.* **336** (2000) 1.
- [17] M. Moskalets and M. Büttiker, “Floquet scattering theory of quantum pumps”, *Phys. Rev. B* **66** (2002) 205320.
- [18] M. Moskalets and M. Büttiker, “Time-resolved noise of adiabatic quantum pumps”, *Phys. Rev. B*. **75** (2007) 035315.
- [19] M. Moskalets, P. Samuelsson and M. Büttiker, “Quantized Dynamics of a Coherent Capacitor”, *Phys. Rev. Lett.* **100** (2008) 086601.
- [20] M. Albert, C. Flindt, and M. Büttiker, “Accuracy of the quantum capacitor as a single-electron source”, *Phys. Rev. B* **82** (2010) 041407.
- [21] F. D. Parmentier, E. Bocquillon, J.-M. Berroir, D. C. Glattli, B. Plaças, G. Fève, M. Albert, C. Flindt, M. Büttiker, “Current noise spectrum of a single-particle emitter: Theory and experiment”, *Phys. Rev. B* **85** (2012) 165438.
- [22] G. Haack, M. Moskalets and M. Büttiker, “Glauber coherence of single electron sources”, *Phys. Rev. B* **87** (2013) 201302(R).
- [23] M. Moskalets, G. Haack and M. Büttiker, “Single-electron source: Adiabatic versus non-adiabatic emission”, *Phys. Rev. B* **87** (2013) 125429.
- [24] M. Albert, C. Flindt, and M. Büttiker, “Distributions of Waiting Times of Dynamic Single-Electron Emitters”, *Phys. Rev. Lett.* **107** (2011) 086805.
- [25] M. Albert, G. Haack, C. Flindt and M. Büttiker, “Electron Waiting Times in Mesoscopic Conductors”, *Phys. Rev. Lett.* **108** (2012) 186806.
- [26] D. Dasenbrook, C. Flindt, and M. Büttiker, “Floquet Theory of Electron Waiting Times in Quantum-Coherent Conductors”, *Phys. Rev. Lett.* **112** (2014) 146801.
- [27] L. S. Levitov and G. B. Lesovik, “Charge distribution in quantum shot noise”, *JETP Lett.* **58** (1993) 230.
- [28] L. S. Levitov, H. Lee, and G. B. Lesovik, “Electron Counting Statistics and Coherent States of Electric Current”, *J. Math. Phys.* **37** (1996) 4845.
- [29] “Quantum Noise in Mesoscopic Physics”, NATO Science Series, edited by Yu. V. Nazarov (Kluwer, Dordrecht, 2003).
- [30] E. Bocquillon, V. Freulon, F. D. Parmentier, J.-M. Berroir, B. Plaças, C. Wahl, J. Rech, T. Jonckheere, T. Martin, C. Grenier, D. Ferraro, P. Degiovanni and G. Fève, “Electron quantum optics in ballistic chiral conductors”, *Annalen der Physics* **526** (2013) 1.
- [31] J. Basset, H. Bouchiat, and R. Deblock, “High frequency quantum admittance and noise measurement with an on-chip resonant circuit”, *Phys. Rev. B* **85** (2012) 085435.
- [32] R. Thalineau, A. D. Wieck, C. Bäuerle, and T. Meunier, “Using a two-electron spin qubit to detect electrons flying above the Fermi sea”, *arXiv cond/mat* 1403.7770 (2014).
- [33] K. Thibault, J. Gabelli, C. Lupien, and B. Reulet, “Pauli-Heisenberg Blockade of electron quantum transport”, *Phys. Rev. Lett.* **114** (2015) 236604.
- [34] J. Salo, F. W. J. Hekking and J. P. Pekola, “Frequency-dependent current correlation functions from scattering theory”, *Phys. Rev. B* **74** (2006) 125427.
- [35] A. Bednorz and W. Belzig, “Models of mesoscopic time-resolved current detection”, *Phys. Rev. B* **81** (2010) 125112.
- [36] R. Zamoum, A. Crépieux, and I. Safi, “One channel conductor coupled to a quantum of resistance: Exact ac conductance and finite frequency noise”, *Phys. Rev. B* **85** (2012) 125421.
- [37] C. Emary, D. Marcos, R. Aguado, and T. Brandes, “Frequency-dependent counting statistics in interacting nanoscale conductors”, *Phys. Rev. B* **76** (2007) 161404.
- [38] C. Flindt, T. Novotný, A. Braggio, M. Sasseti, and A. P. Jauho, “Counting Statistic of Non-Markovian Quantum Stochastic Processes”, *Phys. Rev. Lett.* **100** (2008) 150601.
- [39] F. Hassler, M. V. Suslov, G. M. Graf, M. V. Lebedev, G. B. Lesovik, and G. Blatter, “Wave-packet formalism of full counting statistics”, *Phys. Rev. B* **78** (2008) 165330, G. B. Lesovik

- and I. A. Sadovskyy, *Phys.-Usp.* **54** (2011) 1007.
- [40] D. Marcos, C. Emary, T. Brandes, and R. Aguado, “Finite-frequency counting statistics of electron transport: Markovian theory”, *New J. Phys.* **12** (2010) 123009.
- [41] D. Marcos, C. Emary, T. Brandes, and R. Aguado, “Non-Markovian effects in the quantum noise of interacting nanostructures”, *Phys. Rev. B* **83** (2011) 125426.
- [42] N. Ubbelohde *et al.*, “Measurement of finite-frequency current statistics in a single-electron transistor”, *Nat. Commun.* **3** (2012) 612.
- [43] D. Ferraro, A. Feller, A. Ghibaudo, E. Thibierge, E. Bocquillon, G. Fève, C. Grenier, and P. Degiovanni, “Wigner function approach to single electron coherence in quantum Hall edge channels”, *Phys. Rev. B* **88** (2013) 205303.
- [44] S. Welack, M. Esposito, U. Harbola, and S. Mukamel, *Phys. Rev. B* **77**, “Interference effects in the counting statistics of electron transfers through a double quantum dot” (2008) 195315, S. Welack, S. Mukamel, and Y. Yan, “Waiting time distributions of electron transfers through quantum dot Aharonov-Bohm interferometers”, *Europhys. Lett.* **85** (2009) 57008.
- [45] T. Brandes, “Waiting Times and Noise in Single Particle Transport”, *Ann. Phys. (Berlin)* **17** (2008) 477.
- [46] K. H. Thomas and C. Flindt, “Electron waiting times in non-Markovian quantum transport”, *Phys. Rev. B* **87** (2013) 121405(R).
- [47] M. Albert and P. Devillard, “Waiting time distribution for trains of quantized electron pulses”, *Phys. Rev. B* **90** (2014) 035431.
- [48] L. Rajabi, C. Pörtl and M. Governale, “Waiting Time Distributions for the Transport through a Quantum-Dot Tunnel Coupled to One Normal and One Superconducting Lead”, *Phys. Rev. Lett.* **111** (2013) 067002.
- [49] G. Haack, M. Albert, C. Flindt, “Distributions of electron waiting times in quantum-coherent conductors”, *Phys. Rev. B* **90** (2014) 205429.
- [50] G.-M. Tang, F. Xu, J. Wang, “Waiting time distribution of quantum electronic transport in the transient regime”, *Phys. Rev. B* **89** (2014) 205310.
- [51] B. Sothmann, “Electronic waiting time distribution of a quantum-dot spin valve”, *Phys. Rev. B* **90** (2014) 155315.
- [52] D. Dasenbrook, P. P. Hofer and C. Flindt, “Electron waiting times in coherent conductors are correlated”, *Phys. Rev. B* **91** (2015) 195420.
- [53] P. P. Hofer, D. Dasenbrook and C. Flindt, “Electron waiting times for the mesoscopic capacitor”, (2015) arXiv:1506.02801.
- [54] A. Braggio, M. Governale, M. G. Palac, and J. König, “Superconducting proximity effect in interacting quantum dots revealed by shot noise”, *Solid State Comm.* **151** (2011) 155.
- [55] G. B. Lesovik, T. Martin, and G. Blatter, “Electronic entanglement in the vicinity of a superconductor”, *Eur. Phys. J. B* **24** (2001) 287.
- [56] E. Prada and F. Sols, “Entangled electron current through finite size normal-superconductor tunneling structures”, *Eur. Phys. J. B* **40** (2004) 379.
- [57] P. Samuelsson, E. V. Shukhorukov, and M. Büttiker, “Orbital entanglement and violation of Bell inequalities in mesoscopic conductors”, *Phys. Rev. Lett.* **91** (2003) 157002.
- [58] P. Samuelsson, E. V. Shukhorukov, and M. Büttiker, “Quasiparticle entanglement: redefinition of the vacuum and reduced density matrix approach”, *New Journal of Physics* **7** (2005) 176.
- [59] Z. Y. Zheng, L. Zhou, J. Hong, and B. Li, “Local and non-local entanglement for quasiparticle pairs induced by Andreev reflection”, *Phys. Rev. B* **74** (2006) 085312.
- [60] B. Braunecker, P. Buset, and A. Levy Yeyati, “Entanglement detection from conductance measurements in carbon nanotube Cooper pair splitters”, *Phys. Rev. Lett.* **111** (2013) 136806.
- [61] T. Martin and R. Landauer, “Wave-packet approach to noise in multichannel mesoscopic systems”, *Phys. Rev. B* **45** (1992) 1742.
- [62] G. E. Blonder, M. Tinkham, and T. M. Klapwijk, “Transition from metallic to tunneling regimes in superconducting microconstrictions: Excess current, charge imbalance, and supercurrent conversion”, *Phys. Rev. B* **25** (1982) 4515.
- [63] S. Duhot, “Transport électronique non local dans des structures hybrides supraconductrices”, PhD Thesis (2008) <https://tel.archives-ouvertes.fr/tel-00343716>.
- [64] V. F. Maisi, D. Kambly, C. Flindt, and J. P. Pekola, “Full Counting Statistics of Andreev Tunneling”, *Phys. Rev. Lett.* **112** (2014) 036801.
- [65] P. Recher and D. Loss, “Superconductor coupled to two Luttinger liquids as an entangler for electron spins”, *Phys. Rev. B* **65** (2002) 165327.
- [66] B. Sutherland, “Quantum many body problem in one-dimension: Ground state”, *J. Math. Phys.* **12** (1971) 246.
- [67] B. Tarasinski, D. Chevallier, J. A. Hutasoit and C. W. J. Beenakker, “Quench dynamics of fermion-parity switches in a Josephson junction”, arXiv:1503.04207 (2015).
- [68] N. V. Gnezdilov, B. van Heck, M. Diez, J. A. Hutasoit and C. W. J. Beenakker, “Topologically protected charge transfer along the edge of a chiral p -wave superconductor”, arXiv:1505.06744 (2015).
- [69] M. L. Metha, *Random matrices* (Elsevier, Amsterdam, 2004).
- [70] I. V. Krasovsky, “Gap probability in the spectrum of random matrices and asymptotics of polynomials orthogonal on an arc of the unit circle”, *Int. Math. Res. Not.* (2004) 1249.