



HAL
open science

Anisotropic and dispersive wave propagation within strain-gradient framework

Giuseppe Rosi, Nicolas Auffray

► **To cite this version:**

Giuseppe Rosi, Nicolas Auffray. Anisotropic and dispersive wave propagation within strain-gradient framework. Wave Motion, 2016. hal-01263683v1

HAL Id: hal-01263683

<https://hal.science/hal-01263683v1>

Submitted on 28 Jan 2016 (v1), last revised 1 Mar 2016 (v2)

HAL is a multi-disciplinary open access archive for the deposit and dissemination of scientific research documents, whether they are published or not. The documents may come from teaching and research institutions in France or abroad, or from public or private research centers.

L'archive ouverte pluridisciplinaire **HAL**, est destinée au dépôt et à la diffusion de documents scientifiques de niveau recherche, publiés ou non, émanant des établissements d'enseignement et de recherche français ou étrangers, des laboratoires publics ou privés.

Anisotropic and dispersive wave propagation within strain-gradient framework

G. Rosi^a and N. Auffray^b

^aUniversité Paris-Est, Laboratoire Modélisation et Simulation Multi Echelle, MSME UMR 8208 CNRS, 61 av du Général de Gaulle, 94010 Créteil Cedex, France

^bUniversité Paris-Est, Laboratoire Modélisation et Simulation Multi Echelle, MSME UMR 8208 CNRS, 5 bd Descartes, 77454 Marne-la-Vallée, France

Abstract

In this paper anisotropic and dispersive wave propagation within linear strain-gradient elasticity is investigated. This analysis reveals significant features of this extended theory of continuum elasticity. First, and contrarily to classical elasticity, wave propagation in hexagonal (chiral or achiral) lattices becomes anisotropic as the frequency increases. Second, since strain-gradient elasticity is dispersive, group and energy velocities have to be treated as different quantities. These points are first theoretically derived, and then numerically experienced on hexagonal chiral and achiral lattices. The use of a continuum model for the description of the high frequency behavior of these microstructured materials can be of great interest in engineering applications, allowing problems with complex geometries to be more easily treated.

Keywords: Strain gradient elasticity , Anisotropy , Higher-order tensors , Chirality , Acoustical activity , Wave propagation

1 Introduction

The study of wave propagation within Periodic Architected Materials (PAM) is a topic of increasing interest. This subject finds its origin in the field of electromagnetism, where it drove the development of innovative materials and devices, e. g. smart wave guides or cloaking devices [Schurig et al., 2006]. Indeed, materials with exotic properties (e. g. stop bands, energy focusing) are obtained by exploiting the periodic nature of such materials. The same concept can be successfully applied to elastic waves for designing materials capable of changing the direction of propagation of the energy (e. g. wave beaming [Ruzzene et al., 2003]), to enhance the non-destructive characterization properties of the material itself (e. g. materials with a specific acoustic signature when damaged [Madeo et al., 2014]).

The behavior of waves propagating in these media strongly depends on frequency. For example some of them have an isotropic behavior at low frequencies and become anisotropic at high frequencies. Well known is the case of hexagonal lattices, used in so-called honeycomb structures, for which an isotropic (in 2D) or a transverse isotropic (in 3D) model is commonly used. Indeed, when performing a simple wave propagation test, a breaking of symmetry occurs when frequency increases. To illustrate this phenomenon, we use the results of a Finite Elements simulation performed on the full honeycomb geometry modeled by clamped Timoshenko beams. We observe the evolution of the total energy when shear pulses of different central frequencies are applied at the center of the structure. Two snapshots at suitably chosen time instants are plotted in Fig.1. In the case of low frequencies (we chose the value of 800 Hz, to avoid boundary effects for longer wavelenghts) the propagation is isotropic (Fig.1(a)). However, when increasing

the frequency up to 2 KHz, the breaking of symmetry occurs, revealing the inherent symmetries of the hexagonal lattice (Fig.1(b)). We can also observe the effects of energy focusing at discrete orientations corresponding to pure modes of propagation [Wolfe, 2005]. This phenomenon has also been experimentally observed (e. g. in [Celli and Gonella, 2014]). In a perspective of a homogenization procedure, this behavior should be reproduced by any Homogeneous Equivalent Medium (HEM).

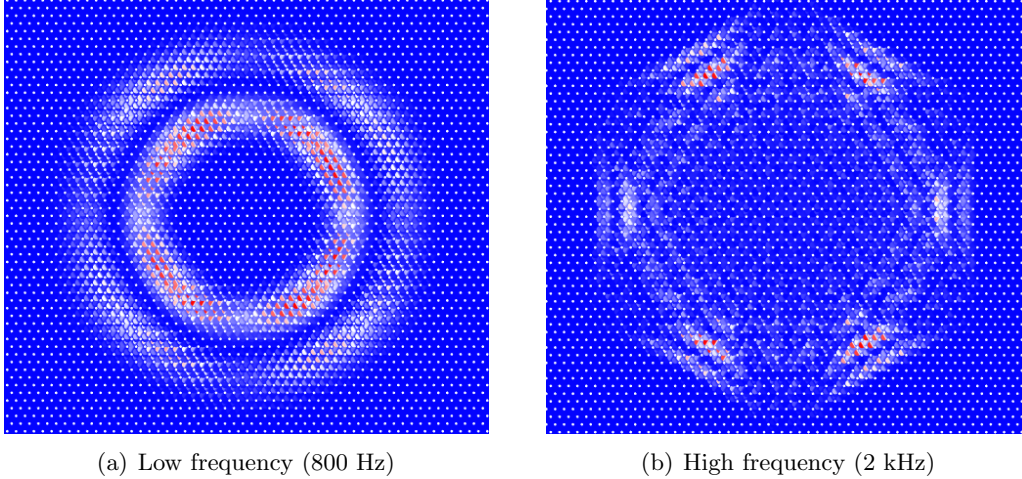


Figure 1: Time transient Finite Elements simulation of energy propagation in a hexagonal lattice at a given instant for shear pulses of different central frequency (color online).

In its basic formulation, elastic wave propagation within PAM shares many aspects with lattice dynamics. Indeed, tools classically used in condensed matter physics can be also employed for the study of such a class of materials [Dresselhaus et al., 2007, Gazalet et al., 2013, Nassar et al., 2015b]. For example, dispersion curves of PAMs are usually obtained by complete computations, following the Bloch theorem [Phani et al., 2006, Spadoni et al., 2009, Liu et al., 2011, Liu et al., 2012], on the unit cell.

These dispersion curves are of prime importance for the conception of tailored meta-materials, wave guides or sensors [Liu et al., 2015], since they allow to link the geometric properties of the unit cell with the dynamic properties of the lattice. For understanding the richness of the response of such materials, it is useful to consider an example. Among the multiple possible choices we chose the hexachiral cell, depicted in Fig. 2(a). The dispersion diagram obtained by a Finite Element (FE) computation is presented in Fig. 2(b). This plot represents the dispersion relation computed on the edges of the irreducible Brillouin (IBZ) zone delimited by the points O, A and B. It captures the essential propagation properties of the material. The behavior is rich, and some key features can be highlighted: i) the presence of acoustic branches, i.e. those starting from the origin; ii) the presence of optic branches, i.e. those exhibiting a cut-off frequency; iii) the presence of frequency band gaps, or stop bands, where no wave can propagate (the wavenumber k is complex); iv) the presence of dispersive behavior. Moreover, since the graph is not perfectly symmetric, i. e. the path O-A-B-O is not the same as the path O-B-A-O, the material is also experiencing directivity. This means that propagation constants will depend on the direction of propagation. All these phenomena appear only when increasing the frequency or reducing the wavelength, and may be of crucial importance according to the sought application.

For practical applications, e. g. for simplifying the study of reflection/transmission problems [dell’Isola et al., 2011, Rosi et al., 2015, Rosi et al., 2014, Gourgiotis et al., 2013], it is of interest to determine a HEM as an approximation of the PAM, provided that some of the specific aforementioned features are preserved. Classical Cauchy elasticity is a theory of the linear

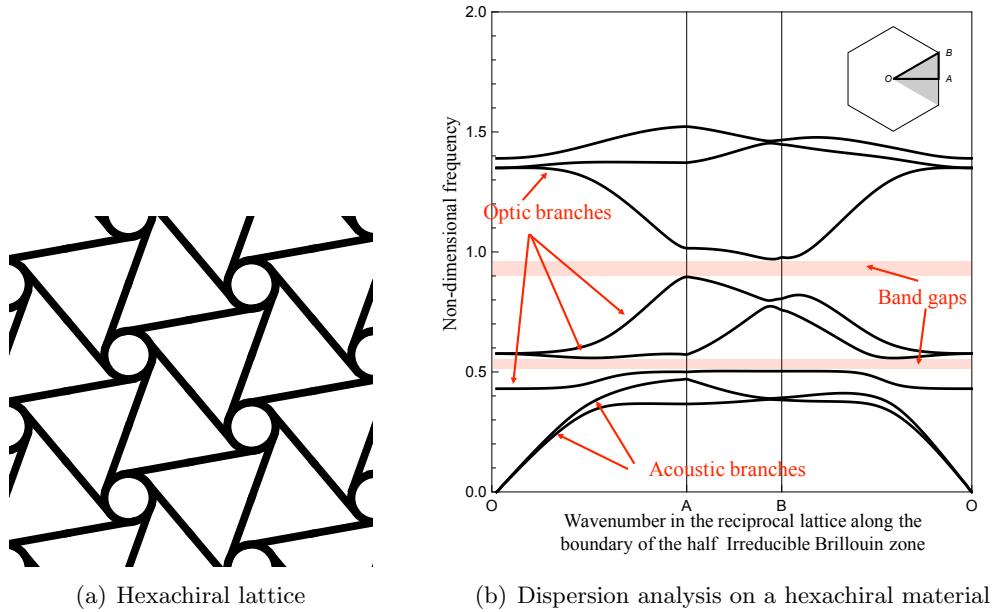


Figure 2: Geometry and dispersion curves for a hexachiral material.

approximation of the acoustic branches. This theory is usually sufficiently accurate to describe the behavior of a homogeneous or slightly heterogeneous anisotropic medium. However, when increasing the frequency or wavenumber, this theory fails to capture almost all the key features of PAMs, as highlighted in the example on hexagonal lattice. In Figure 3 the validity zone of Cauchy model is approximately highlighted. A HEM that completely reproduces the dispersion curve implies to use a highly non-local continuum, as the one introduced by Willis [Willis, 1985, Willis, 1997, Nassar et al., 2015b]. But since its use is almost as complex and challenging as the complete problem, local approximations are, in practice, preferred [Nassar et al., 2015a].

Local extensions of the classical continuum mechanics are basically of two types¹ [Toupin, 1962, Mindlin, 1964, Mindlin, 1965, Eringen, 1967, Mindlin and Eshel, 1968]:

Higher-order continua: the number of degrees of freedom is extended, and hence optical branches can be modeled. The Cosserat model (also known as micropolar), in which local rotations are added as degrees of freedom, belongs to this family [Cosserat and Cosserat, 1909]. This enhancement can be extended further to obtain the micromorphic elasticity [Green and Rivlin, 1964, Mindlin, 1964, Germain, 1973, Eringen, 1967].

Higher-grade continua: the degrees of freedom are kept identical but higher-order gradients of the displacement field are involved into the elastic energy. Within this framework no optical branch is present. Mindlin's Strain-Gradient Elasticity (SGE) model [Mindlin, 1964, Mindlin and Eshel, 1968, Mindlin, 1965] belongs to this family.

Strain gradient elasticity can be retrieved as a Low Frequency (LF), Long Wave-length (LW) approximation of the micromorphic kinematic [Mindlin, 1964]. As a consequence, the parameters needed to set up this model are limited compared to a complete micromorphic continuum. The domain of validity of these extended theories are roughly estimated in Fig.3. In the case of micromorphic continua, band gaps can be modelled only when considering the relaxed formulation presented in [Neff et al., 2014, Ghiba et al., 2015, Madeo et al., 2015b, Madeo et al., 2015a]. As can be observed in Fig. 3, in the LF limit all the internal degrees of freedom are lost, as well as all optical branches. In Long Wavelength (LW) limit the dispersion relation becomes linear, and hence dispersive effects are lost.

¹Those approaches can perfectly be combined.

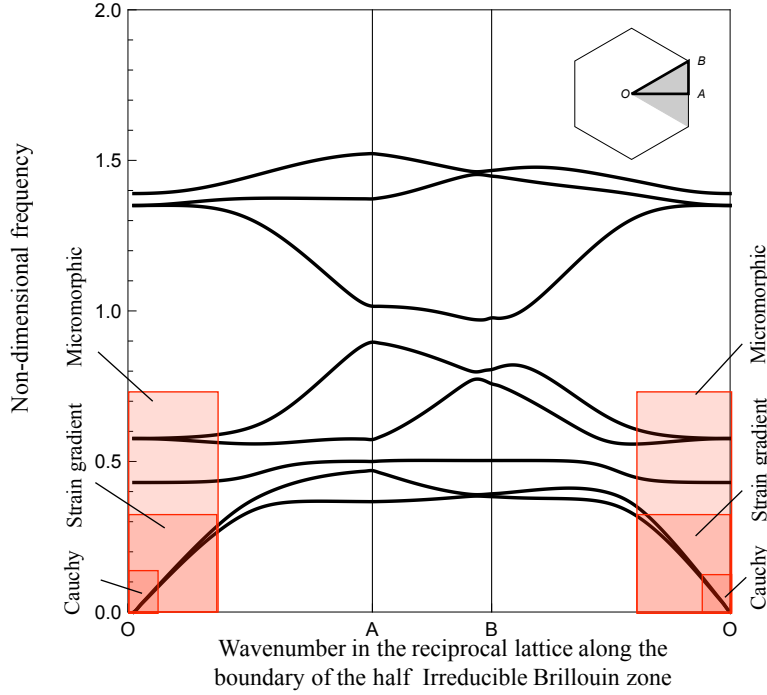


Figure 3: Dispersion analysis on a hexachiral material with superposed domains of validity of the continuum models.

In the present paper, attention will be devoted to the modeling of anisotropic dispersive elastic waves in the framework of strain-gradient elasticity. This approach can be seen as a phenomenological reformulation of some pioneering works in physics of dispersive elasticity [Portigal and Burstein, 1968, DiVincenzo, 1986]. This work follows some previous contributions, since the different anisotropic elasticity tensors involved in SGE have been studied in [Auffray et al., 2009, Auffray et al., 2015b]. As will be shown, wave propagation within linear SGE allows to capture some specific features that can not be modelled classically:

1. Chiral sensitivity;
2. Anisotropy of hexagonal lattices;
3. Distinction between group and energy velocities;

It has to be noted that the second point, cannot be modeled using a Cosserat (or Micropolar) medium. All of these effects are controlled by the circular frequency ω and disappear, as it should, in the LF limit, where classical Cauchy behavior is retrieved. These specificities will be illustrated both analytically and numerically, and the results from the generalized continuum model will be compared with full field simulations.

Organisation of the paper

The paper is organized as follows. In a first time, §.2, the basic equations of Strain Gradient Elasticity are recapped. In §.3 plane wave propagation in SGE is discussed and the generalized acoustic tensor is introduced. Then, in §.4 numerical studies are conducted on hexagonal and hexachiral lattices in order to illustrate these different aspects. Finally, §.5 is devoted to conclusions.

Notations

In this work tensors of order ranking from 0 to 6 are denoted, respectively, by a , \underline{a} , $\underline{\sim}a$, $\underline{\simeq}a$, $\underline{\approx}a$, $\underline{\cong}a$

and $\underline{\underline{a}}$. The simple, double and fourth contractions are written \cdot , $:$ and $::$ respectively. In index form with respect to an orthonormal Cartesian basis, these notations correspond to

$$\underline{\underline{a}} \cdot \underline{\underline{b}} = a_i b_i, \quad \underline{\underline{a}} : \underline{\underline{b}} = a_{ij} b_{ij}, \quad \underline{\underline{a}} :: \underline{\underline{b}} = a_{ijkl} b_{ijkl}$$

where repeated indices are summed up. Spatial gradient will classically be denoted, in index form, by a comma

$$\text{Grad } \underline{\underline{a}} = (\underline{\underline{a}} \otimes \underline{\nabla})_{ij} = a_{i,j}$$

Divergence and curl will be denoted:

$$\text{Div } \underline{\underline{a}} = (\underline{\nabla} \cdot \underline{\underline{a}}) = a_{i,i} \quad ; \quad \text{Curl } \underline{\underline{a}} = (\underline{\nabla} \times \underline{\underline{a}})_i = \epsilon_{ijk} a_{j,k}$$

where ϵ_{ijk} is the Levi-Civita symbol. Vector spaces will be denoted using blackboard bold fonts, and their tensorial order indicated by using formal indices. When needed index symmetries are expressed as follows: $(..)$ indicates invariance under permutations of the indices in parentheses, while $\underline{\underline{..}}$ denotes invariance with respect to permutations of the underlined blocks. Finally, a superimposed dot will denote a partial time derivative.

2 Strain-gradient dynamics

In this section the Strain Gradient Elasticity (SGE) model will first be recapped, then particular attention will be devoted to the constitutive laws.

2.1 Dynamics

In this section the dynamic balance equations for a strain-gradient solid will be summed-up. Our setting will be based on Mindlin type II formulation [Mindlin and Eshel, 1968]. Strain-gradient elasticity can be considered as a long wave approximation of the micromorphic model (see [Mindlin, 1964] for more details). The degrees of freedom of the model are the components of the displacement field u_i . Kinetic and potential energy densities, respectively denoted \mathcal{K} and \mathcal{P} , are functions of the displacement and its gradients up to the second order:

$$\mathcal{K} = \frac{1}{2} p_i v_i + \frac{1}{2} q_{ij} v_{i,j}, \quad \mathcal{P} = \frac{1}{2} \sigma_{ij} \varepsilon_{ij} + \frac{1}{2} \tau_{ijk} \eta_{ijk},$$

where

- p_i and q_{ij} are, respectively, the momentum and the hypermomentum tensors;
- v_i and $v_{i,j}$ are the velocity ($v_i = \dot{u}_i$) and its gradient;
- σ_{ij} and τ_{ijk} are the stress and the hyperstress tensors;
- ε_{ij} and $\eta_{ijk} = \varepsilon_{ij,k}$, the infinitesimal strain tensor ($\varepsilon_{ij} = (u_{i,j} + u_{j,i})/2$) and its gradient.

By application of the least action principle on the action functional [Mindlin, 1964], and neglecting body double forces, the following bulk equations are obtained

$$s_{ij,j} = \dot{p}_i - \dot{q}_{ij,j} \quad (1)$$

where s_{ij} is the effective second order symmetric stress tensor, defined as follows:

$$s_{ij} = \sigma_{ij} - \tau_{ijk,k} \quad (2)$$

Consistent boundary conditions are also obtained from the least action principle, but as the objective of this paper is to study free propagation we omit to list them here (for details see [Mindlin, 1964, Auffray et al., 2015a]). To be well posed those equations have to be supplemented by a constitutive law.

2.2 Constitutive law

In a spatio-temporal framework, the constitutive law reads

$$p_i = \rho \delta_{ip} v_p + K_{ipq} v_{p,q} \quad (3)$$

$$q_{ij} = K_{ijp} v_p + J_{ijpq} v_{p,q} \quad (4)$$

$$\sigma_{ij} = C_{ijpq} \varepsilon_{pq} + M_{ijpqr} \eta_{pqr} \quad (5)$$

$$\tau_{ijk} = M_{pqijk} \varepsilon_{pq} + A_{ijkpqr} \eta_{pqr} \quad (6)$$

or, using a quadratic form

$$\begin{pmatrix} \underline{\mathbf{p}} \\ \underline{\mathbf{q}} \\ \sim \\ \underline{\boldsymbol{\sigma}} \\ \sim \\ \underline{\boldsymbol{\tau}} \\ \sim \end{pmatrix} = \begin{pmatrix} \rho \mathbf{I} & \underline{\mathbf{K}} & 0 & 0 \\ \underline{\mathbf{K}}^T & \underline{\mathbf{J}} & 0 & 0 \\ \sim & \sim & \underline{\mathbf{C}} & \underline{\mathbf{M}} \\ 0 & 0 & \underline{\mathbf{M}}^T & \underline{\mathbf{A}} \\ \sim & \sim & \sim & \sim \end{pmatrix} \begin{pmatrix} \underline{\mathbf{v}} \\ \underline{\nabla \mathbf{v}} \\ \sim \\ \underline{\boldsymbol{\varepsilon}} \\ \sim \\ \underline{\boldsymbol{\eta}} \\ \sim \end{pmatrix}$$

where

- $\rho I_{(ij)}$ is the macroscopic mass density;
- K_{ijk} is the coupling inertia tensor;
- J_{ijqr} is the second order inertia tensor.
- $C_{(ij)(lm)}$ is the classical elasticity tensor;
- $M_{(ij)(lm)n}$ is a fifth-order coupling elasticity tensor;
- $A_{(ij)k(lm)n}$ a six-order tensor.

As can be observed on the matricial form of the constitutive law (as presented in Eq. (2.2)), we implicitly made the hypothesis that space and time are not coupled by the constitutive law. Albeit being quite unusual, this coupling may appear under certain circumstances. Media in which such phenomena emerge are of Willis type, and more details can be found in [Willis, 1997, Norris and Shuvalov, 2011, Nassar et al., 2015b]. In the present approach those equations are postulated on phenomenological bases. It should be noted that they can be also derived using a dynamic homogenization procedure [Bacigalupo and Gambarotta, 2014b, Bacigalupo and Gambarotta, 2014a, Nassar et al., 2015a]

The study of the higher-order elasticity tensors involved in this law has been the object of previous papers [Auffray et al., 2009, Auffray et al., 2013, Auffray et al., 2015b]. The substitution of the constitutive equations (5) and (6) into the Eq. (2) gives

$$s_{ij} = C_{ijlm} \varepsilon_{lm} + M_{ijklm}^{\sharp} \varepsilon_{lm,k} - A_{ijklmn} \varepsilon_{lm,kn}$$

where the dynamic coupling tensor $M_{ijklm}^{\sharp} = M_{ijklm} - M_{klijm}$ has been introduced. In physics this tensor is known as the acoustical gyrotropic tensor and is responsible for the so-called acoustical activity [Portigal and Burstein, 1968, Srinivasan, 1988, Auffray et al., 2015b]. Then, using this result into the balance equation (1) gives

$$C_{ijlm} u_{l,jm} + M_{ijklm}^{\sharp} u_{l,jkm} - A_{ijklmn} u_{l,jkmn} = \rho \ddot{u}_i + K_{ipq}^{\sharp} \ddot{u}_{p,q} - J_{ipqr} \ddot{u}_{q,pr} \quad (7)$$

where the dynamic coupling inertia tensor $K_{ipq}^{\sharp} = K_{ipq} - K_{piq}$ has been introduced. It is important to remark that only the dynamic tensors $\underline{\mathbf{M}}^{\sharp}$ and $\underline{\mathbf{K}}^{\sharp}$, which have stronger symmetry requirements than their static counterpart, are present in the balance equation. Hence, for some material symmetries $\underline{\mathbf{M}}^{\sharp}$ and $\underline{\mathbf{K}}^{\sharp}$ may vanish while $\underline{\mathbf{M}}$ and $\underline{\mathbf{K}}$ are not null tensors [Auffray et al., 2015b].

Those odd-order tensors vanish in 3D space for centro-symmetric media, and in 2D space for media that are invariant by a rotation of even-order. To avoid cumbersome expressions this last hypothesis will be assumed in the following. In 2D space, this assumption is not too restrictive since $\underline{\underline{M}}$ and $\underline{\underline{K}}$ are null in many common situations, and does not preclude chiral behaviors [Auffray et al., 2015b].

A major result from [Auffray et al., 2015b] is that in 2D there are 14 non equivalent types of anisotropy that can be described by SGE². Those different type of anisotropy, together with their number of independent components, are reported in the following table:

Name	Oblique	Rectangular	Digonal	Orthotropic	Trichiral	Trigonal	Tetrachiral	Tetragonal
$[G_{\mathcal{L}}]$	[Id]	$[Z_2^{\pi}]$	$[Z_2]$	$[D_2]$	$[Z_3]$	$[D_3]$	$[Z_4]$	$[D_4]$
$\#_{\text{indep}}(\mathcal{L})$	45 (44)	27	36 (35)	16	15 (14)	10	13 (12)	9
Name	Pentachiral	Pentagonal	Hexachiral	Hexagonal	Hemitropic	Isotropic		
$[G_{\mathcal{L}}]$	$[Z_5]$	$[D_5]$	$[Z_6]$	$[D_6]$	$[SO(2)]$	$[O(2)]$		
$\#_{\text{indep}}(\mathcal{L})$	9 (8)	7	9 (8)	7	7	6		

Table 1: The names, the sets of subgroups $[G_{\mathcal{L}}]$ and the numbers of independent components $\#_{\text{indep}}(\mathcal{L})$ for the 14 symmetry classes of \mathcal{L} , where \mathcal{L} is the constitutive law. The in-parenthesis number indicates the minimal number of components of the law in an appropriate basis.

in which

- Z_n , for cyclic groups, means that the object is only invariant by n -fold rotations. Z_n -invariant objects are said to be chiral ;
- D_n , for dihedral groups indicates a n -fold invariant object that possesses also mirrors perpendicular to the rotation axis. D_n -invariant objects are achiral.

Hence, as can be read from the table, SGE is

1. anisotropic for materials that are 6-fold invariant;
2. sensitive to the chirality of the matter.

In the next sections we will investigate how these specific features influence wave propagation.

3 Plane wave propagation in an anisotropic strain-gradient continuum

Objective of this section is to study plane wave propagation in the framework of anisotropic strain-gradient elasticity. To do so, the classic concept of acoustic tensor has to be revisited. This novel generalized acoustic tensor will be used as main analysis tool. Before going into details of the strain-gradient case, it is useful to make some broader considerations about the physical meaning and the interpretation of the different velocities that characterize wave propagation.

3.1 Wave propagation and wave velocities in anisotropic dispersive media

When studying anisotropic materials, useful considerations can be drawn from the analysis of bulk plane waves. This means to seek for solutions of the dynamic equation (1) in the following form:

$$\underline{\underline{u}} = \underline{\underline{F}}(\omega t - \underline{\underline{k}} \cdot \underline{\underline{x}}), \quad (8)$$

²The same can be also given for 3D SGE, but the classification would be far more involved, and is not relevant for the present discussion.

where \underline{F} is a vector function, ω the circular frequency, \underline{k} the wave vector and \underline{x} the position vector. As well known, plane wave propagation is characterized by different notions of velocity. A priori, these quantities may, or not, be identical. In full generality, four different physical velocities emerge [Brillouin, 1960]:

- the phase velocity \underline{v}^p : this quantity is defined as the ratio of the circular frequency ω over the wave vector \underline{k} :

$$\underline{v}^p = \frac{\omega}{k} \hat{\underline{\xi}}$$

where $k = \|\underline{k}\|$ is the wave number associated to \underline{k} , and $\hat{\underline{\xi}}$ the unit vector in the direction of \underline{k} , so that $\underline{k} = k\hat{\underline{\xi}}$. This is a secant velocity that describes the speed of the wavefront of single harmonic wave oscillations for a wave propagating toward the direction $\hat{\underline{\xi}}$.

- the group velocity \underline{v}^g : this second notion, which is a tangent one, describes, in 1-D, the modulation of the signal:

$$\underline{v}^g = \frac{\partial \omega}{\partial \underline{k}} = \nabla_{\underline{k}} \omega$$

This velocity is related to the modulation of the wave packet, and is a kind of "particle" related velocity.

- the energy velocity \underline{v}^e : this velocity deals with the energy flow within the medium and hence is defined using the Poynting vector.

$$\underline{v}^e = \frac{\underline{P}}{\mathcal{E}}$$

where \underline{P} is the Poynting vector while $\mathcal{E} = \mathcal{K} + \mathcal{P}$ is the total energy density, sum of potential and kinetic energy.

- the signal velocity \underline{v}^s : this velocity is related to the propagation of the information. This notion, introduced by Sommerfeld in [Brillouin, 1960], is, contrary to the others, bound by relativity principle.

In the classical situation of an isotropic, linear, homogeneous, non dispersive, non dissipative medium these four velocities are identical. However, once one of these hypotheses is modified, this equality is not true anymore. In the case of an anisotropic medium (all other hypotheses being conserved), for example, the phase velocity differs from the 3 others, i.e.

$$\underline{v}^p \neq \underline{v}^g = \underline{v}^s = \underline{v}^e$$

A general summary of relationships between phase, group and energy velocities, in the case of dispersive and non dispersive media, can be found in Table 2 and illustrated Fig.4. As it can be noticed, in the case of dispersive media, group and energy velocity are not anymore equal to each other. This must lead to a reinterpretation of group velocity with respect to the classic non-dispersive case. At the end of Section 2 these properties will be verified analytically and numerically for an elastic strain gradient continuum.

Isotropic		Anisotropic	
Non dispersive	Dispersive	Non dispersive	Dispersive
$\underline{v}^p = \underline{v}^g = \underline{v}^e$	$\underline{v}^p \neq \underline{v}^g \neq \underline{v}^e$	$\underline{v}^p \neq \underline{v}^g = \underline{v}^e$	$\underline{v}^p \neq \underline{v}^g \neq \underline{v}^e$

Table 2: Summary of relationships between velocities.

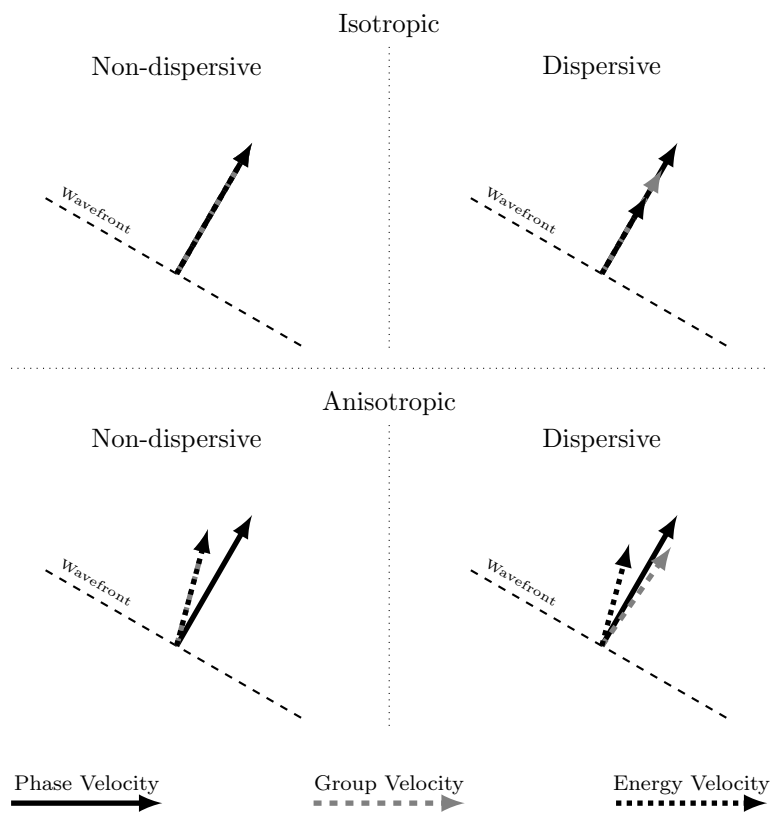


Figure 4: Graphical representation of the respective values of phase, energy and group velocity in different cases.

3.2 The generalized acoustic tensor

To obtain the different velocities of a plane wave in the framework of SGE, let us consider the following plane wave solution, equivalent to (8),

$$u_i = U_i \mathcal{A} \exp \left[i\omega \left(t - \frac{1}{V} \hat{\xi}_i x_i \right) \right] \quad (9)$$

where $V = \|\underline{v}^p\|$ is the norm of the phase velocity of the wave-front and $\hat{\xi}$ the unit vector pointing toward the direction of propagation, i.e. the normal to the wave-front. Moreover, U_i is a real valued unitary vector representing the polarization (direction of motion) and \mathcal{A} is a complex amplitude. These quantities are both independent of x_i and t . Phase velocity and wave-vector can be conveniently summed-up in one quantity, namely the slowness vector ξ_i :

$$\xi_i = \frac{1}{V} \hat{\xi}_i.$$

The substitution of ansatz (9) into the balance equation (7) yields

$$\left((C_{ijklm} - \omega^2 J_{ijklm}) \hat{\xi}_j \hat{\xi}_m + \frac{\omega^2}{V^2} A_{ijklm} \hat{\xi}_j \hat{\xi}_k \hat{\xi}_m \hat{\xi}_n \right) U_l = \rho V^2 U_i,$$

which can be conveniently rewritten as

$$\hat{Q}_{il} U_l = \rho V^2 U_i, \quad (10)$$

where the generalized acoustic tensor \hat{Q}_{il} is defined as follows:

$$\hat{Q}_{il} = (C_{ijklm} - \omega^2 J_{ijklm}) \hat{\xi}_j \hat{\xi}_m + \frac{\omega^2}{V^2} A_{ijklm} \hat{\xi}_j \hat{\xi}_k \hat{\xi}_m \hat{\xi}_n. \quad (11)$$

As can be noticed, the classic definition of the acoustic tensor is retrieved (i. e. $Q_{il} = C_{ijklm} \hat{\xi}_j \hat{\xi}_m$) in the following situations:

- when the tensor A_{ijklm} vanishes, that is for a classic continuum;
- when $\omega \rightarrow 0$, that is for low frequencies.

From the solution of the eigenvalue problem associated to Eqn. (10), it is possible to obtain useful information concerning phase velocity and polarization of plane waves propagating with a wavefront perpendicular to a given direction $\hat{\xi}_i$. Moreover, from the polar plot of the slowness, one can compute the so- called slowness surfaces (or curves in 2D).

3.3 Conservation of energy, Poynting vector and energy velocity

As previously discussed, energy velocity is usually considered as being equivalent to group velocity. Since we have pointed out that this interchangeability is no more true for dispersive media, the two notions have to be distinguished. To that aim let us first compute the velocity at which the energy carried by the plane wave is propagating.

Since we are working with harmonic plane waves, the energy velocity vector \underline{v}^g is defined by the relation

$$v_i^e = \frac{\langle P_i \rangle}{\langle \mathcal{E} \rangle} \quad (12)$$

where the definition

$$\langle \cdot \rangle = \frac{1}{T} \int_0^T \cdot dt$$

is used to compute the mean values over the T -period. In terms of these two quantities, the local form of the conservation of energy reads:

$$\frac{\partial \mathcal{E}}{\partial t} + P_{i,i} = 0.$$

Using the constitutive equations (5) and (6), and the conservation of linear momentum (1) the expression of \underline{P} can be specified:

$$P_j = -(s_{ij} + \dot{q}_{ij}) \dot{u}_i - \tau_{ikj} \dot{u}_{i,k}.$$

Inserting the plane wave solution (9) into this last expression and performing a temporal averaging, the following result is obtained

$$\langle P_j \rangle = \frac{|\mathcal{A}|^2 \omega^2}{2} \frac{Q_{ijl}^b}{V} U_l U_i,$$

in which the following tensors have been introduced

$$Q_{ijl}^b = (C_{ijlm} - \omega^2 J_{ijlm}) \hat{\xi}_m - \frac{\omega^2}{V^2} A_{ijklmn}^b \hat{\xi}_k \hat{\xi}_m \hat{\xi}_n,$$

with

$$A_{ijklmn}^b = (A_{ijklmn} - A_{ikjlmn}).$$

For the kinetic energy and potential energy, the same computation leads to:

$$\langle \mathcal{K} \rangle = \frac{|\mathcal{A}|^2}{4} \omega^2 \left(\rho \delta_{ik} + \frac{\omega^2}{V^2} J_{ijkl} \hat{\xi}_j \hat{\xi}_l \right) U_k U_i, \quad \langle \mathcal{P} \rangle = \frac{|\mathcal{A}|^2}{4} \frac{\omega^2}{V^2} \tilde{Q}_{il} U_l U_i,$$

where

$$\tilde{Q}_{il} = C_{ijlm} \hat{\xi}_j \hat{\xi}_m + \frac{\omega^2}{V^2} A_{ijklmn} \hat{\xi}_j \hat{\xi}_k \hat{\xi}_m \hat{\xi}_n. \quad (13)$$

Using Eqn. (10), this last result can be transformed to

$$\langle \mathcal{P} \rangle = \frac{|\mathcal{A}|^2}{4} \omega^2 \left(\rho \delta_{ik} + \frac{\omega^2}{V^2} J_{ijkl} \hat{\xi}_j \hat{\xi}_l \right) U_k U_i = \langle \mathcal{K} \rangle,$$

showing that the classical property of the equi-distribution of energy over the period between potential and kinetic energy is verified also into the strain-gradient framework. Then the total energy reads:

$$\langle \mathcal{E} \rangle = \frac{|\mathcal{A}|^2}{2} \omega^2 \left(\rho \delta_{ik} + \frac{\omega^2}{V^2} J_{ijkl} \hat{\xi}_j \hat{\xi}_l \right) U_k U_i.$$

Finally, using the definition (12), the expression for the energy velocity is finally obtained

$$v_j^e = \frac{Q_{ijl}^b U_l U_i}{V \left(\rho \delta_{ik} + \frac{\omega^2}{V^2} J_{ijkl} \hat{\xi}_j \hat{\xi}_l \right) U_k U_i}. \quad (14)$$

3.4 Group velocity

In this section we compute the group velocity, which we recall is defined as

$$\underline{v}^g = \frac{\partial \omega}{\partial \underline{k}}. \quad (15)$$

From equation (11) it can be shown that

$$v_j^g = \frac{Q_{ijl}^\# U_l U_i}{V \left(\rho \delta_{ik} + \frac{\omega^2}{V^2} J_{ijkl} \hat{\xi}_j \hat{\xi}_l \right) U_k U_i} \quad (16)$$

where

$$Q_{ijl}^\# = (C_{ijlm} - \omega^2 J_{ijlm}) \hat{\xi}_m + \frac{\omega^2}{\sqrt{2}} A_{ijklmn}^\# \hat{\xi}_k \hat{\xi}_m \hat{\xi}_n,$$

and

$$A_{ijklmn}^\# = (A_{ikjlmn} + A_{ijklmn}) \quad (17)$$

As expected, the expression of the group velocity, Eq. (16), is different from that of the energy velocity (Eq. (14)). Moreover, their difference is easily computed, and reads

$$v_j^g - v_j^e = \frac{2\omega^2}{V^3 \left(\rho \delta_{ik} + \frac{\omega^2}{\sqrt{2}} J_{ijkl} \hat{\xi}_j \hat{\xi}_l \right)} A_{ijklmn} U_l U_i \hat{\xi}_n \hat{\xi}_k \hat{\xi}_m \quad (18)$$

This expression confirms that in strain gradient continua the energy and group velocities are not identical and shows that the usual association between group velocity and energy velocity is retrieved in the low frequency limit.

3.5 Synthesis

In this section it has been shown that for a SGE continuum group and energy velocity have to be distinguished. In the case of a centrosymmetric medium, the difference between those two notions is directly related to the second-order elasticity tensor \mathbb{A} . As a consequence, and since $\mathbb{A} \approx \mathbb{A}$, SGE is a long wavelength approximation of the elasticity of heterogeneous materials, those two notions should be kept different for architected materials as soon as micro-structural effects are involved.

4 Case studies

This section is devoted to the analysis of some common situations that have been chosen to illustrate peculiar features of SGE. The following case studies will be analyzed:

- 3D isotropic (SO₃) materials
- 2D hexagonal (D₆) and hexachiral (Z₆) materials

4.1 3D isotropic material

For isotropic SGE material the afore-introduced quantities can be made explicit³. Using index notation, isotropic constitutive tensors have the following expressions⁴ [Mindlin, 1964]:

$$\begin{aligned} C_{ijlm} &= \lambda \delta_{ij} \delta_{lm} + \mu (\delta_{il} \delta_{jm} + \delta_{im} \delta_{jl}) \\ J_{ijlm} &= J_1 \delta_{ij} \delta_{lm} + J_2 \delta_{il} \delta_{jm} + J_3 \delta_{im} \delta_{jl} \\ A_{ijklmn} &= a_1 \delta_{ij} \delta_{kl} \delta_{mn} + a_2 \delta_{il} \delta_{jk} \delta_{mn} + a_3 \delta_{ij} \delta_{kn} \delta_{lm} + a_4 \delta_{il} \delta_{jm} \delta_{kn} + a_5 \delta_{in} \delta_{jm} \delta_{kl} \end{aligned}$$

As a consequence the generalized Navier equation reads

$$(\lambda + \mu)(1 - \tilde{b}_1 \Delta)(\nabla \otimes (\nabla \cdot \mathbf{u})) + \mu(1 - \tilde{c}_s \Delta)\Delta \mathbf{u} = \rho \left(\ddot{\mathbf{u}} - \tilde{J}_e (\nabla \otimes (\nabla \cdot \ddot{\mathbf{u}})) - \tilde{J}_s \Delta \ddot{\mathbf{u}} \right)$$

³The question of which microstructures can produce isotropy for strain gradient elasticity is interesting but will not be considered here. It has to be noticed that periodic materials are unable to produce SGE isotropic behavior [Auffray et al., 2009], hence answers has to be sought within classes of quasi-periodic, hyperuniform and random materials [Zachary and Torquato, 2009].

⁴It has to be noted that for 2D strain gradient elasticity, only 4 components are independent while 5 are in 3D.

with

$$b_1 = a_1 + a_3 + a_5 \quad ; \quad c_s = a_2 + a_4, \quad J_e = J_2 + J_3, \quad J_s = J_1$$

$$\tilde{b}_1 = \frac{b_1}{\lambda + \mu}, \quad \tilde{b}_s = \frac{b_s}{\mu}, \quad \tilde{J}_e = \frac{J_e}{\rho}, \quad \tilde{J}_s = \frac{J_s}{\rho}$$

Using a classical vectorial identities last equation can be reshaped

$$(\lambda + 2\mu)(1 - \tilde{c}_p \Delta)(\nabla \otimes (\nabla \cdot \underline{u})) - \mu(1 - \tilde{c}_s \Delta)\nabla \times \nabla \times \underline{u} = \rho \left(\ddot{\underline{u}} - \tilde{J}_p(\nabla \otimes (\nabla \cdot \ddot{\underline{u}})) + \tilde{J}_s \nabla \times \nabla \times \ddot{\underline{u}} \right)$$

with

$$c_p = a_1 + a_2 + a_3 + a_4 + a_5, \quad J_p = J_1 + J_2 + J_3$$

$$\tilde{c}_p = \frac{c_p}{\lambda + 2\mu}, \quad \tilde{J}_p = \frac{J_p}{\rho}$$

Taking the divergence and the curl of that equation, the following two equations are obtained

$$\begin{cases} (\lambda + 2\mu)(1 - \tilde{c}_p \Delta)\Delta(\nabla \cdot \underline{u}) = \rho(1 - \tilde{J}_p \Delta)(\nabla \cdot \ddot{\underline{u}}) \\ \mu(1 - \tilde{c}_s \Delta)\Delta(\nabla \times \underline{u}) = \rho(1 - \tilde{J}_s \Delta)(\nabla \times \ddot{\underline{u}}) \end{cases}$$

showing that (c_p, J_p) are associated to the P-waves propagation, while (c_s, J_s) are associated to S-waves. Let us now express the different speeds associated to the plane wave propagation. For isotropic medium the canonical equation

$$\left((C_{ijklm} - \omega^2 J_{ijklm}) \hat{\xi}_j \hat{\xi}_m + \frac{\omega^2}{V^2} A_{ijklm} \hat{\xi}_j \hat{\xi}_k \hat{\xi}_m \hat{\xi}_n \right) U_l = \rho V^2 U_i$$

reduces to

$$\left(\lambda + \mu + \frac{\omega^2}{V^2} (a_1 + a_3 + a_5 - V^2(J_1 + J_3)) \right) \hat{\xi}_i \hat{\xi}_l U_l + \left(\mu + \frac{\omega^2}{V^2} (a_2 + a_4 - V^2 J_2) \right) U_i = \rho V^2 U_i$$

The different speeds share the same quantity for denominator

$$D(\omega) = \left(\rho \delta_{ik} + \frac{\omega^2}{V^2} J_{ijkl} \hat{\xi}_j \hat{\xi}_l \right) U_k U_i = \rho + \frac{\omega^2}{V^2} (J_2 + (J_1 + J_3)(U_p \xi_p)^2)$$

hence we have

$$\begin{aligned} VD(\omega)v_j^e &= \left(\lambda + \mu - \frac{\omega^2}{V^2} (a_3 + a_5 + V^2(J_1 + J_3)) \right) (U_p \xi_p) U_j \\ &\quad + \left(\mu - \frac{\omega^2}{V^2} ((a_3 - a_5)(U_p \xi_p)^2 + V^2 J_2) \right) \xi_j \\ VD(\omega)v_j^g &= \left(\lambda + \mu - \frac{\omega^2}{V^2} (-2a_1 - a_3 - a_5 + V^2(J_1 + J_3)) \right) (U_p \xi_p) U_j \\ &\quad + \left(\mu - \frac{\omega^2}{V^2} (-2a_2 - 2a_4 - (a_3 + a_5)(U_p \xi_p)^2 + V^2 J_2) \right) \xi_j \\ VD(\omega)(v_j^g - v_j^e) &= \frac{2\omega^2}{V^2} ((a_1 + a_3)(U_p \xi_p) U_j + (a_2 + a_4 + a_5)(U_p \xi_p)^2) \xi_j \end{aligned}$$

Starting from these expressions, the behavior of Shear and Pressure waves can now be specified:
Shear-Waves (S-Waves)

In such case $U_p \xi_p = 0$ and $D(\omega) = \rho + \frac{\omega^2}{V^2} J_2$

$$VD(\omega)v_j^e = (\mu - \omega^2 J_2) \xi_j \quad ; \quad VD(\omega)v_j^g = \left(\mu - \frac{\omega^2}{V^2} (-2c_s + V^2 J_2) \right) \xi_j$$

hence

$$VD(\omega)(v_j^g - v_j^e) = \frac{2\omega^2}{V^2} c_s \xi_j$$

Pressure-Waves (P-Waves)

In such case $U_p = \xi_p$ and $D(\omega) = \rho + \frac{\omega^2}{V^2} J_p$

$$VD(\omega)v_j^e = (\lambda + 2\mu - \omega^2 J_p) \xi_j \quad ; \quad VD(\omega)v_j^g = \left(\lambda + 2\mu - \frac{\omega^2}{V^2} (-2c_p + V^2 J_p) \right) \xi_j$$

hence

$$VD(\omega)(v_j^g - v_j^e) = \frac{2\omega^2}{V^2} c_p \xi_j$$

From these results, it can be observed that for SGE isotropic materials group and energy velocities are colinear but of different amplitude.

4.2 2D hexagonal and hexachiral materials

Material and physical anisotropy

Hexachiral materials, whose unit cell is represented in Fig. 2(a), are well known for being auxetic, as they possess a negative Poisson module [Prall and Lakes, 1997, Dirrenberger et al., 2013]. As can be directly observed, the unit cell is only invariant by 6-fold rotations, but does not have any line of mirror symmetry. The pattern is then said to be chiral. In the language of group theory the point group of the pattern is conjugate to Z_6 [Auffray et al., 2015b]. If mirrors are added to the set of symmetry elements, the pattern becomes achiral and the classical hexagonal honeycomb tiling is retrieved. The point group is now conjugate to D_6 . As already discussed in section 2 the SGE behavior is different for these two cases and the associated "shapes" for the elastic operator are⁵ [Auffray et al., 2015b]

$$\mathcal{L}_{Z_6} = \begin{pmatrix} C_{O(2)} & 0 \\ 0 & A_{Z_6} \end{pmatrix}, \quad \mathcal{L}_{D_6} = \begin{pmatrix} C_{O(2)} & 0 \\ 0 & A_{D_6} \end{pmatrix}$$

In both case the classical elasticity is isotropic, and in any rectangular basis its tensor has the following matricial expression:

$$C_{O(2)} = \begin{pmatrix} c_{11} & c_{12} & 0 \\ & c_{11} & 0 \\ & & c_{11} - c_{12} \end{pmatrix} \quad (19)$$

For the second order elasticity tensors their matrix expression in bases adapted with the symmetry elements of the microstructure are⁶

$$A_{Z_6} = \begin{pmatrix} a_{11} & a_{12} & \frac{a_{11}-a_{22}}{\sqrt{2}} - a_{23} & 0 & a_{15} & -\frac{a_{15}}{\sqrt{2}} \\ & a_{22} & a_{23} & -a_{15} & 0 & -\frac{a_{15}}{\sqrt{2}} \\ & & \frac{a_{11}+a_{22}}{2} - a_{12} & \frac{a_{15}}{\sqrt{2}} & \frac{a_{15}}{\sqrt{2}} & 0 \\ & & & a_{44} & a_{11}-a_{44}+a_{12} & \frac{3a_{11}-a_{22}}{\sqrt{2}} - a_{23} - \sqrt{2}a_{44} \\ & & & & a_{22}+a_{44}-a_{11} & \sqrt{2}(a_{44}-a_{11})+a_{23} \\ & & & & & \frac{-3a_{11}+a_{22}}{2} - a_{12} + 2a_{44} \end{pmatrix} \quad (20)$$

⁵The notation T_G indicates that the tensor T is G -invariant, where G denotes a subgroup of the full orthogonal group, i.e. $G \subseteq O(2)$.

⁶We refer to [Auffray et al., 2015b] for a discussion on that topic, see also appendix A for details concerning the orthogonal basis associated to the matrix representation.

$$A_{D_6} = \begin{pmatrix} a_{11} & a_{12} & \frac{a_{11}-a_{22}}{\sqrt{2}}-a_{23} & 0 & 0 & 0 \\ & a_{22} & a_{23} & 0 & 0 & 0 \\ & & \frac{a_{11}+a_{22}}{2}-a_{12} & 0 & 0 & 0 \\ & & & a_{44} & a_{11}-a_{44}+a_{12} & \frac{3a_{11}-a_{22}}{\sqrt{2}}-a_{23}-\sqrt{2}a_{44} \\ & & & & a_{22}+a_{44}-a_{11} & \sqrt{2}(a_{44}-a_{11})+a_{23} \\ & & & & & \frac{-3a_{11}+a_{22}}{2}-a_{12}+2a_{44} \end{pmatrix} \quad (21)$$

In both cases, the inertia tensor has been considered isotropic and has been replaced by the scalar quantity ζ . In general, different values of micro inertia should be considered for shear and pressure waves. However, given the qualitative nature of the present study, this approximation will not affect our analysis.

Computational procedure

The parameters used in our computation are listed in Table 3. They were obtained by performing FE computations on the unit cell using quadratic boundary conditions, and following a procedure described in [Auffray et al., 2010]. These values should be considered as a qualitative approximation of those of the actual material, but they allow us to verify basic properties of the model [Forest and Trinh, 2011, Trinh et al., 2012]. A forthcoming study will be devoted to a more precise estimation of those parameters. It should be noted that recently some experimental identifications of those coefficient have been conducted using full field measurement and DIC [Réthoré et al., 2015].

The computational procedure follows these steps:

1. the homogenized coefficients of the SGE are computed using FE simulations ;
2. equation (10) is put in the following form

$$\left(\hat{Q}_{il} - \rho V^2 \delta_{il} \right) U_l = 0 \quad (22)$$

and for a given circular frequency ω we compute the values of the phase velocity V for which the determinant $\det \left(\hat{Q}_{il} - \rho V^2 \delta_{il} \right)$ vanishes.

3. the nullspace of \hat{Q}_{il} for each couple (ω, V) is computed to retrieve the polarization vectors corresponding to each phase velocity at a given frequency.
4. from the phase velocity the dispersion curves are obtained;
5. phase velocities and polarization vectors are used in Eqs. (14) and (16) to obtain energy and group velocities.

Since we are in a 2D representation, for each value of ω we find two eigenvalues related to phase velocities of the two allowed wave solutions, along with the associated eigenvectors representing their polarization. At low frequencies, the first solution (mode 1) corresponds to a pure shear ($S-$) mode, and the second solution (mode 2) to a pure pressure ($P-$) mode. For higher frequencies, and depending on the direction of propagation, veering effects [Perkins and Mote Jr, 1986] may occur and these modes can be of mixed nature, or even switch. It is important to remark that both velocity and polarization are now function of both the direction of propagation and the frequency.

Result analysis

Let us start the analysis of the results from the dispersion curves. In Fig. 5, the dispersion curves are computed following the edge of the half Irreducible Brillouin zone, within the limits of validity of the model. As can be seen comparing Fig. 5 and Fig. 3, the long wave portion of the acoustic branches is qualitatively well captured. The estimation of the zone of validity

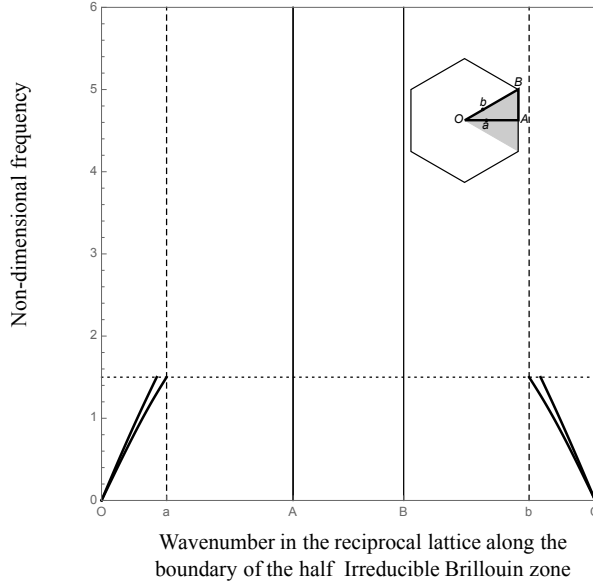


Figure 5: Dispersion curves for the hexachiral materials using the strain gradient model, at the edge of the half Irreducible Brillouin zone.

for the SGE model is strongly related to that of the parameters, that is why we stress the fact that the results here presented should be considered as qualitative. The circular frequency has been normalized with respect to the resonance frequency $\Omega_0 = 10.48 \times 10^3$ rad/s of the single ligament of the hexachiral material.

Useful information can be retrieved from the polar plots of phase, group and energy velocities. These quantities are plotted in Fig.6 for a Z_6 -invariant material and in Fig.7 for a D_6 -invariant one, for both modes. In these plots, three specific values of frequency have been considered: $\Omega_1 = 0.01 \Omega_0$, $\Omega_2 = 0.8 \Omega_0$, $\Omega_3 = 1.3 \Omega_0$. For simplifying the analysis, all velocities have been normalized with respect to the low frequency value of the phase velocity of the first mode. As can be observed, both for hexagonal and hexachiral symmetries, every velocity is isotropic at low frequencies (solid gray lines in Figs. 6 and 7). Then, when increasing the frequency, a breaking of symmetry occurs, and the specific features of each symmetry class emerge. In particular, from the curves at Ω_3 (solid black lines) one can easily distinguish a hexagonal-like shape. In the case of the Z_6 class, the chiral effect can also be observed, as each polar curve does not possess any mirror symmetries, while the rotational symmetries are preserved. The chiral effect is not particularly evident due to the qualitative estimation of the coefficients. These are consistent with those obtained from Bloch analysis, e. g. in [Spadoni et al., 2009]. Concerning the D_6 class, the plot of the energy velocity is clearly in agreement with the plot presented in Fig 1(b). Again, these results are consistent with those from Bloch analysis presented in [Celli and Gonella, 2014]. It is of major importance to remark that energy and group velocities do not share the same polar plot, thus confirming that they should be treated as two separate quantities. Further studies will be devoted to this distinction, when a better estimation of the coefficients will be available.

5 Conclusions

In the present paper some specific features of wave propagation in SGE media have been studied. This model allows to produce the following effects that can not be modelled classically but which can be experimentally observed and numerically simulated:

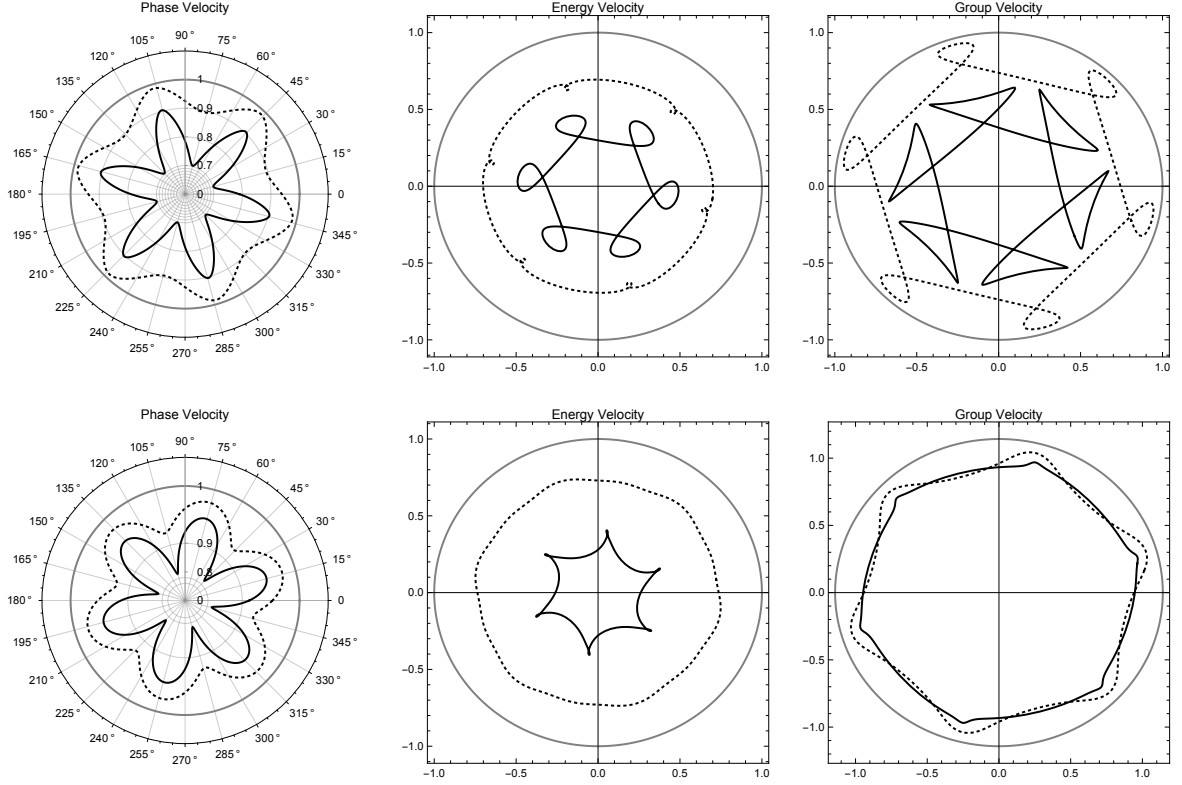


Figure 6: Phase, energy and group velocities for a Z_6 material at Ω_1 (solid gray), Ω_2 (dashed), Ω_3 (solid black) for the mode 1 (up) and 2 (down).

Hexagonal D_6			Hexachiral Z_6		
Parameter	Value	Unit	Parameter	Value	Unit
c_{11}	7.3×10^7	Pa	c_{11}	6.58×10^7	Pa
c_{12}	-3.8×10^7	Pa	c_{12}	-3.5×10^7	Pa
a_{11}	1.51×10^3	Pa	a_{11}	1.14×10^3	Pa
a_{12}	1.00×10^3	Pa·m	a_{12}	0.75×10^3	Pa·m
a_{22}	3.52×10^3	Pa·m	a_{22}	2.64×10^3	Pa·m
a_{15}	0	Pa·m	a_{15}	-0.84×10^3	Pa·m
a_{23}	-0.72×10^3	Pa·m	a_{23}	-0.54×10^3	Pa·m
a_{44}	12.96×10^3	Pa·m	a_{44}	9.72×10^3	Pa·m
ζ	0.0648	kg·m	ζ	0.0648	kg·m
ρ	249.32	kg/m ³	ρ	249.32	kg/m ³

Table 3: Values of the parameters used in simulations for the hexagonal D_6 (left) and hexachiral Z_6 (right) materials.

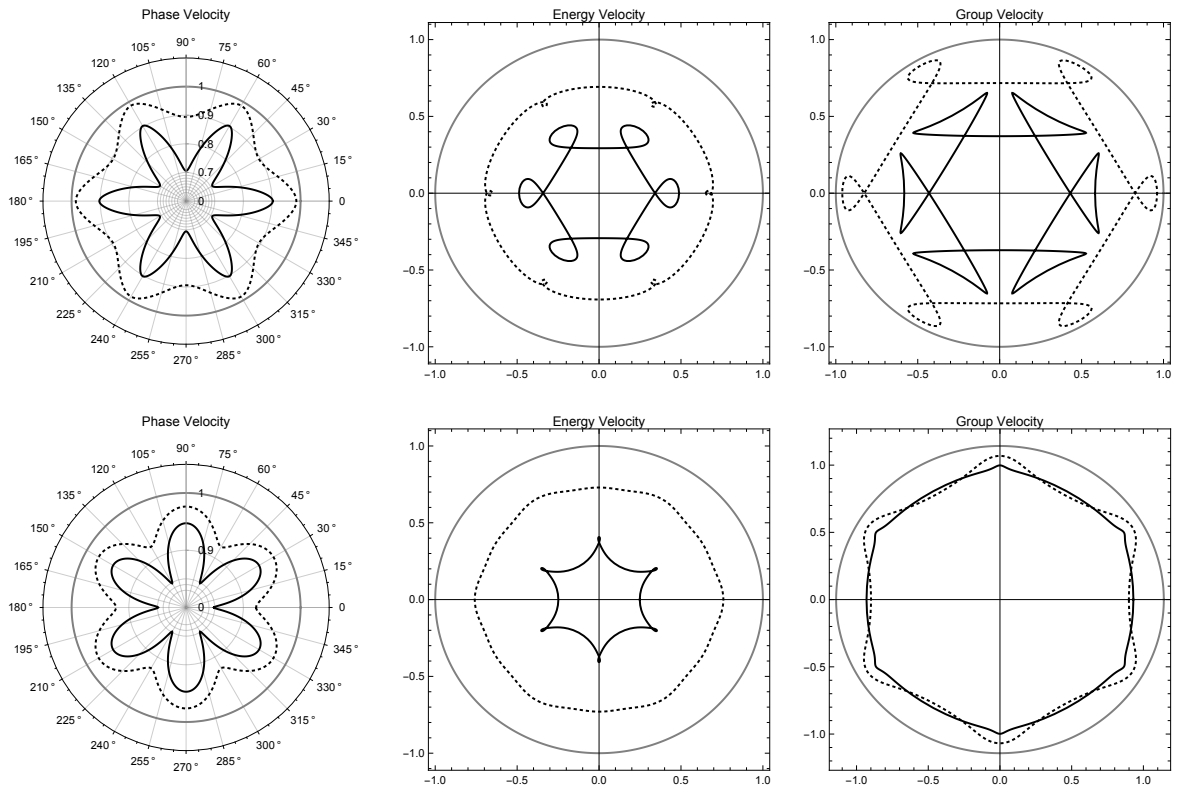


Figure 7: Phase, energy and group velocities for a D_6 material at Ω_1 (solid gray), Ω_2 (dashed), Ω_3 (solid black) for the mode 1 (up) and 2 (down)..

1. Anisotropy of hexagonal lattices;
2. Chiral sensitivity;
3. Distinction between group and energy velocities;

It has to be noted that the first point can not be modelled using a Cosserat (or Micropolar) medium.

Numerical results concerning free plane wave propagation in hexagonal (D_6) and hexachiral (Z_6) materials are presented and discussed. These results are consistent with those obtained from Bloch analysis of the unite cell and, concerning the honeycomb, in agreement with experiments.

Acknowledgements

The authors would like to gratefully acknowledge the Fédération Francilienne de Mécanique for financial support through its starting grant program. Giuseppe Rosi wish to thank the Faculté de Sciences et Technologie of the Université Paris-Est Créteil Val de Marne for the financial support.

A Orthonormal basis and matrix component ordering

Let be defined the following spaces:

$$\begin{aligned}\mathbb{T}_{(ij)} &= \{\mathbb{T} \in \mathbb{T}_{ij} | \mathbb{T} = \sum_{i,j=1}^2 T_{ij} e_i \otimes e_j, T_{ij} = T_{ji}\} \\ \mathbb{T}_{(ij)k} &= \{\mathbb{T} \in \mathbb{T}_{ijk} | \mathbb{T} = \sum_{i,j,k=1}^2 T_{ijk} e_i \otimes e_j \otimes e_k, T_{ijk} = T_{jik}\}\end{aligned}$$

which are, in 2D, respectively, 3- and 6-dimensional vector spaces. Therefore

- the first-order elasticity tensor $\underset{\approx}{\mathbb{C}}$ is a self-adjoint endomorphism of $\mathbb{T}_{(ij)}$;
- the second-order elasticity tensor $\underset{\approx}{\mathbb{A}}$ is a self-adjoint endomorphism of $\mathbb{T}_{(ij)k}$.

In order to express the Cauchy-stress tensor $\underline{\sigma}$, the strain tensor $\underline{\varepsilon}$, the strain-gradient tensor $\underline{\eta}$ and the hyperstress tensor $\underline{\tau}$ as 3- and 6-dimensional vectors and write $\underset{\approx}{\mathbb{C}}$ and $\underset{\approx}{\mathbb{A}}$ as, respectively: a 3×3 and 6×6 matrices, we introduce the following orthonormal basis vectors:

$$\begin{aligned}\tilde{e}_I &= \left(\frac{1 - \delta_{ij}}{\sqrt{2}} + \frac{\delta_{ij}}{2} \right) (e_i \otimes e_j + e_j \otimes e_i), \quad 1 \leq I \leq 3 \\ \hat{e}_\alpha &= \left(\frac{1 - \delta_{ij}}{\sqrt{2}} + \frac{\delta_{ij}}{2} \right) (e_i \otimes e_j + e_j \otimes e_i) \otimes e_k, \quad 1 \leq \alpha \leq 6\end{aligned}$$

where the summation convention for a repeated subscript does not apply. Then, the aforementioned tensors can be expressed as:

$$\tilde{\varepsilon} = \sum_{I=1}^3 \tilde{\varepsilon}_I \tilde{e}_I, \quad \tilde{\sigma} = \sum_{I=1}^3 \tilde{\sigma}_I \tilde{e}_I, \quad \hat{\eta} = \sum_{\alpha=1}^6 \hat{\eta}_\alpha \hat{e}_\alpha, \quad \hat{\tau} = \sum_{\alpha=1}^6 \hat{\tau}_\alpha \hat{e}_\alpha \quad (23)$$

$$\tilde{\mathbb{C}} = \sum_{I,J=1,1}^{3,3} \tilde{C}_{IJ} \tilde{e}_I \otimes \tilde{e}_J, \quad \bar{\mathbb{M}} = \sum_{I,\alpha=1,1}^{3,6} \bar{M}_{I\alpha} \tilde{e}_I \otimes \hat{e}_\alpha, \quad \hat{\mathbb{A}} = \sum_{\alpha,\beta=1,1}^{6,6} \hat{A}_{\alpha\beta} \hat{e}_\alpha \otimes \hat{e}_\beta, \quad (24)$$

so that the constitutive law can be written in the matrix form

$$\begin{cases} \tilde{\sigma}_I = \tilde{C}_{IJ} \tilde{\varepsilon}_J \\ \hat{\tau}_\alpha = \tilde{A}_{\alpha\beta} \hat{\eta}_\beta \end{cases} \quad (25)$$

The relationship between the matrix components $\tilde{\varepsilon}_I$ and ε_{ij} , and between $\hat{\eta}_\alpha$ and η_{ijk} are

$$\tilde{\varepsilon}_I = \begin{cases} \varepsilon_{ij} & \text{if } i = j, \\ \sqrt{2}\varepsilon_{ij} & \text{if } i \neq j; \end{cases} \quad \hat{\eta}_\alpha = \begin{cases} \eta_{ijk} & \text{if } i = j, \\ \sqrt{2}\eta_{ijk} & \text{if } i \neq j; \end{cases} \quad (26)$$

and, obviously, the same relations between $\tilde{\sigma}_I$ and σ_{ij} and $\hat{\tau}_\alpha$ and τ_{ijk} hold. For the constitutive tensors we have the following correspondences:

$$\tilde{C}_{IJ} = \begin{cases} C_{ijkl} & \text{if } i = j \text{ and } k = l, \\ \sqrt{2}C_{ijkl} & \text{if } i \neq j \text{ and } k = l \text{ or } i = j \text{ and } k \neq l, \\ 2C_{ijkl} & \text{if } i \neq j \text{ and } k \neq l. \end{cases} \quad (27)$$

$$\hat{A}_{\alpha\beta} = \begin{cases} A_{ijklmn} & \text{if } i = j \text{ and } l = m, \\ \sqrt{2}A_{ijklmn} & \text{if } i \neq j \text{ and } l = m \text{ or } i = j \text{ and } l \neq m, \\ 2A_{ijklmn} & \text{if } i \neq j \text{ and } l \neq m. \end{cases} \quad (28)$$

It remains to choose appropriate two-to-one and three-to-one subscript correspondences between ij and I , on one hand, and ijk and α , on the other hand. For the classical variables the standard two-to-one subscript correspondence is used, i.e:

I	1	2	3
ij	11	22	12

Table 4: The two-to-one subscript correspondence for 2D strain/stress tensors

with the following three-to-one subscript correspondence for strain-gradient/hyperstress tensor:

α	1	2	3	
ijk	111	221	122	Privileged direction: 1
α	6	7	8	
ijk	222	112	121	Privileged direction: 2

Table 5: The three-to-one subscript correspondence for 2D strain-gradient/hyperstress tensors

References

References

- [Auffray et al., 2009] Auffray N., Bouchet R., and Bréchet Y. (2009). *Derivation of anisotropic matrix for bi-dimensional strain-gradient elasticity behavior*. International Journal of Solids and Structures, vol. 46 n° 2, pp 440–454.
- [Auffray et al., 2010] Auffray N., Bouchet R., and Bréchet Y. (2010). *Strain gradient elastic homogenization of bidimensional cellular media*. International Journal of Solids and Structures, vol. 47 n° 13, pp 1698–1710.

- [Auffray et al., 2015a] Auffray N., dell’Isola F., Eremeyev V.A., Madeo A., and Rosi G. (2015a). *Analytical continuum mechanics à la Hamilton–Piola least action principle for second gradient continua and capillary fluids*. *Mathematics and Mechanics of Solids*, vol. 20 n° 4, pp 375–417.
- [Auffray et al., 2015b] Auffray N., Dirrenberger J., and Rosi G. (2015b). *A complete description of bi-dimensional anisotropic strain-gradient elasticity*. *International Journal of Solids and Structures*, n° 69-70, pp 195–206.
- [Auffray et al., 2013] Auffray N., Le Quang H., and He Q.C. (2013). *Matrix representations for 3D strain-gradient elasticity*. *Journal of the Mechanics and Physics of Solids*, vol. 61 n° 5, pp 1202–1223.
- [Bacigalupo and Gambarotta, 2014a] Bacigalupo A. and Gambarotta L. (2014a). *Homogenization of periodic hexa- and tetrachiral cellular solids*. *Composite Structures*, vol. 116, pp 461–476.
- [Bacigalupo and Gambarotta, 2014b] Bacigalupo Andrea and Gambarotta Luigi (2014b). *Second-gradient homogenized model for wave propagation in heterogeneous periodic media*. *International Journal of Solids and Structures*, vol. 51 n° 5, pp 1052–1065.
- [Brillouin, 1960] Brillouin L. (1960). *Wave Propagation and Group Velocity*, vol. 191. Academic Press.
- [Celli and Gonella, 2014] Celli P. and Gonella S. (2014). *Laser-enabled experimental wavefield reconstruction in two-dimensional phononic crystals*. *Journal of Sound and Vibration*, vol. 333 n° 1, pp 114–123.
- [Cosserat and Cosserat, 1909] Cosserat E. and Cosserat F. (1909). *Théorie des corps déformables*. Paris.
- [dell’Isola et al., 2011] dell’Isola F., Madeo A., and Placidi L. (2011). *Linear plane wave propagation and normal transmission and reflection at discontinuity surfaces in second gradient 3D continua*. *ZAMM – Journal of Applied Mathematics and Mechanics / Zeitschrift für Angewandte Mathematik und Mechanik*, vol. 92 n° 1, pp 52–71.
- [Dirrenberger et al., 2013] Dirrenberger J., Forest S., and Jeulin D. (2013). *Effective elastic properties of auxetic microstructures: anisotropy and structural applications*. *International Journal of Mechanics and Materials in Design*, vol. 9 n° 1, pp 21–33.
- [DiVincenzo, 1986] DiVincenzo D. (1986). *Dispersive corrections to continuum elastic theory in cubic crystals*. *Physical review. B, Condensed matter*, vol. 34 n° 8, pp 5450–5465.
- [Dresselhaus et al., 2007] Dresselhaus M.-S., Dresselhaus G., and Jorio A. (2007). *Group theory: application to the physics of condensed matter*. Springer Science & Business Media.
- [Erigen, 1967] Erigen A.C. (1967). *Theory of micropolar elasticity*. In : *Fracture*, vol. 2., ed. Leibowitz H., pp 621–629. Academic Press, New York.
- [Forest and Trinh, 2011] Forest S. and Trinh D.K. (2011). *Generalized continua and non-homogeneous boundary conditions in homogenisation methods*. *ZAMM - Journal of Applied Mathematics and Mechanics / Zeitschrift für Angewandte Mathematik und Mechanik*, vol. 91 n° 2, pp 90–109.
- [Gazalet et al., 2013] Gazalet J., Dupont S., Kastelik J.-C., Rolland Q., and Djafari-Rouhani B. (2013). *A tutorial survey on waves propagating in periodic media: Electronic, photonic and phononic crystals. Perception of the Bloch theorem in both real and Fourier domains*. *Wave Motion*, vol. 50 n° 3, pp 619–654.

- [Germain, 1973] Germain P. (1973). *The method of virtual power in continuum mechanics. Part 2: Microstructure*. SIAM Journal on Applied Mathematics, vol. 25 n° 3, pp 556–575.
- [Ghiba et al., 2015] Ghiba I D, Neff Patrizio, Madeo Angela, Placidi Luca, and Rosi Giuseppe (2015). *The relaxed linear micromorphic continuum: Existence, uniqueness and continuous dependence in dynamics*. Mathematics and Mechanics of Solids, vol. 20 n° 10, pp 1171–1197.
- [Gourgiotis et al., 2013] Gourgiotis P.A., Georgiadis H.G., and Neocleous I. (2013). *On the reflection of waves in half-spaces of microstructured materials governed by dipolar gradient elasticity*. Wave Motion, vol. 50 n° 3, pp 437–455.
- [Green and Rivlin, 1964] Green A.E. and Rivlin R.S. (1964). *Multipolar continuum mechanics*. Archive for Rational Mechanics and Analysis, vol. 17 n° 2, pp 113–147.
- [Liu et al., 2011] Liu X.N., Hu G.K., Sun C.T., and Huang G.L. (2011). *Wave propagation characterization and design of two-dimensional elastic chiral metacomposite*. Journal of Sound and Vibration, vol. 330 n° 11, pp 2536–2553.
- [Liu et al., 2012] Liu X.N., Huang G.L., and Hu G.K. (2012). *Chiral effect in plane isotropic micropolar elasticity and its application to chiral lattices*. Journal of the Mechanics and Physics of Solids, vol. 60 n° 11, pp 1907–1921.
- [Liu et al., 2015] Liu Y., Su X., and Sun C.T. (2015). *Broadband elastic metamaterial with single negativity by mimicking lattice systems*. Journal of the Mechanics and Physics of Solids, vol. 74, pp 158–174.
- [Madeo et al., 2015a] Madeo A., Neff P., Ghiba I.D., Placidi L., and Rosi G. (2015a). *Wave propagation in relaxed micromorphic continua: modeling metamaterials with frequency band-gaps*. Continuum Mechanics and Thermodynamics, vol. 27, pp 551–570.
- [Madeo et al., 2015b] Madeo A, Neff P, Ghiba I D, Placidi L, and Rosi G (2015b). *Band gaps in the relaxed linear micromorphic continuum*. ZAMM - Journal of Applied Mathematics and Mechanics / Zeitschrift für Angewandte Mathematik und Mechanik, vol. 95 n° 9, pp 880–887.
- [Madeo et al., 2014] Madeo A, Placidi L, and Rosi Giuseppe (2014). *Towards the Design of Metamaterials with Enhanced Damage Sensitivity: Second Gradient Porous Materials*. Research in Nondestructive Evaluation, vol. 25 n° 2, pp 99–124.
- [Mindlin, 1964] Mindlin R.D. (1964). *Micro-structure in linear elasticity*. Archive for Rational Mechanics and Analysis, vol. 16 n° 1, pp 51–78.
- [Mindlin, 1965] Mindlin R.D. (1965). *Second gradient of strain and surface-tension in linear elasticity*. International Journal of Solids and Structures, vol. 1 n° 4, pp 417–438.
- [Mindlin and Eshel, 1968] Mindlin R.D. and Eshel N.N. (1968). *On first strain-gradient theories in linear elasticity*. International Journal of Solids and Structures, vol. 4 n° 1, pp 109–124.
- [Nassar et al., 2015a] Nassar H., He Q.-C., and Auffray N. (2015a). *On asymptotic elastodynamic homogenization approaches for periodic media*. Journal of Mechanics and Physics of Solids.
- [Nassar et al., 2015b] Nassar H., He Q.-C., and Auffray N. (2015b). *Willis elastodynamic homogenization theory revisited for periodic media*. Journal of the Mechanics and Physics of Solids, vol. 77, pp 158–178.
- [Neff et al., 2014] Neff P., Ghiba I.D., Madeo A., Placidi L., and Rosi G. (2014). *A unifying perspective: the relaxed linear micromorphic continuum*. Continuum Mechanics and Thermodynamics, vol. 26 n° 5, pp 639–681.

- [Norris and Shuvalov, 2011] Norris A.N. and Shuvalov A.L. (2011). *Elastic cloaking theory*. Wave Motion, vol. 48 n° 6, pp 525–538.
- [Perkins and Mote Jr, 1986] Perkins N.C. and Mote Jr C.D. (1986). *Comments on curve veering in eigenvalue problems*. Journal of Sound and Vibration, vol. 106 n° 3, pp 451–463.
- [Phani et al., 2006] Phani A.S., Woodhouse J., and Fleck N.A. (2006). *Wave propagation in two-dimensional periodic lattices*. The Journal of the Acoustical Society of America, vol. 119 n° 4, pp 1995.
- [Portugal and Burstein, 1968] Portugal D. L. and Burstein E. (1968). *Acoustical activity and other first-order spatial dispersion effects in crystals*. Physical Review, vol. 170 n° 3, pp 673.
- [Prall and Lakes, 1997] Prall D. and Lakes R.S. (1997). *Properties of a chiral honeycomb with a poisson's ratio of -1*. International Journal of Mechanical Sciences, vol. 39 n° 3, pp 305–314.
- [Réthoré et al., 2015] Réthoré J., Kaltenbrunner C., Dand T.C.T., Chaudet P., and Kuhn M. (2015). *Gradient-elasticity for honeycomb materials : validation and identification from full-field measurements*. International Journal of Solids and Structures, vol. - n° 72, pp 108–117.
- [Rosi et al., 2014] Rosi G., Nguyen V.-H., and Naili S. (2014). *Reflection of acoustic wave at the interface of a fluid-loaded dipolar gradient elastic half-space*. Mechanics Research Communications, vol. 56, pp 98–103.
- [Rosi et al., 2015] Rosi G., Nguyen V.-H., and Naili S. (2015). *Surface waves at the interface between an inviscid fluid and a dipolar gradient solid*. Wave Motion, vol. 53 n° 0, pp 51–65.
- [Ruzzene et al., 2003] Ruzzene M., Scarpa F., and Soranna F. (2003). *Wave beaming effects in two-dimensional cellular structures*. Smart materials and structures, vol. 12 n° 3, pp 363.
- [Schurig et al., 2006] Schurig D., Mock J.J., Justice B.J., Cummer S.A., Pendry J.B., Starr A.F., and Smith D.R. (2006). *Metamaterial electromagnetic cloak at microwave frequencies*. Science, vol. 314 n° 5801, pp 977–980.
- [Spadoni et al., 2009] Spadoni A., Ruzzene M., Gonella S., and Scarpa F. (2009). *Phononic properties of hexagonal chiral lattices*. Wave Motion, vol. 46 n° 7, pp 435–450.
- [Srinivasan, 1988] Srinivasan T.P. (1988). *A description of acoustical activity using irreducible tensors*. Journal of Physics C: Solid State Physics, vol. 21, pp 4207–4219.
- [Toupin, 1962] Toupin R.A. (1962). *Elastic materials with couple-stresses*. Archive for Rational Mechanics and Analysis, vol. 11 n° 1, pp 385–414.
- [Trinh et al., 2012] Trinh D.K., Jänicke R., Auffray N., Diebels S., and Forest S. (2012). *Evaluation of generalized continuum substitution models for heterogeneous materials*. International Journal for Multiscale Computational Engineering, vol. 10 n° 6.
- [Willis, 1985] Willis J.R. (1985). *The nonlocal influence of density variations in a composite*. International Journal of Solids and Structures, vol. 21 n° 7, pp 805–817.
- [Willis, 1997] Willis J.R. (1997). *Dynamics of composites*. In : Continuum Micromechanics, ed. Suquet P., chapter Dynamics o, pp 265–290. Springer-Verlag, New York.
- [Wolfe, 2005] Wolfe J.P. (2005). *Imaging phonons: acoustic wave propagation in solids*. Cambridge University Press.
- [Zachary and Torquato, 2009] Zachary C.E. and Torquato S. (2009). *Hyperuniformity in point patterns and two-phase random heterogeneous media*. Journal of Statistical Mechanics: Theory and Experiment, vol. 2009 n° 12, pp P12015.