



HAL
open science

First record of *Grandidierella japonica* Stephensen, 1938 (Amphipoda: Aoridae) from mainland Europe

Jérôme Jourde, Pierre-Guy Sauriau, Stéphane Guenneteau, Emmanuel Caillot

► **To cite this version:**

Jérôme Jourde, Pierre-Guy Sauriau, Stéphane Guenneteau, Emmanuel Caillot. First record of *Grandidierella japonica* Stephensen, 1938 (Amphipoda: Aoridae) from mainland Europe. *BioInvasions Records*, 2013, <10.3391/bir.2013.2.1.09>. <hal-01245389>

HAL Id: hal-01245389

<https://hal.science/hal-01245389v1>

Submitted on 4 Jan 2016

HAL is a multi-disciplinary open access archive for the deposit and dissemination of scientific research documents, whether they are published or not. The documents may come from teaching and research institutions in France or abroad, or from public or private research centers.

L'archive ouverte pluridisciplinaire **HAL**, est destinée au dépôt et à la diffusion de documents scientifiques de niveau recherche, publiés ou non, émanant des établissements d'enseignement et de recherche français ou étrangers, des laboratoires publics ou privés.



Distributed under a Creative Commons CC BY 4.0 - Attribution - International License

Short Communication

First record of *Grandidierella japonica* Stephensen, 1938 (Amphipoda: Aoridae) from mainland Europe

Jérôme Jourde^{1, 2}*, Pierre-Guy Sauriau², Stéphane Guenneteau³ and Emmanuel Caillot⁴

1 OBIONE (Observatoire de la Biodiversité Faune Flore des Pertuis Charentais), CNRS, Université de La Rochelle, 2 rue Olympe de Gouges, 17000 La Rochelle, France

2 LIENSs (Littoral Environnement et Sociétés), CNRS, Université de La Rochelle, 2 rue Olympe de Gouges, 17000 La Rochelle, France

3 Réserve Naturelle Nationale de Moëze-Oléron, Grange à NOUREAU, 17780 Saint Froult, France

4 Réserves Naturelles de France (RNF), 6bis rue de la Gouge CS 60100, 21803, Quétigny, France

E-mail: jjourde@univ-lr.fr (JJ), pierre-guy.sauriau@univ-lr.fr (PGS), stephane.guenneteau@lpo.fr (SG), emmanuel.caillot@espaces-naturels.fr (EC)

*Corresponding author

Received: 29 October 2012 / Accepted: 18 December 2012 / Published online: 10 January 2013

Handling editor: Philippe Gouletquer

Abstract

The non-native amphipod *Grandidierella japonica* Stephensen, 1938 is reported for the first time on the Atlantic coast of mainland Europe, specifically from Marennes-Oléron Bay, France. Likely vectors for this introduction include commercial shellfish transplants and ballast waters. A native of Japan, this species had previously only been reported twice outside the Pacific region; in both cases from coastal waters of England. Adults of both sexes, females carrying eggs, and juveniles were collected in Marennes-Oléron Bay, which suggests the species has become established.

Key words: alien species; Japan; shellfish farming activities; ballast water; Marennes-Oléron Bay; France

Introduction

Grandidierella japonica Stephensen, 1938 is an aorid amphipod species (Crustacea: Amphipoda: Aoridae) native to the Japanese archipelago (Chapman and Dorman 1975). Until recently, the species occurred exclusively in the Pacific region. Outside its native area, it was first reported in San Francisco Bay in 1966 (Chapman and Dorman 1975) but is now found in intertidal and subtidal sediments of bays and estuaries of the western coast of North America from Mexico to British Columbia, Canada (Greenstein and Tiefenthaler 1997; Okolodkov et al. 2007). It has also been reported from Hawaii (Coles et al. 1999) and New South Wales, Australia (Myers 1981). Outside the Pacific region, the only known reports of this species are from Southampton (1997) and the Orwell Estuary

(2007), south eastern England (Smith et al. 1999; Ashelby 2006; Noël 2011). The species is not listed in recent checklists available at the national scale for France (Dauvin and Bellan-Santini 2002), at the regional scale of the Southern Bay of Biscay (Bachelet et al. 2003), or anywhere on the coast of mainland Europe (Gouletquer et al. 2002; Wolff 2005; DAISIE 2009; Preisler et al. 2009; Haydar and Wolff 2011). To the best of our knowledge, this study represents the first report of *Grandidierella japonica*, a reproducing population, in coastal waters of mainland Europe.

Methods

As part of a national benthic survey to monitor intertidal macrofauna species available in early autumn to wintering shorebirds (RNF “Littoral Shorebirds and Benthic Macrofauna” observa-

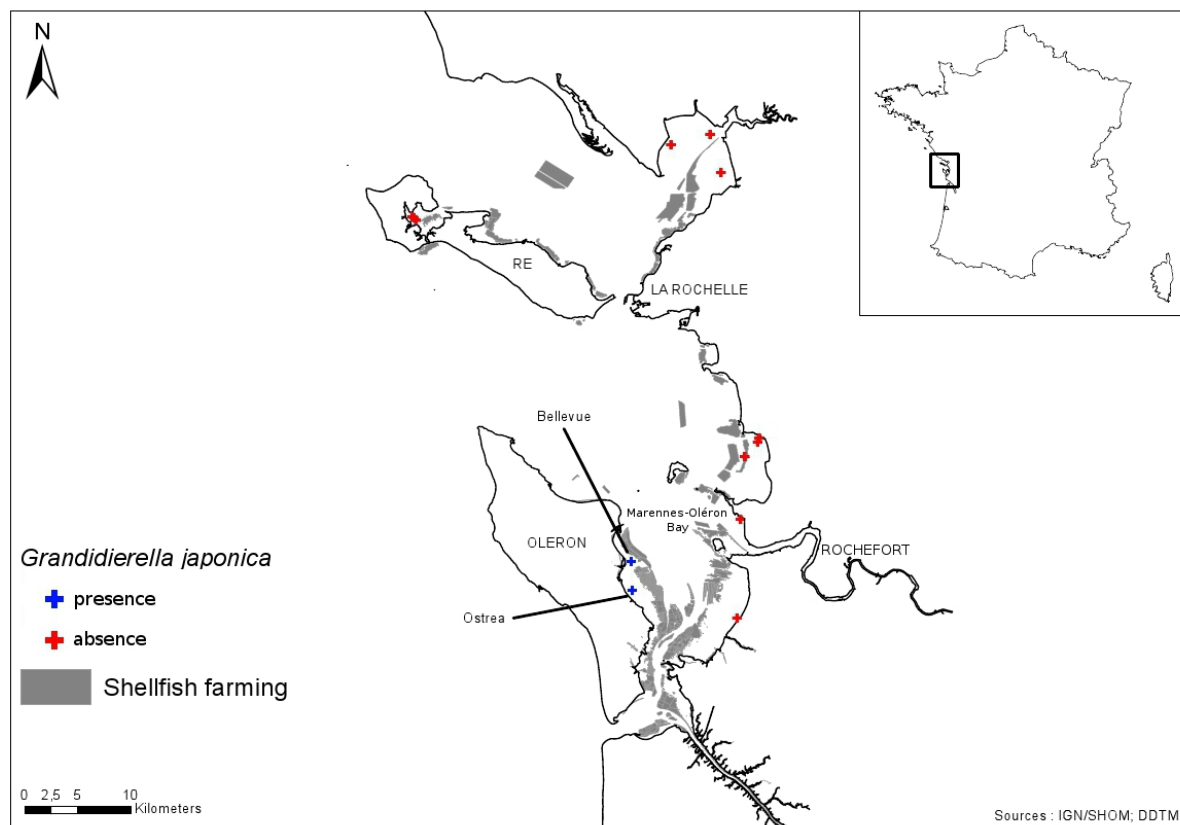


Figure 1. Location of the 13 stations (crosses) sampled in the Pertuis Charentais Sea within the framework of the RNF “Littoral Shorebirds and Benthic Macrofauna” observatory in 2009, 2010 and 2011. Blue crosses show the stations where *Grandidierella japonica* was found (Bellevue and Ostrea). Gray shading indicates the areas of intense bivalve aquaculture.

tory), 13 stations have been sampled within the Pertuis Charentais Sea every autumn since 2009 (Figure 1). Specimens of *Grandidierella japonica* have only been collected from two stations: Bellevue ($45^{\circ}56'20.40''\text{N}$, $01^{\circ}13'04.80''\text{W}$) and Ostrea ($45^{\circ}54'53.60''\text{N}$, $01^{\circ}12'56.60''\text{W}$). Located along the Eastern coast of Oléron Island (Figure 1), these stations lie on sheltered muddy and sandy shores. They are located in the vicinity of large shellfish farming areas where Pacific oysters (*Crassostrea gigas* Thunberg, 1793) are reared in bags on metal trestles (Gouletquer and Héral 1997; Gosling 2004), and blue mussels (*Mytilus edulis* Linnaeus, 1758) are reared on bouchots (Gouletquer and Héral 1997; Prou and Gouletquer 2002; Gosling 2004).

During analysis of samples collected at Bellevue and Ostrea on 8 November 2010, we

found two possible specimens of amphipods of the genus *Grandidierella* Coutière, 1904. Our preliminary identification was based on keys in Ruffo (1982) and Barnard and Karaman (1991). This aorid amphipod genus is, however, close to both the genera *Microdeutopus* Costa, 1853 and *Unciolella* Chevreux, 1911. It differs from the former mainly by the uniramous uropods 3 (Figure 2). It differs from the latter by: 1) the length of the uropod 3 rami, which is more than twice the length of the peduncle (Figure 2); 2) the third article of antenna 1, which is much less than half the length of the first article (Figure 3A); and 3) the carpochele gnathopods 1 of the male (Figure 3A, 4A). However, our identification remained tentative due to the poor condition of the female collected at Bellevue and the sub-adult male collected at Ostrea.




Figure 2. *Grandidierella japonica*, urosome showing uniramous uropods 3 (arrows). Alcohol preserved specimen collected at the Bellevue station on 20 August 2012. Photo by Jérôme Jourde.



Figure 3. *Grandidierella japonica*, male (A) and brooding female (B). Arrows show articles 1 and 3 of the male antenna 1. Alcohol preserved specimens collected at the Bellevue station on 20 August 2012. Note: the eggs were greenish in colour before alcohol preservation. Photo by Jérôme Jourde.




Figure 4. *Grandidierella japonica*, male gnathopod 1 left, inner surface (A), detail of anterior margin of the gnathopod 1 carpus, arrows show the transverse ridges (B), three teeth (arrows) on carpus distal part (C). Alcohol preserved specimen collected at the Bellevue station on 20 August 2012. Photo by Jérôme Jourde.

Four additional specimens (females) were found in samples collected at the Bellevue station on 30 November 2011. Although the specimens were in good condition, identifying female aroid amphipods to species is difficult; mature males are generally required. To confirm the species identity, additional qualitative benthic samples were made at the Bellevue station on 20 August 2012.

Results

From samples collected at the Bellevue station on 20 August 2012, we obtained 70 specimens in good condition: 21 mature males (Figure 3A); 31 females including 8 brooding females (Figure 3B); and 18 undifferentiated juveniles.

Diagnosis: The mature males had transverse ridges on the carpus anterior margin of the gnathopods 1 (figure 4B). In the genus *Grandidierella*, only five species have such ridges: namely *G. japonica*, *G. perlata* Schellenberg, 1938, *G. taihuensis* Morino and Dai, 1990, *G. vietnamica* Dang, 1968 (Ariyama 1996) and *G. chaohuensis* Hou and Li, 2002 (Hou and Li 2002). However, the specimens can be identified as *G. japonica*, because only *G. japonica* has three teeth on the carpus of the male gnathopod 1 (Figure 4C). In addition, morphological characters of the specimens agree well with the descriptions and figures of *G. japonica* provided by Stephensen (1938), Chapman and Dorman (1975), Hirayama (1984) and Ariyama (1996).

Discussion

In the case of *Grandidierella japonica* introduction into Californian waters, the most likely hypothesis is commercial transplant of *Crassostrea gigas* spat from Japan (Chapman and Dorman 1975). The same vector may apply here because the Marennes-Oléron Bay is the most important area for shellfish farming along the French coast (Gouilletquer and Héral 1997). Oyster culture in this sheltered bay has been characterized by a series of flourishing and declining periods of activity, particularly over the last century when a complete collapse of the Portuguese oyster *Crassostrea angulata* industry occurred [*C. angulata* (Lamarck, 1819) is now considered as a junior synonym of *C. gigas* (WoRMS 2012)]. Large quantities of *C. gigas* were imported from British Columbia and Japan during the late 1960s and 1970s to counter both the disappearance of *C. angulata* populations and the decline in native flat oyster stocks (*Ostrea edulis* Linnaeus, 1758) due to disease and parasite outbreaks (Grizel and Héral 1991; Gouilletquer and Héral 1997). It is now well established that the movement of *C. gigas* between countries has led to establishment of numerous alien species into Northern Europe (Gouilletquer et al. 2002; Wolff and Reise 2002). Indeed, the oyster industry appears to be the main vector of introduction for more than 25% of the 104 alien species recorded along the French Atlantic coast (Gouilletquer et al. (2002). However, other vectors of introduction such as ballast waters and ship fouling cannot be excluded because *G. japonica* has become established in vicinity of major ports involved in international cargo transport (Coles et al. 1999; Smith et al. 1999; Ashelby 2006). In the context of this study, there are two major seaports handling international cargo nearby: Port Atlantique La Rochelle, which is located North of Marennes-Oléron Bay; and the Port of Rochefort located 25 km upstream of the Charente estuary mouth (Figure 1). A 1993–1995 study analysing ships' traffic and ballast water estimated total annual ballast for both ports to be 1.2 million metric tons (Masson 2003).

The timing of introduction of *G. japonica* into Marennes-Oléron Bay is difficult to establish. For three decades, there have been no official commercial transplants of *C. gigas* because oyster imports from the Pacific ended by 1982 due to parasite infestation (Grizel and Héral 1991; Wolff and Reise 2002). The species may

have been present but not identified because the genus *Grandidierella* can be easily confused with other aorid genera, especially *Microdeutopus*. Moreover, neither the species nor the genus was described in the taxonomic works most commonly used for amphipod identification in French Atlantic waters (Chevreux and Fage 1925; Lincoln 1979). As already noted by Ashelby (2006), this may have led to the species being overlooked during the last decades. Even so, introduction of *G. japonica* into Marennes-Oléron Bay prior to the 1980s would seem unlikely because there were large scale benthic surveys of both intertidal and subtidal areas within Marennes-Oléron Bay during the 1980s and 1990s with no records of the genus (Montaudouin and Sauriau 2000). An alternative hypothesis is that this is a recent introduction similar to that in English waters (Smith et al. 1999; Ashelby 2006).

The current extent of the geographic range of *G. japonica* along the French Atlantic coast is unknown. For now, this appears to be an isolated occurrence because there is no evidence of its presence anywhere else in the Pertuis Charentais area or anywhere on coast of mainland Europe. As the presence of brooding females suggests a self-sustaining population exists in Marennes-Oléron Bay and, given the difficulty in identifying the species, it may well be present elsewhere in European waters. Now that a reproducing population of the species has been confirmed, special attention during all benthic monitoring programs would seem to be warranted to better define the species' geographic range in European waters. This would also allow an evaluation of species' invasiveness potential in European waters and permit measurement of significant effects on native fauna.

Acknowledgements

The authors are grateful to the League for Protection of Birds staff (LPO), especially S. Travichon, for funding this research through FEDER. The LPO staff performed the RNF sampling program. L. Jomat's help was particularly appreciated during the 2012 sampling session. Thanks are due to C. Curti for preparing the map and T. Worsfold for supplying some papers (Smith et al. 1999 and Ashelby 2006). JJ was financially supported by the Région Poitou-Charentes through CPER funding, the Université de La Rochelle and CNRS. This study complied with the Moëze-Oléron nature reserve regulations and was supervised by Ph. Delaporte. Authors gratefully thank the three anonymous reviewers and Dr J.M. Hanson (Ed.) for their valuable comments that helped improve this short communication.

References

- Ariyama H (1996) Four species of the genus *Grandidierella* (Crustacea: Amphipoda: Aoridae) from Osaka Bay and the northern part of the Kii Channel, central Japan. *Publications of the Seto Marine Biological Laboratory* 37: 167–191
- Ashelby C (2006) Record of the introduced amphipod *Grandidierella japonica* Stephensen 1938 (Crustacea: Amphipoda: Gammaridea: Aoridae) from the Orwell estuary, Suffolk. *Transactions of the Suffolk Natural History* 42: 48–54
- Bachelet G, Dauvin JC, Sorbe JC (2003) An updated checklist of marine and brackish water Amphipoda (Crustacea: Peracarida) of the southern Bay of Biscay (NE Atlantic). *Cahiers de Biologie Marine* 44: 121–151
- Barnard JL, Karaman GS (1991) The families and genera of marine gammaridean Amphipoda (except marine gammaroids). *Records of the Australian Museum, Supplement* 13 (Part 1 and 2): 1–866
- Chapman JW, Dorman JA (1975) Diagnosis, systematics, and notes on *Grandidierella japonica* (Amphipoda: Gammaridea) and its introduction to the Pacific coast of the United States. *Bulletin of the Southern California Academy of Sciences* 74: 104–108
- Chevreaux E, Fage L (1925) Amphipodes. Volume 9. Office Central de Faunistique, Librairie de la Faculté des Sciences, Paris, 488 pp
- Coles SL, DeFelice RC, Eldredge LG, Carlton JT (1999) Historical and recent introductions of non-indigenous marine species into Pearl Harbor, Oahu, Hawaiian Islands. *Marine Biology* 135: 147–158, <http://dx.doi.org/10.1007/s002270050612>
- DAISIE (Delivering Alien Invasive Species Inventories for Europe) (2009 onwards) Handbook of alien species in Europe, Springer, Dordrecht. <http://www.europe-aliens.org> (Accessed 1st October 2012)
- Dauvin JC, Bellan-Santini D (2002) Les Crustacés Amphipodes des côtes françaises métropolitaines: bilan des connaissances. *Crustaceana* 75: 299–340, <http://dx.doi.org/10.1163/156854002760095408>
- Gosling E (2004) Bivalve molluscs. Biology, ecology and culture. Blackwell Publishing Ltd., Oxford, 443 pp
- Gouletquer P, Héral M (1997) Marine molluscan production trends in France: from fisheries to aquaculture. In: MacKenzie CL, Burrell VG, Rosenfield AWH (eds), The history, present condition, and future of the Molluscan fisheries of North America and Europe. NOAA Technical Report NMFS 129, Department of Commerce, Seattle, Washington, pp 137–164
- Gouletquer P, Bachelet G, Sauriau PG, Noël P (2002) Open Atlantic coast of Europe - A century of introduced species into French waters. In: Leppäkoski E, Gollash S, Olenin S (eds) Invasive aquatic species of Europe. Distribution, impacts and management. Kluwer Academic Publishers, Dordrecht, The Netherlands, pp 276–290
- Greenstein DJ, Tiefenthaler LL (1997) Reproduction and population dynamics of a population of *Grandidierella japonica* (Stephensen) (Crustacea: Amphipoda) in upper Newport Bay, California. *Bulletin of the Southern California Academy of Sciences* 96: 34–42
- Grizel H, Héral M (1991) Introduction into France of the Japanese oyster (*Crassostrea gigas*). *Journal du Conseil International pour l'Exploration de la Mer* 47: 399–403
- Haydar D, Wolff WJ (2011) Predicting invasion patterns in coastal ecosystems: relationship between vector strength and vector tempo. *Marine Ecology Progress Series* 431: 1–10, <http://dx.doi.org/10.3354/meps09170>
- Hirayama A (1984) Taxonomic studies on the shallow water gammaridean Amphipoda of west Kyushu, Japan. II. Corophiidae. *Publications of the Seto Marine Biological Laboratory* 29: 1–92
- Hou ZE, Li SQ (2002) A new species of the genus *Grandidierella* from Lake Chaohu, China. *Acta Zootaxonomica Sinica* 27: 225–234
- Lincoln RJ (1979) British marine amphipoda: Gammaridea. British Museum (Natural History), London, 658 pp
- Masson D (2003) Les eaux de ballast des navires, sources d'introduction d'organismes nuisibles. *La Revue Maritime* 464: 224–229
- Montaudouin X (de), Sauriau P-G (2000) Contribution to a synopsis of marine richness in the Pertuis Charentais Sea with new insights in soft-bottom macrofauna of the Marennes-Oleron Bay. *Cahiers de Biologie Marine* 41: 181–222
- Myers AA (1981) Taxonomic studies on the genus *Grandidierella* Coutière (Crustacea, Amphipoda). III. Fijian, Australian and Saudi Arabian species. *Bulletin du Museum National d'Histoire Naturelle, Paris, 4e série, 3, section A:1*, pp 213–226
- Noël P (2011) Checklist of cryptogenic and alien crustacea of the European Atlantic coast. In: Galil BS, Clark PF, Carlton JT (eds), In the wrong place - Alien marine crustaceans: distribution, biology and impacts. Springer, Berlin, pp 345–375, http://dx.doi.org/10.1007/978-94-007-0591-3_12
- Okolodkov YB, Bastida-Zavala R, Ibáñez AL, Chapman JW, Suárez-Morales E, Pedroche F, Gutiérrez-Mendieta FJ (2007) Especies acuáticas no indígenas en México. *Ciencia y Mar* 11: 29–67
- Preisler RK, Wasson K, Wolff WJ, Tyrrell MC (2009) Invasions of Estuaries vs the Adjacent Open Coast: A Global Perspective. In: Rilov G, Crooks JA (eds), Biological Invasions in Marine Ecosystems. Springer, Berlin, pp 587–617, http://dx.doi.org/10.1007/978-3-540-79236-9_33
- Prou J, Gouletquer P (2002) The French mussel industry: present status and perspectives. *Bulletin of the Aquaculture Association of Canada* 102-103: 17–23
- Ruffo S (Ed) (1982) The Amphipoda of the Mediterranean (Part 1) Gammaridea (Acanthonotozomatidae to Gammaridae). Musée Océanographique de Monaco, Monaco, 364 pp
- Smith P, Perrett J, Garwood P, Moore G (1999) Two additions to the UK marine fauna: *Desdemona ornata* Banse, 1957 (Polychaeta, Sabellidae) and *Grandidierella japonica* Stephensen, 1938 (Amphipoda, Gammaridea). *Newsletter of the Porcupine Marine Natural History Society* 2: 8–11
- Stephensen K (1938) *Grandidierella japonica* n. sp., a new amphipod with stridulating (?) organs from brackish water in Japan. *Annotationes Zoologicae Japonenses* 17: 179–184
- Wolff WJ (2005) Non-indigenous marine and estuarine species in The Netherlands. *Zoologische Mededelingen* 79(1): 3–116
- Wolff WJ, Reise K (2002) Oyster imports as a vector for the introduction of alien species into northern and western European coastal waters. In: Leppäkoski E, Gollash S, Olenin S (eds), Invasive aquatic species of Europe Distribution, impacts and management. Kluwer Academic Publishers, Dordrecht, The Netherlands, pp 193–205
- WoRMS (2012) *Crassostrea angulata* (Lamarck, 1819). World Register of Marine Species at <http://www.marinespecies.org/aphia.php?p=taxdetails&id=146900> (Accessed on 1st October 2012)