



HAL
open science

The electric vehicle routing problem with partial charging and nonlinear charging function

Alejandro Montoya, Christelle Guéret, Jorge Mendoza, Juan Villegas

► To cite this version:

Alejandro Montoya, Christelle Guéret, Jorge Mendoza, Juan Villegas. The electric vehicle routing problem with partial charging and nonlinear charging function. [Research Report] 2, LARIS. 2015, pp.11. hal-01245232v1

HAL Id: hal-01245232

<https://hal.science/hal-01245232v1>

Submitted on 16 Dec 2015 (v1), last revised 17 Dec 2015 (v2)

HAL is a multi-disciplinary open access archive for the deposit and dissemination of scientific research documents, whether they are published or not. The documents may come from teaching and research institutions in France or abroad, or from public or private research centers.

L'archive ouverte pluridisciplinaire **HAL**, est destinée au dépôt et à la diffusion de documents scientifiques de niveau recherche, publiés ou non, émanant des établissements d'enseignement et de recherche français ou étrangers, des laboratoires publics ou privés.



**Laboratoire Angevin de Recherche en
Ingénierie des Systèmes
LARIS -EA 7315 -Université d'Angers**

The electric vehicle routing problem with partial charging and nonlinear charging function

par

«Alejandro Montoya, Christelle Guéret, Jorge E.
Mendoza, and Juan G. Villegas»

The electric vehicle routing problem with partial charging and nonlinear charging function

Alejandro Montoya^{1,2} Christelle Guéret² Jorge E. Mendoza^{3*}
Juan G. Villegas⁴

¹ Departamento de Ingeniería de Producción, Universidad EAFIT, Carrera 49 No. 7 Sur - 50, Medellín, Colombia

² Université d'Angers, LARIS (EA 7315), 62 avenue Notre Dame du Lac, 49000 Angers, France

³ Université François-Rabelais de Tours, CNRS, LI (EA 6300), OC (ERL CNRS 6305), 64 avenue Jean Portalis, 37200 Tours, France

⁴ Departamento de Ingeniería Industrial, Facultad de Ingeniería, Universidad de Antioquia, Calle 70 No. 52-21, Medellín, Colombia

Abstract

Electric vehicle routing problems (eVRPs) extend classical routing problems to consider the limited driving range of electric vehicles. In general, this limitation is overcome by introducing planned detours to battery charging stations. Most existing eVRP models rely on one (or both) of the following assumptions: (i) the vehicles fully charge their batteries every time they reach a charging station, and (ii) the battery charge level is a linear function of the charging time. In practical situations, however, the amount of charge is a decision variable, and the battery charge level is a concave function of the charging time. In this paper we extend current eVRP models to consider partial charging and nonlinear charging functions. We present a computational study comparing our assumptions with those commonly made in the literature. Our results suggest that neglecting partial and nonlinear charging may lead to infeasible or overly expensive solutions.

Keywords: Vehicle routing problem, Electric vehicles, Partial charging, Nonlinear charging function

1 Introduction

Electric vehicles are one of the most promising technologies for reducing petroleum dependency and greenhouse gas emissions. The use of electric vehicles in freight and passenger transportation introduces a new family of vehicle routing problems (VRPs), the so-called electric VRPs (eVRPs) [11]. As their name suggests, eVRPs extend classical VRPs to account for the technical features of electric vehicles. Two of these features are the short driving range and the relatively long battery charging time.

Because of the short driving range, eVRP solutions frequently include routes with planned detours to charging stations (CSs) where the vehicles recharge. To model the battery charging process eVRP models make assumptions about the *charging policy* and the *charging function approximation*. The former defines how much of the battery capacity can be (or must be) restored when a vehicle visits a CS, and the latter models the relationship between battery

*Corresponding Author

charging time and charging level. From the point of view of charging policies, the existing eVRP literature can be classified into two groups: studies assuming *full* and *partial* charging policies. As the name suggests, in full charging policies, the battery capacity is fully restored every time a vehicle reaches a CS. Some studies in this group assume that there is no charging function but rather a constant charging time [3, 5, 10]. This is a plausible assumption in applications where the CSs do not actually charge the batteries but rather replace a (partially) depleted battery with a fully charged one. On the other hand, [4, 7, 8, 14, 15] consider full charging policies with a linear charging function approximation (i.e., the battery charge level is assumed to be a linear function of the charging time). In their models, the time spent at each CS depends on the charge level when the vehicle arrives and on the (constant) charging rate of the CS. In partial charging policies, the amount of charge (and thus the time spent at each charging point) is a decision variable. To the best of our knowledge, all existing eVRP models with partial charging policies consider linear charging function approximations [2, 4, 6, 13].

In practice, using linear approximations to model the charging function may not be realistic: it is well documented that the charging level is a concave function of the charging time [1, 9, 12]. To the best of our knowledge, only [17] deals with nonlinear charging functions in electric vehicle routing-related problems. In that paper the author solves a shortest path problem with battery capacity constraints, and some of the nodes in the graph represent CSs with piecewise-linear charging functions.

In this paper, we extend existing eVRP models to consider partial charging and nonlinear charging functions. Our main goal is to compare these more realistic assumptions to those commonly used in the literature. We first define what we call the vehicle routing problem with partial charging and nonlinear charging functions (eVRP-PNL). Then, we propose a mixed-integer linear programming (MILP) formulation that, with a few modifications, can be adapted to other charging policies and charging function approximations. We use our MILP and a commercial solver to study the impact of different charging assumptions on the quality and feasibility of eVRP solutions. Our results suggest that disallowing partial charging and neglecting the nonlinear nature of the charging functions leads to solutions that may be infeasible or overly expensive.

2 Vehicle routing problem with partial charging and nonlinear charging function

2.1 Problem description

Let I be the set of nodes representing the customers, F be the set of CSs, and 0 be a node representing the depot. Each customer $i \in I$ has a service time p_i . The eVRP-PNL is defined on an undirected and complete graph $G = (V, E)$, where $V = \{0\} \cup I \cup F'$ and F' contains the set F and β copies of each CS (i.e., $|F'| = |F| \times (1 + \beta)$). The value of $1 + \beta$ corresponds to the number of times that each CS can be visited. Let $E = \{(i, j) : i, j \in V, i \neq j\}$ be the set of edges connecting vertices of V . Each edge (i, j) has two associated nonnegative values: a travel time t_{ij} and a distance d_{ij} . The customers are served using an unlimited fleet of electric vehicles with a consumption rate cr (expressed in kWh/km). All the vehicles have a battery with capacity Q (expressed in kWh) and a maximum tour duration limit T_{max} . It is assumed that the vehicles leave the depot with a fully charged battery, and that all the CSs can handle an unlimited number of vehicles simultaneously.

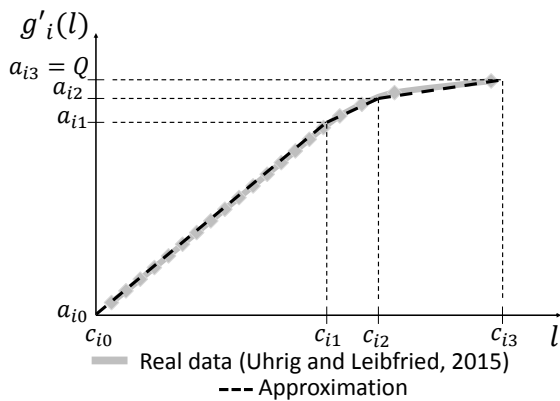
In the eVRP-PNL the objective is to find a set of routes of minimum total time, defined as the sum of the travel times and the charging times, satisfying the following conditions: each customer is visited exactly once; the level of the battery when the vehicle arrives at any vertex

is nonnegative; each route satisfies the maximum-duration limit; and each route starts and ends at the depot.

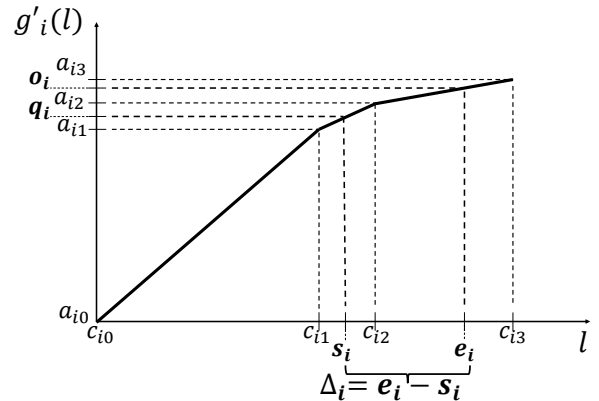
2.2 Modeling of battery charging functions

Each CS $i \in F'$ has a charging mode (e.g., slow, moderate, fast), which is associated with a charging function $g_i(q_i, \Delta_i)$. This function maps the charge level when the vehicle arrives at i (q_i), and the time spent charging at i (Δ_i) to the charge level when the vehicle leaves i . To avoid handling a two-dimensional function, we use the transformation proposed in [17]. Let $\hat{g}_i(l)$ be the charging function when $q_i = 0$ and the battery is charged for l time units; $g_i(q_i, \Delta_i)$ is estimated as $\hat{g}_i(\Delta_i + \hat{g}_i^{-1}(q_i))$. Note that $\Delta_i = \hat{g}_i^{-1}(o_i) - \hat{g}_i^{-1}(q_i)$, where o_i is the charge level when the vehicle departs from i .

The function $\hat{g}_i(l)$ is concave [1, 9, 12] with an asymptote at Q . Similarly to Zundorf in [17], we argue that $\hat{g}_i(l)$ can be accurately approximated using piecewise linear functions. We support our claim using the data provided by Uhrig and Leibfried in [16]. These authors conducted experiments to estimate the charging time for different charge levels with two types of electric vehicles and three types of CSs. We fit piecewise linear functions to their data and obtain approximations with an average relative absolute error of 0.90%, 1.24%, and 1.90% for CSs of 11, 22, and 44 kW, respectively. Figure 1(a) shows the piecewise linear approximation for a CS i of 22 kW charging a vehicle equipped with a battery of 16 kWh. In the plot, c_{ik} and a_{ik} represent the charging time and the charge level for the breakpoint $k \in B$ of the CS $i \in F'$, where $B = \{0, \dots, b\}$ is the set of breakpoints of the piecewise linear approximation.



(a) Real data vs. piecewise linear approximation for a CS with 22 kW charging a battery of 16 kWh.



(b) Battery charge levels and charging times $i \in F'$

Figure 1: Piecewise linear approximation for the charging function.

2.3 Mixed-integer linear program

We formulate the eVRP-PNL as an MILP with the following decision variables: variable x_{ij} is equal to 1 if a vehicle travels from vertex i to j , and 0 otherwise. Variables τ_j and y_j track the time and charge level when the vehicle departs from vertex $j \in V$. Variables q_i and o_i specify the charge levels when a vehicle arrives at and departs from CS $i \in F'$, and s_i and e_i are the associated charging times (see Figure 1(b)). Variable $\Delta_i = e_i - s_i$ represents the time spent at CS $i \in F'$. Variables z_{ik} and w_{ik} are equal to 1 if the charge level is between $a_{i,k-1}$ and a_{ik} , with $k \in B \setminus \{0\}$, when the vehicle arrives at and departs from CS $i \in F'$ respectively. Finally, variables α_{ik} and λ_{ik} are the coefficients of the breakpoint $k \in B$ in the piecewise linear

approximation, when the vehicle arrives at and departs from CS $i \in F'$ respectively. The MILP follows:

$$\min \sum_{i,j \in V} t_{ij} x_{ij} + \sum_{i \in F'} \Delta_i \quad (1)$$

subject to

$$\sum_{j \in V, i \neq j} x_{ij} = 1, \quad \forall i \in I \quad (2)$$

$$\sum_{j \in V, i \neq j} x_{ij} \leq 1, \quad \forall i \in F' \quad (3)$$

$$\sum_{j \in V, i \neq j} x_{ji} - \sum_{j \in V, i \neq j} x_{ij} = 0, \quad \forall i \in V \quad (4)$$

$$d_{ij} x_{ij} c r - (1 - x_{ij}) Q \leq y_i - y_j \leq d_{ij} x_{ij} c r + (1 - x_{ij}) Q, \quad \forall i \in V, \forall j \in I \quad (5)$$

$$d_{ij} x_{ij} c r - (1 - x_{ij}) Q \leq y_i - q_j \leq d_{ij} x_{ij} c r + (1 - x_{ij}) Q, \quad \forall i \in V, \forall j \in F' \quad (6)$$

$$y_i \geq d_{i0} x_{i0} c r, \quad \forall i \in V \quad (7)$$

$$y_i = o_i, \quad \forall i \in F' \quad (8)$$

$$y_0 = Q \quad (9)$$

$$q_i \leq o_i, \quad \forall i \in F' \quad (10)$$

$$q_i = \sum_{k \in B} \alpha_{ik} a_{ik}, \quad \forall i \in F' \quad (11)$$

$$s_i = \sum_{k \in B} \alpha_{ik} c_{ik}, \quad \forall i \in F' \quad (12)$$

$$\sum_{k \in B} \alpha_{ik} = \sum_{k \in B} z_{ik}, \quad \forall i \in F' \quad (13)$$

$$\sum_{k \in B} z_{ik} = \sum_{j \in V} x_{ij}, \quad \forall i \in F' \quad (14)$$

$$\alpha_{ik} \leq z_{ik} + z_{i,k+1}, \quad \forall i \in F', \forall k \in B \setminus \{b\} \quad (15)$$

$$\alpha_{ib} \leq z_{ib}, \quad \forall i \in F' \quad (16)$$

$$o_i = \sum_{k \in B} \lambda_{ik} a_{ik}, \quad \forall i \in F' \quad (17)$$

$$e_i = \sum_{k \in B} \lambda_{ik} c_{ik}, \quad \forall i \in F' \quad (18)$$

$$\sum_{k \in B} \lambda_{ik} = \sum_{k \in B} w_{ik}, \quad \forall i \in F' \quad (19)$$

$$\sum_{k \in B} w_{ik} = \sum_{j \in V} x_{ij}, \quad \forall i \in F' \quad (20)$$

$$\lambda_{ik} \leq w_{ik} + w_{i,k+1}, \quad \forall i \in F', \forall k \in B \setminus \{b\} \quad (21)$$

$$\lambda_{ib} \leq w_{ib}, \quad \forall i \in F' \quad (22)$$

$$\Delta_i = e_i - s_i, \quad \forall i \in F' \quad (23)$$

$$\tau_i + (t_{ij} + p_j) x_{ij} - T_{max} (1 - x_{ij}) \leq \tau_j, \quad \forall i \in V, \forall j \in I \quad (24)$$

$$\tau_i + \Delta_j + t_{ij} x_{ij} - (S_{max} + T_{max}) (1 - x_{ij}) \leq \tau_j, \quad \forall i \in V, \forall j \in F' \quad (25)$$

$$\tau_j + t_{j0} \leq T_{max}, \quad \forall j \in V \quad (26)$$

$$\tau_0 \leq T_{max} \quad (27)$$

$$x_{ij} \in \{0, 1\}, \quad \forall i, j \in V \quad (28)$$

$$\tau_i \geq 0, y_i \geq 0 \quad \forall i \in V \quad (29)$$

$$z_{ik} \in \{0, 1\}, w_{ik} \in \{0, 1\}, \alpha_{ik} \geq 0, \lambda_{ik} \geq 0, \quad \forall i \in F', \forall k \in B \quad (30)$$

$$q_i \geq 0, o_i \geq 0, s_i \geq 0, e_i \geq 0, \Delta_i \geq 0, \quad \forall i \in F' \quad (31)$$

The objective function (1) seeks to minimize the total time (travel times plus charging times). Constraints (2) ensure that each customer is visited once. Constraints (3) ensure that each CS is visited at most once. Constraints (4) impose the flow conservation. Constraints (5) and (6) track the battery charge level at each vertex. Constraints (7) ensure that, if the vehicle travels between a vertex and the depot, it has sufficient energy to reach its destination. Constraints (8) reset the battery tracking to o_i upon departure from CS $i \in F'$. Constraint (9) ensures that the battery charge level is Q at the depot. Constraints (10) couple the charge levels when a vehicle arrives at and departs from any CS. Constraints (11–16) define the charge level (and its corresponding charging time) when a vehicle arrives at CS $i \in F'$ (based on the piecewise linear approximation of the charging function). Similarly, constraints (17–22) define the charge level (and its corresponding charging time) when a vehicle departs from CS $i \in F'$. Constraints (23) define the time spent at any CS. Constraints (24) and (25) track the departure time at each vertex, where $S_{max} = \max_{i \in F'} \{c_{ib}\}$. Constraints (26) and (27) ensure that the vehicles return to the depot no later than T_{max} . Finally, constraints (28–31) define the domain of the decision variables.

2.4 Valid inequalities

To help avoid the symmetry generated by the copies of the CSs, we added to our model the following set of valid inequalities:

$$x_{ij} = 0, \quad \forall i, j \in F' : m_{ij} = 1 \quad (32)$$

$$\tau_j \leq \tau_i, \quad \forall i, j \in F' : m_{ij} = 1, j \leq i \quad (33)$$

$$\tau_j \leq T_{max} \sum_{i \in V} x_{ij}, \quad \forall j \in F' \quad (34)$$

$$\sum_{i \in V} x_{ih} \leq \sum_{j \in V} x_{jf}, \quad \forall h, f \in F' : m_{hf} = 1, h \leq f \quad (35)$$

where m_{ij} is a parameter equal to 1 if i and $j \in F'$ represent the same CS.

3 Computational study: Comparison of different charging assumptions

To assess the value of considering partial charging and nonlinear charging function approximations in eVRPs, we conducted an experiment to compare our battery charging assumptions with assumptions commonly used in the literature. For the sake of completeness we briefly explain here the charging assumptions considered in our study and how our MILP or input data can be adapted to work with those assumptions.

Partial charge and piecewise linear approximation (PR-PL) : These are the assumptions proposed in this paper (Figure 2(a)).

Full charge and piecewise linear approximations (FR-PL) : As mentioned earlier, the full charge policy is widely used in the literature [3, 5, 7, 8, 10, 14, 15]. We combined this policy with our piecewise linear approximation. To adapt our MILP to the full charge policy, we replace constraints (17) and (18) by

$$o_i = \sum_{k \in B} \lambda_{ik} a_{ib}, \forall i \in F \quad (36)$$

$$e_i = \sum_{k \in B} \lambda_{ik} c_{ib}, \forall i \in F' \quad (37)$$

Partial charge using the first segment (PR-FS) : According to Pelletier et al. [12], the actual battery charging function has two segments: a linear segment from 0 to (around) $0.8Q$, and a nonlinear segment from (around) $0.8Q$ to Q . To avoid dealing with the nonlinear segment, Bruglieri et al. [1] use a linear approximation that considers only the first segment (Figure 2(b)). To run our MILP with this assumption, we modify the input data to include only the first segment.

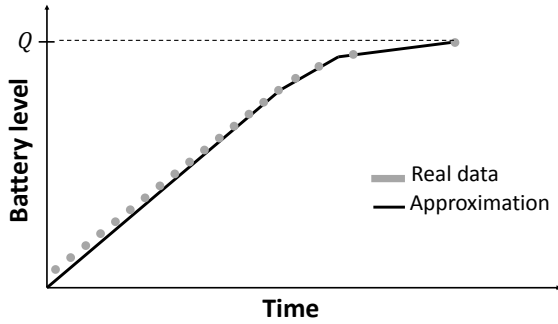
Partial charge and linear approximations (PR-L) : Although several authors assume a linear approximation [2, 4, 6, 13], they do not explain how the approximation is estimated. We implemented two linear approximations. For the first (PR-L1) we assume that the charging rate of the function corresponds to the slope of the first segment of the piecewise linear approximation (see Figure 2(c)). This approximation is optimistic, because it assumes that batteries charge up to Q faster than they do in reality. For the second approximation (PR-L2) we assume that the charging rate is the slope of the line connecting the first and last observations (see Figure 2(d)). This approximation tends to be pessimistic, because over a large portion of the curve, the charging rate is slower than in reality. To run our MILP with PR-L1 and PR-L2, we modify the input data so that in the piecewise linear approximation there is a single segment with the corresponding charging rate.

We implemented our MILP (and its variant) in Gurobi 5.6. We ran the experiments on a set of 20 randomly generated instances of the eVRP-PNL. Because of the complexity of the problem, we restricted our instances to 10 customers and 2 or 3 CSs. We believe, however, that our conclusions hold for any instance size. We consider three types of CSs with different charging rates: slow (11 kW), moderate (22 kW), and fast (44 kW). For each CS type we build the charging function approximation by fitting a piecewise linear function to the Uhrig and Leibfried data [16]. To allow comparison with our results, our instances are publicly available at www.vrp-rep.org.¹

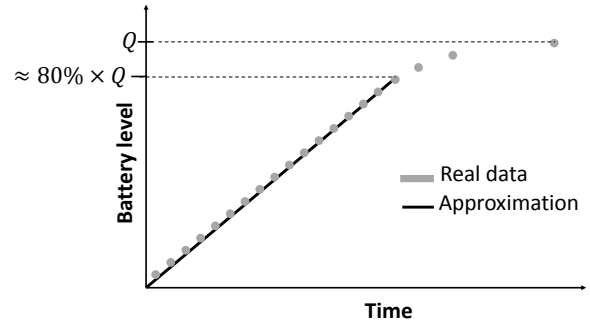
As mentioned in Section 2, our MILP uses β copies of the CSs to model multiple visits to the same CS. Although several authors have followed this strategy [3, 5, 7, 8, 13, 14], they do not explain how the value of β is set. It is worth noting that β plays an important role in the definition of the solution space, and therefore it restricts the optimal solution of the model. For instance, an optimal solution found with $\beta = 3$ may not be optimal for $\beta = 4$. In practice, there is no restriction on the number of times that a CS can be visited, but large values of β result in models that are computationally intractable. To overcome this difficulty, we designed an iterative procedure in which our MILP is solved for increasing values of β . Starting with $\beta = 0$, at each iteration, our procedure (i) tries to solve the MILP to optimality with a time limit of 100 h, and (ii) sets $\beta = \beta + 1$. The procedure stops when the time limit is reached or an iteration ends with a solution s_β satisfying $f(s_\beta) = f(s_{\beta-1}^*)$, where $f(\cdot)$ denotes the objective function and $*$ an optimal solution.

Table 1 presents the results. For each charging assumption, we give the objective function value (of), the percentage gap between of and the PR-PL solution (G), the number of routes in the solution (r), and the value of β . Since in practice the charging time is controlled by

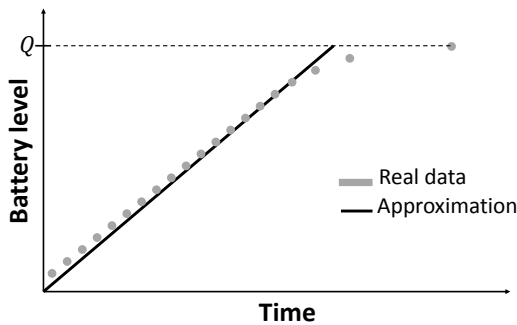
¹The instances will be released after the completion of the reviewing process.



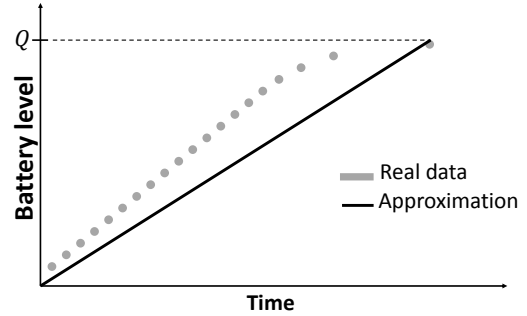
(a) Piecewise linear approximation (PR-PL and FR-PL)



(b) First segment approximation (PR-FS)



(c) Linear approximation 1 (PR-L1)



(d) Linear approximation 2 (PR-L2)

Figure 2: Assumptions for charging function.

the nonlinear charging function, the charging decisions of the PR-L solutions are evaluated a posteriori using the piecewise linear approximation. The last rows of Table 1 summarize the results. We present, for each assumption, the average and maximum percentage gap, the number of solutions employing more vehicles than in the PR-PL solution, and the number of infeasible solutions.

The results show that solutions based on the full charging policy perform poorly in terms of both objective function (+20.11% on average) and number of routes (8 solutions use a larger fleet) with respect to those based on the partial charging policy. This is because the vehicles spend more time than necessary at the CSs. The main motivation for a full charging policy is to avoid complex charging-quantity decisions. However, according to our results, the gain in simplicity does not offset the loss of solution quality.

The main implication of the PR-FS assumption is that vehicles can charge their batteries up to only around 80% of the actual capacity. Artificially constraining the capacity may force vehicles to detour to CSs more often than necessary when traveling to distant customers. Because the maximum route duration is limited, the time spent detouring and recharging the battery reduces the number of customers that can be visited. Consequently, more routes may be needed to service the same number of customers. Our results confirm this intuition: in 3 of the 20 instances the PR-FS assumption increases the number of routes. Furthermore, in practice some distant customers may not be included in routes unless the vehicles can fully use their battery capacity. In our experiments, 9 instances become infeasible under PR-FS. In conclusion, although PR-FS simplifies the problem (avoiding the nonlinear segment of the charging function) it may lead to solutions that are infeasible or overly expensive.

As mentioned before, PR-L1 assumes that batteries charge faster than they do in reality (Figure 2(c)). As a consequence, routes based on PR-L1 may in practice need more time to reach the planned charge levels. The extra time may make a route infeasible if there is little

slack in the duration constraint. Indeed, a post-hoc evaluation shows that for 14 instances, the PR-L1 solutions are infeasible in practice. On the other hand, PR-L2 assumes that batteries charge slower than in reality (Figure 2(d)). Overestimating the charging times does not lead to feasibility issues, but the resulting routes may be overly conservative. For instance, in our experiments PR-L2 leads to solutions that are (on average) 1.45% more expensive, and it increases the number of routes in 2 instances. Although an extra 1.45% may seem reasonable, in the VRP context it represents the performance difference between state-of-the-art and regular algorithms.

Table 1: Comparison of our charging assumptions with charging assumptions from the literature

Instance	PR-PL			FR-PL			PR-FS				PR-L1				PR-L2										
											Solution		Evaluation		Solution		Evaluation								
	<i>of</i>	<i>r</i>	β	<i>of</i>	$G(\%)$	<i>r</i>	β	<i>of</i>	$G(\%)$	<i>r</i>	β	<i>of</i>	<i>r</i>	β	<i>of</i>	$G(\%)$	<i>r</i>	β	<i>of</i>	$G(\%)$	<i>r</i>	β			
tc0c10s2cf1	19.75	3	2	20.82	5.42	3	2	NF	NF	NF	NF	19.61	3	2	NF	NF	NF	NF	20.50	3	2	20.22	2.38	3	2
tc0c10s2ct1	12.30	2	0	12.53	1.87	2	0	12.61	2.52	3	0	12.22	2	0	12.42	0.98	2	0	12.46	2	0	12.30	0.00	2	0
tc0c10s3cf1	19.75	3	2	20.82	5.42	3	2	NF	NF	NF	NF	19.61	3	2	NF	NF	NF	NF	20.50	3	2	20.22	2.38	3	2
tc0c10s3ct1	10.80	2	0	11.10	2.78	2	0	10.80	0.00	2	0	10.79	2	0	11.03	2.13	2	0	10.97	2	0	10.80	0.00	2	0
tc1c10s2cf2	9.03	3	0	9.19	1.77	3	0	9.03	0.00	3	0	9.03	3	0	9.12	1.00	3	0	9.14	3	0	9.03	0.00	3	0
tc1c10s2cf3	16.37	3	2	21.33	30.30	3	2	NF	NF	NF	NF	15.99	3	1	NF	NF	NF	NF	16.89	3	2	16.37	0.00	3	2
tc1c10s2cf4	16.10	3	2	25.31	57.20	4	3	NF	NF	NF	NF	15.66	3	2	NF	NF	NF	NF	16.43	3	2	16.23	0.81	3	2
tc1c10s2ct2	10.75	3	1	11.14	3.63	3	0	10.75	0.00	3	1	10.75	3	0	10.76	0.09	3	0	10.94	3	0	10.78	0.28	3	0
tc1c10s2ct3	13.17	2	2	22.76	72.82	3	3	15.98	21.34	3	2	13.06	2	2	NF	NF	NF	NF	13.60	2	2	13.17	0.00	2	2
tc1c10s2ct4	13.83	2	1	17.61	27.33	3	1	NF	NF	NF	NF	13.34	2	1	NF	NF	NF	NF	14.17	2	1	14.17	2.46	2	1
tc1c10s3cf2	9.03	3	0	9.19	1.77	3	0	9.03	0.00	3	0	9.03	3	0	9.12	1.00	3	0	9.14	3	0	9.03	0.00	3	0
tc1c10s3cf3	16.37	3	1	21.33	30.30	3	2	NF	NF	NF	NF	15.99	3	1	NF	NF	NF	NF	16.89	3	2	16.37	0.00	3	2
tc1c10s3cf4	14.90	3	1	18.43	23.69	4	0	NF	NF	NF	NF	14.56	2	1	NF	NF	NF	NF	15.18	3	0	15.18	1.88	3	0
tc1c10s3ct2	9.20	3	0	11.14	21.09	3	0	9.20	0.00	3	0	9.19	3	0	NF	NF	NF	NF	10.80	3	0	10.57	14.89	3	0
tc1c10s3ct3	13.02	2	0	17.06	31.03	3	0	13.07	0.38	2	1	12.98	2	0	13.16	1.08	2	0	13.60	2	0	13.02	0.00	2	0
tc1c10s3ct4	13.21	2	0	15.54	17.64	3	1	13.58	2.80	3	1	12.92	2	1	NF	NF	NF	NF	13.71	2	0	13.21	0.00	2	0
tc2c10s2cf0	21.77	3	3	25.24	15.94	4	2	NF	NF	NF	NF	14.53	2	2	NF	NF	NF	NF	22.78	4	4	22.15	1.75	4	4
tc2c10s2ct0	12.45	3	2	15.05	20.88	3	3	12.45	0.00	3	2	12.44	3	3	NF	NF	NF	NF	12.93	3	2	12.45	0.00	3	2
tc2c10s3cf0	21.77	3	2	25.24	15.94	4	2	NF	NF	NF	NF	14.53	2	2	NF	NF	NF	NF	23.02	4	3	22.20	1.98	4	3
tc2c10s3ct0	11.51	3	0	13.27	15.29	2	0	11.51	0.00	3	0	11.50	3	0	NF	NF	NF	NF	11.92	3	0	11.54	0.26	3	0
Avg. Difference (%)					20.11				2.70							1.04									1.45
Max. Difference (%)					72.82				21.34							2.13									14.89
Solutions with larger fleet						8				3						0									2
Infeasible solutions				0				9						14					0						

NF: Infeasible, $G(\%) = (of - of_{PR-PL})/of_{PR-PL} \times 100$

4 Conclusion and future work

We have extended existing eVRP models to allow more realistic assumptions regarding the battery charging policy and functions. We introduced the eVRP with partial charging and nonlinear charging functions (eVRP-PNL) and proposed an MILP to solve it. We then adapted our MILP to run with charging policies and functions commonly used in the literature. Using 20 instances that we built based on real charging data, we ran an experiment comparing our charging hypotheses to those in the literature. Our results show that disallowing partial charging and neglecting the nonlinear nature of the charging function may lead to infeasible or overly expensive solutions. Ongoing research includes the development of solution methods tailored for the eVRP-PNL and experimentation with industrial-scale instances.

Acknowledgement

The authors would like to thank the Universidad EAFIT scientific computing center (APOLO) for their support for the computational experiments. This research was partly funded in Colombia by Universidad EAFIT, Programa de Movilidad Doctoral hacia Francia (Colfuturo - Emb. de Francia - ASCUN - Colciencias - Min. de Educación), and Programa Enlaza Mundos (Alcaldía de Medellín); and in France by ANR through project e-VRO.

References

- [1] Bruglieri, M., Colorni, A., and Luè, A. (2014). The vehicle relocation problem for the one-way electric vehicle sharing: An application to the Milan case. *Procedia-Social and Behavioral Sciences*, 111(0):18–27. Special issue on Transportation: Can we do more with less resources? 16th Meeting of the Euro Working Group on Transportation, Porto 2013.
- [2] Bruglieri, M., Pezzella, F., Pisacane, O., and Suraci, S. (2015). A variable neighborhood search branching for the electric vehicle routing problem with time windows. *Electronic Notes in Discrete Mathematics*, 47:221–228.
- [3] Conrad, R. G. and Figliozzi, M. (2011). The recharging vehicle routing problem. In Doolen, T. and Aken, E. V., editors, *Proceedings of the 2011 Industrial Engineering Research Conference*, Reno, NV, USA.
- [4] Desaulniers, G., Errico, F., Irnich, S., and Schneider, M. (2014). Exact algorithms for electric vehicle-routing problems with time windows. *Technical Report, GERAD, G-2014-110*.
- [5] Erdoğan, S. and Miller-Hooks, E. (2012). A green vehicle routing problem. *Transportation Research Part E: Logistics and Transportation Review*, 48(1):100–114.
- [6] Felipe, Á., Ortuño, M. T., Righini, G., and Tirado, G. (2014). A heuristic approach for the green vehicle routing problem with multiple technologies and partial recharges. *Transportation Research Part E: Logistics and Transportation Review*, 71:111–128.
- [7] Goeke, D., Hof, J., and Schneider, M. (2015). Adaptive variable neighborhood search for the battery swap station location-routing problem with capacitated electric vehicles. *Technical Report BISO-01/2015*.
- [8] Hiermann, G., Puchinger, J., and Hartl, R. F. (2014). The electric fleet size and mix vehicle routing problem with time windows and recharging stations. *Technical Report*.
- [9] Hõimoja, H., Rufer, A., Dziechciaruk, G., and Vezzini, A. (2012, June). An ultrafast EV charging station demonstrator. IEEE International Symposium in Power Electronics, Electrics Drives, Automation and Motion (pp. 1390–1395).
- [10] Montoya, A., Guerét, C., Mendoza, J. E., Villegas, J. G. (2015). A multi-space sampling heuristic for the green vehicle routing problem. *Transportation Research Part C*. doi 10.1016/j.trc.2015.09.009.
- [11] Pelletier, S., Jabali, O., and Laporte, G. (2015a). Goods Distribution with Electric Vehicles: Review and Research Perspectives. *Transportation Science*, *In press*.
- [12] Pelletier, S., Jabali, O., Laporte, G., and Veneroni, M. (2015b). Goods distribution with electric vehicles: Battery degradation and behaviour modeling. *Technical Report, CIRRELT-2015-43*.
- [13] Sassi, O., Cherif, W. R., and Oulamara, A. (2014). Vehicle routing problem with mixed fleet of conventional and heterogenous electric vehicles and time dependent charging costs. *Technical Report, hal-01083966*.
- [14] Schneider, M., Stenger, A., and Goeke, D. (2014). The electric vehicle-routing problem with time windows and recharging stations. *Transportation Science*, 48(4):500–520.

- [15] Schneider, M., Stenger, A., and Hof, J. (2015). An adaptive VNS algorithm for vehicle routing problems with intermediate stops. *OR Spectrum*, 37(2):353–387.
- [16] Uhrig, M. and Leibfried, T. (2015). E-mobility in car parks - Guidelines for charging infrastructure expansion planning and operation based on stochastic simulations. *In the 28th International Electric Vehicle Symposium and Exhibition, KINTEX, Korea.*
- [17] Zundorf, T. (2014). Electric vehicle routing with realistic recharging models. *Master's thesis, Karlsruhe Institute of Technology, Karlsruhe, Germany.*