



HAL
open science

One-dimensional coordination polymers of [Co₃(dpa)₄]²⁺ and [MF₆]²⁻ (M = Re^{IV}, Zr^{IV} and Sn^{IV})

Vladimir Bulicanu, Kasper S. Pedersen, Mathieu Rouzières, Jesper Bendix,
Pierre Dechambenoit, Rodolphe Clérac, Elisabeth A. Hillard

► **To cite this version:**

Vladimir Bulicanu, Kasper S. Pedersen, Mathieu Rouzières, Jesper Bendix, Pierre Dechambenoit, et al.. One-dimensional coordination polymers of [Co₃(dpa)₄]²⁺ and [MF₆]²⁻ (M = Re^{IV}, Zr^{IV} and Sn^{IV}). *Chemical Communications*, 2015, 51, pp. 17748-17751. 10.1039/c5cc06704a . hal-01240666

HAL Id: hal-01240666

<https://hal.science/hal-01240666v1>

Submitted on 26 Jan 2021

HAL is a multi-disciplinary open access archive for the deposit and dissemination of scientific research documents, whether they are published or not. The documents may come from teaching and research institutions in France or abroad, or from public or private research centers.

L'archive ouverte pluridisciplinaire **HAL**, est destinée au dépôt et à la diffusion de documents scientifiques de niveau recherche, publiés ou non, émanant des établissements d'enseignement et de recherche français ou étrangers, des laboratoires publics ou privés.



Cite this: *Chem. Commun.*, 2015, 51, 17748

Received 10th August 2015,
Accepted 16th October 2015

DOI: 10.1039/c5cc06704a

www.rsc.org/chemcomm

One-dimensional coordination polymers of $[\text{Co}_3(\text{dpa})_4]^{2+}$ and $[\text{MF}_6]^{2-}$ ($\text{M} = \text{Re}^{\text{IV}}$, Zr^{IV} and Sn^{IV})[†]

Vladimir Bulicanu,^{ab} Kasper S. Pedersen,^{abc} Mathieu Rouzières,^{ab} Jesper Bendix,^d Pierre Dechambenoit,^{ab} Rodolphe Clérac^{ab} and Elizabeth A. Hillard^{*ab}

One-dimensional coordination polymers of alternating metal–metal bonded trinuclear $[\text{Co}_3(\text{dpa})_4]^{2+}$ (dpa = the anion of 2,2'-dipyridyl-amine) building blocks and $[\text{ReF}_6]^{2-}$ (1), $[\text{ZrF}_6]^{2-}$ (2) or $[\text{SnF}_6]^{2-}$ (3) linkers have been self-assembled and crystallographically characterized. Magnetic measurements reveal a significant ferromagnetic coupling ($J/k_B = +9.9$ K) between $S = 1/2$ $\{\text{Co}_3^{6+}\}$ and $S = 3/2$ Re^{IV} magnetic sites through a single, unsupported fluoride bridge in 1.

One-dimensional metal–ligand coordination polymers are of particular interest in the molecular magnetism community for their potential as single-chain magnets (SCMs).¹ Because the stereochemistry around the metal ion determines the topology of coordination-driven self-assembled systems, a simple approach to magnetic linear polymers entails the use of paramagnetic metal complexes possessing two empty, or at least kinetically labile, coordination sites. These acceptors can then be associated into chains using paramagnetic linkers with two donor sites, the most common of which have been *trans*-cyanidometallates.²

Possessing rich magnetic and electronic properties, in addition to axial geometry, paddlewheel complexes are attractive building blocks for the construction of linear one-dimensional systems. Indeed, many dinuclear metal ion tetracarboxylates, e.g. $\{\text{Cr}_2^{4+}\}$, $\{\text{Cu}_2^{4+}\}$, $\{\text{Rh}_2^{4+}\}$ and $\{\text{Ru}_2^{4+}\}$, have strongly Lewis acidic axial sites and form extended chain structures in the absence of exogenous ligands by coordination of a carboxylate oxygen atom to the axial position of an adjacent molecule.³ On the other hand, copper and zinc paddlewheels have been extensively used in the formation of three-dimensional metal–organic frameworks,⁴ while one-dimensional coordination polymers using exogenous

spacers and $\{\text{Rh}_2^{4+}\}$,⁵ $\{\text{Cu}_2^{4+}\}$,⁶ $\{\text{Re}_2^{6+}\}$,⁷ $\{\text{Zn}_2^{4+}\}$ ⁸ units are also well represented. Of particular note are magnetic systems, some quite sophisticated, constructed of $\{\text{Ru}_2^{5+}\}$ ($S = 3/2$)⁹ and $\{\text{Ru}_2^{4+}\}$ ($S = 1$)¹⁰ building blocks and which display remarkable properties.

We here turn our attention to Extended Metal Atom Chains (EMACs), which contain three or more metal ions typically supported by oligopyridylamines.¹¹ While dinuclear divalent paddlewheel complexes are often diamagnetic, EMACs tend to have an odd number of metal centers and to be paramagnetic. This is due to a variety of factors, including an odd number of electrons, accidental degeneracy of frontier orbitals, or dissymmetry in the linear complex giving rise to an isolated high-spin metal ion. However, with the exception of a few coordination polymers based on $[\text{Ni}_3(\text{dpa})_4]^{2+}$,¹² EMACs have rarely been used to build extended systems.

The $[\text{Co}_3(\text{dpa})_4]^{2+}$ unit (Chart 1) is expected to be a useful building block, based on the interesting physical properties of the $[\text{Co}_3(\text{dpa})_4\text{Cl}_2]$ analogue. Its core consists of three aligned cobalt metal ions possessing a delocalized 3-electron 3-center bond, and depending on crystal packing effects, the spacing of the Co ions can be equal (as in the orthorhombic $[\text{Co}_3(\text{dpa})_4\text{Cl}_2] \cdot \text{CH}_2\text{Cl}_2$ phase), or unequal, (as in the tetragonal $[\text{Co}_3(\text{dpa})_4\text{Cl}_2] \cdot 2\text{CH}_2\text{Cl}_2$ phase).¹³ Both forms show a spin-crossover (SCO) process from $S = 1/2$ to $S = 3/2$ or $5/2$. Remarkably, the one electron oxidized compound, $[\text{Co}_3(\text{dpa})_4\text{Cl}_2](\text{BF}_4)$ undergoes a two-step SCO, from $S = 0$ to $S = 1$ to $S = 2$.¹⁴ Finally, the axial chloride ligands can be

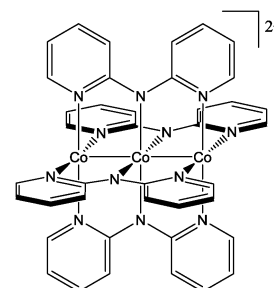


Chart 1 Schematic representation of the $[\text{Co}_3(\text{dpa})_4]^{2+}$ unit.

^a CNRS, CRPP, UPR 8641, 33600 Pessac, France. E-mail: hillard@crpp-bordeaux.cnrs.fr

^b Univ. Bordeaux, CRPP, UPR 8641, 33600 Pessac, France

^c CNRS, ICMCB, UPR 9014, F-33600 Pessac, France

^d Department of Chemistry, University of Copenhagen, Universitetsparken 5, 2100 Copenhagen, Denmark

[†] Electronic supplementary information (ESI) available: Physical methods, IR, TGA, PXRD, magnetization data, crystal structure data for 1–3 and $(\text{PPh}_4)_2[\text{ReF}_6] \cdot \text{MeCN}$. CCDC 1415823–1415826. For ESI and crystallographic data in CIF or other electronic format see DOI: 10.1039/c5cc06704a



cleanly removed from $[\text{Co}_3(\text{dpa})_4\text{Cl}_2]$ using silver salts, generating MeCN ,¹⁵ BF_4^- ,¹⁶ CN^- , $\text{N}(\text{CN})_2^-$ or NCS^- ¹⁷ adducts. Nonetheless, $[\text{Co}_3(\text{dpa})_4]^{2+}$ has not been widely used in extended structures, even if organization into rigid multi-dimensional systems is an appealing strategy to introduce cooperativity in the SCO process and thus to generate possible spin transition phenomena. Recent work by Shatruck and coworkers on putative 2D grids formed by four ditopic $[\text{Co}_3(\text{dpa})_4]^{2+}$ units coordinated to $[\text{Co}(\text{CN})_6]^{3-}$ or $[\text{Fe}(\text{CN})_6]^{3-}$ is the only example of the assembly of $[\text{Co}_3(\text{dpa})_4]^{2+}$ units into extended networks.¹⁸ Unfortunately, these materials could not be crystallographically characterized.

In order to obtain 1 : 1 neutral chains, we have selected the dianionic metalloligands $[\text{ReF}_6]^{2-}$, $[\text{ZrF}_6]^{2-}$ and $[\text{SnF}_6]^{2-}$ to link the $[\text{Co}_3(\text{dpa})_4]^{2+}$ building block. $(\text{PPh}_4)_2[\text{ReF}_6] \cdot 2\text{H}_2\text{O}$ was recently reported to exhibit a pronounced magnetic anisotropy,¹⁹ a property that was retained in 1D coordination polymers featuring $\{\text{M}^{\text{II}}-\text{F}-\text{Re}^{\text{IV}}\}$ linkages. Furthermore, the $[\text{Ni}(\text{viz})_4(\text{ReF}_6)]$ ($\text{viz} = 1\text{-vinylimidazole}$) chain additionally exhibits relatively strong fluoride-mediated ferromagnetic coupling between the Re^{IV} and Ni^{II} magnetic sites ($J/k_{\text{B}} = +17$ K; $H = -2J S_1 S_2$ Hamiltonian definition).

Notably, $(\text{PPh}_4)_2[\text{ReF}_6] \cdot 2\text{H}_2\text{O}$ can be dehydrated without decomposition and subsequently recrystallized to afford $(\text{PPh}_4)_2[\text{ReF}_6] \cdot \text{MeCN}$, (ESI^\dagger) which is a convenient starting material for assembly reactions with moisture sensitive building blocks. The combination of equimolar solutions of *in situ* formed $[\text{Co}_3(\text{dpa})_4(\text{BF}_4)_2]$ and $(\text{PPh}_4)_2[\text{MF}_6]$ ($\text{M} = \text{Re}^{\text{IV}}$, Zr^{IV} and Sn^{IV}) immediately gave a dark precipitate, insoluble in all common solvents. In order to obtain crystals, a dilute solution of $(\text{PPh}_4)_2[\text{MF}_6]$ in MeCN was layered on a DMF solution of $[\text{Co}_3(\text{dpa})_4(\text{BF}_4)_2]$ in a thin tube and left to slowly diffuse over several weeks.‡ Green blocks of $[\text{Co}_3(\text{dpa})_4(\text{ReF}_6)] \cdot 2\text{DMF}$ (**1**), $[\text{Co}_3(\text{dpa})_4(\text{ZrF}_6)] \cdot 2\text{DMF}$ (**2**) and $[\text{Co}_3(\text{dpa})_4(\text{SnF}_6)] \cdot 2\text{DMF}$ (**3**) were obtained in moderate yield. Powder X-ray diffraction revealed the presence of only one phase and thermal gravimetric analysis was consistent with the presence of two DMF molecules (ESI^\dagger).

Compounds **1–3** are isostructural. They crystallize in the space group $P4/ncc$ (Table S1, ESI^\dagger) with the four-fold axis coincident with the rigorously linear Co–F–M axis. The chains are racemic, being made up of alternating Δ and Λ $[\text{Co}_3(\text{dpa})_4]^{2+}$ helicoidal moieties (Fig. 1). A small disorder is found with respect to the wrapping of the dpa^- ligands, and each position is occupied by *ca.* 80% of one enantiomer and 20% of the other. The $\{\text{Co}_3^{6+}\}$ core is slightly asymmetrical with differences in Co–Co distances of 0.008(1), 0.013(1) and 0.013(1) Å in **1**, **2** and **3**, respectively (at 200 K; Table 1). Surprisingly, the Co–F distances are quite unequal, with differences of 0.066(4) Å (**1**), 0.059(4) Å (**2**) and 0.069(4) Å (**3**), with the longer distance associated with the terminal cobalt engaged in the longer Co–Co bonding interaction. This asymmetry is however not reflected in the two individual M–F_{ax} distances, which are distinctly and equally elongated due to their coordination to the Co centers (Table 1).

Magnetic susceptibility measurements were performed on polycrystalline samples of **1–3** between 1.85 and 300 K. At room temperature, the χT product of **1** amounts to $2.4 \text{ cm}^3 \text{ K mol}^{-1}$, slightly higher than the theoretical value of $1.97 \text{ cm}^3 \text{ K mol}^{-1}$ for isolated $S = 1/2$ ($[\text{Co}_3(\text{dpa})_4]^{2+}$, $g = 2.35$, $C = 0.52 \text{ cm}^3 \text{ K mol}^{-1}$) and

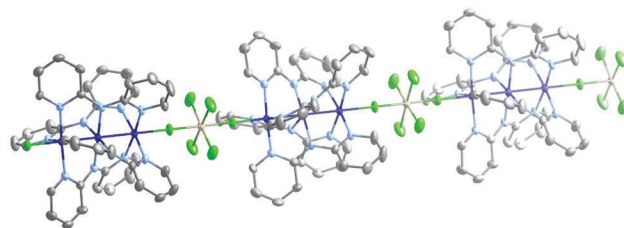


Fig. 1 Thermal ellipsoid plot of $[\text{Co}_3(\text{dpa})_4(\text{ReF}_6)] \cdot 2\text{DMF}$ (C: grey; F: green, Re: light grey; N: light blue; Co: blue). Ellipsoids are shown at the 50% probability level. Hydrogen atoms and solvent molecules have been omitted for clarity. Only one of two orientations of the disordered molecule is shown.

Table 1 Selected bond distances (Å)

	1	2	3
Co1–Co3	2.270(1)	2.275(1)	2.275(1)
Co2–Co3	2.278(1)	2.288(1)	2.288(1)
Co1–F1	2.115(4)	2.097(4)	2.104(4)
Co2–F2	2.181(4)	2.156(4)	2.173(4)
M–F1	1.962(4)	2.037(4)	2.002(4)
M–F2	1.970(4)	2.044(4)	2.009(4)
M–F _{eq}	1.931(3)	1.973(3)	1.928(3)

$S = 3/2$ ($[\text{ReF}_6]^{2-}$, $g = 1.76$, $C = 1.45 \text{ cm}^3 \text{ K mol}^{-1}$) spins (Fig. 2). On lowering the temperature, the χT product increases steadily, with a more abrupt increase below *ca.* 30 K eventually reaching $9.6 \text{ cm}^3 \text{ K mol}^{-1}$ at 1.85 K, suggestive of a significant ferromagnetic coupling between $\{\text{Co}_3^{6+}\}$ and Re^{IV} magnetic sites. The data were fit to a Seiden model²⁰ derived from the exchange-coupling Hamiltonian $\hat{H} = -2J \sum_{i=1}^N (\hat{s}_i \cdot (\hat{S}_i + \hat{S}_{i+1}))$, where \hat{s}_i and \hat{S}_i represent spin-operators of $\{\text{Co}_3^{6+}\}$ and Re^{IV} , yielding $g = 2.05(5)$ and $J/k_{\text{B}} = +9.9(1)$ K. As expected, this average g value falls in between the previously reported values for $[\text{Co}_3(\text{dpa})_4\text{Cl}_2] \cdot \text{CH}_2\text{Cl}_2$ ($g = 2.35$)¹³ and $(\text{PPh}_4)_2[\text{ReF}_6] \cdot 2\text{H}_2\text{O}$ ($g = 1.76$).¹⁹ Compounds **2** and **3**, possessing diamagnetic $[\text{ZrF}_6]^{2-}$ and $[\text{SnF}_6]^{2-}$ linkers, show an almost temperature independent χT product between about 50 and 300 K. The low temperature decrease of the χT product is likely due to weak antiferromagnetic coupling between the

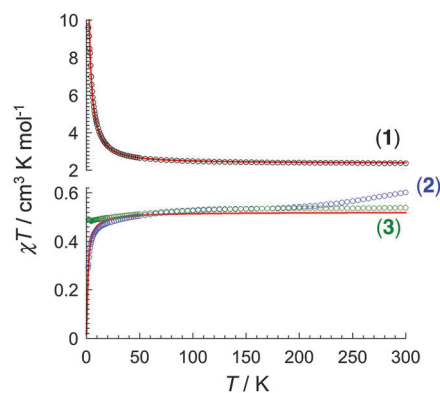


Fig. 2 Temperature dependence of the χT product for **1** (○), **2** (○) and **3** (○) at 1000 Oe (χ is defined as molar magnetic susceptibility equal to M/H). The red lines are the fits discussed in the text.



$\{\text{Co}_3^{6+}\}$ centers through the diamagnetic linkers, and fitting the data to a regular quantum $s = 1/2$ spin chain model²¹ derived from the Hamiltonian $\hat{H} = -2J \sum_{i=1}^N \hat{s}_i \cdot \hat{s}_{i+1}$ yields $J/k_B = -1.0$ K for **2** while magnetic interactions are virtually undetectable above 1.85 K for **3** (with $g = 2.36$ for both). The difference in the magnetic coupling between **2** and **3** may be attributed to the lack of empty d orbitals in Sn^{IV} to mediate a superexchange interaction, in contrast with Zr^{IV} in **2**.

The magnetic behaviour of these coordination polymers is significantly different to that of their building units. For example, the parent compound $[\text{Co}_3(\text{dpa})_4\text{Cl}_2] \cdot \text{CH}_2\text{Cl}_2$ demonstrates a SCO event above 200 K.¹³ No such thermal behaviour is observed in **1** and **3** up to 300 K, while for **2**, an onset of what may be a SCO event appears reversibly above 250 K. However, above 300 K, a rapid and irreversible rise in the χT product of these compounds was observed in concert with DMF loss. Therefore, the assembly of ostensibly SCO $[\text{Co}_3(\text{dpa})_4]^{2+}$ units with $[\text{MF}_6]^{2-}$ linkers into chains increased the SCO temperature to inaccessible temperatures without evidence of cooperativity increase. As previously reported, the $[\text{ReF}_6]^{2-}$ anion in $(\text{PPh}_4)_2[\text{ReF}_6] \cdot 2\text{H}_2\text{O}$ displays single-molecule magnet (SMM) properties, a behavior which is retained upon assembly of $[\text{ReF}_6]^{2-}$ units by diamagnetic linkers.¹⁹ In **1**, slow dynamics of the magnetization were not detected by ac susceptibility (in zero-dc or applied dc field, up 10 kHz and down to 1.8 K). As we previously discussed,^{19,22} an electronic elongation of the $[\text{ReF}_6]^{2-}$ octahedron, while keeping the tetragonal symmetry implies the axial zero-field splitting parameter, D , to be positive. Therefore, despite relatively strong intra-chain ferromagnetic interactions, magnetic bistability, *e.g.* single-chain magnet behavior,¹ is not expected nor experimentally observed in the present system.

In summary, the metal–metal bonded $[\text{Co}_3(\text{dpa})_4]^{2+}$ moiety has been used for the first time as a building block in a structurally characterized coordination network leading to one-dimensional extended architectures. These unique systems pave the way toward the synthesis of new bistable coordination networks incorporating metal–metal bonding clusters with spin-crossover or spin-transition properties.

This work was supported by the CNRS, the University of Bordeaux, the Conseil Régional d'Aquitaine, the ANR and the Erasmus Mundus European program for a PhD fellowship of VB. JB acknowledges support from The Danish Research Council under grant 12-125226. KSP thanks The Danish Research Council for a DFF | Sapere Aude: Research Talent award (grant 4090-00201). The authors thank L. Favello for crystallographic assistance, P. Dagault for TGA analysis, E. Lebraud for PXRD and C. Mathionère and D. Samohvalov for technical assistance.

Notes and references

‡ General synthesis of $[\text{Co}_3(\text{dpa})_4(\text{MF}_6)] \cdot 2\text{DMF}$, **1–3**: $[\text{Co}_3(\text{dpa})_4\text{Cl}_2]$ (50 mg, 0.05 mmol) and AgBF_4 (20 mg, 0.10 mmol) were combined in 10 mL of DMF in a glovebox. The mixture was stirred overnight and filtered. Anhydrous $(\text{PPh}_4)_2[\text{MF}_6]$ (1 eq.) was dissolved in 10 mL of MeCN. The MeCN solution was layered upon the DMF solution, separated by a 1 : 1 mixture of DMF : MeCN in glass tubes (200 mm, \varnothing 10 mm). Dark green blocks were collected from the walls of the tubes after 4 weeks.

$[\text{Co}_3(\text{dpa})_4(\text{ReF}_6)] \cdot 2\text{DMF}$, **1**. Yield 30.2 mg (46%). FT-IR ($\bar{\nu}$, cm^{-1}): 657, 740, 761, 885, 1024, 1089, 1153, 1283, 1314, 1366, 1421, 1457, 1466, 1550, 1595, 1606, 1668. Elemental anal. for $\text{C}_{40}\text{H}_{32}\text{Co}_3\text{F}_6\text{N}_{12}\text{Re} \cdot 2(\text{C}_3\text{H}_7\text{NO})$, % calc. C 42.37, H 3.56, N 15.04; % found C 42.48, H 3.52, N 15.26. $[\text{Co}_3(\text{dpa})_4(\text{ZrF}_6)] \cdot 2\text{DMF}$, **2**: yield 35.1 mg (58%). FT-IR ($\bar{\nu}$, cm^{-1}): 656, 741, 763, 885, 1025, 1084, 1152, 1284, 1316, 1363, 1421, 1459, 1471, 1550, 1596, 1606, 1671. Elemental anal. for $\text{C}_{40}\text{H}_{32}\text{Co}_3\text{F}_6\text{N}_{12}\text{Zr} \cdot 2(\text{H}_2\text{O})$ % calc. C 43.72, H 3.30, N 15.30; % found C 43.86, H 3.52, N 15.32. $[\text{Co}_3(\text{dpa})_4(\text{SnF}_6)] \cdot 2\text{DMF}$, **3**. Yield 32.2 mg (53%). FT-IR ($\bar{\nu}$, cm^{-1}): 656, 740, 761, 884, 1024, 1084, 1150, 1280, 1315, 1363, 1421, 1457, 1470, 1551, 1596, 1606, 1671. Elemental anal. for $\text{C}_{40}\text{H}_{32}\text{Co}_3\text{F}_6\text{N}_{12}\text{Sn} \cdot (\text{C}_3\text{H}_7\text{NO})(\text{H}_2\text{O})$ % calc. C 43.72, H 3.50, N 15.41; % found C 44.30, H 3.76, N 15.15.

- C. Coulon, C. Pianet, M. Urdampilleta and R. Clérac, *Struct. Bonding*, 2015, **164**, 143.
- M. Ferbinteanu, H. Miyasaka, W. Wernsdorfer, K. Nakata, K.-I. Sugiura, M. Yamashita, C. Coulon and R. Clérac, *J. Am. Chem. Soc.*, 2005, **127**, 3090; J.-F. Guo, W.-F. Yeung, P.-H. Lau, X.-T. Wang, S. Gao, W.-T. Wong, S. S.-Y. Chui, C.-M. Che, W.-Y. Wong and T.-C. Lau, *Inorg. Chem.*, 2010, **49**, 1607; D. Zhang, L.-F. Zhang, Y. Chen, H. Wang, Z.-H. Ni, W. Wernsdorfer and J. Jiang, *Chem. Commun.*, 2010, **46**, 3550; T. D. Harris, C. Coulon, R. Clérac and J. R. Long, *J. Am. Chem. Soc.*, 2011, **133**, 123; I. Bhowmick, E. A. Hillard, P. Dechambenoit, C. Coulon, T. D. Harris and R. Clérac, *Chem. Commun.*, 2012, **48**, 9717; S. Wang, X. H. Ding, Y. H. Li and W. Huang, *Coord. Chem. Rev.*, 2012, **256**, 439; Q. Zhang, H. Zhou, X. Shen, H. Zhou and Y. Yang, *New J. Chem.*, 2013, **37**, 941; J. Xiang, L.-H. Jia, B.-W. Wang, S.-M. Yiu, S.-M. Peng, W.-Y. Wong, S. Gao and T.-C. Lau, *Dalton Trans.*, 2013, **42**, 3876.
- F. A. Cotton, C. A. Murillo, J. L. Eglin, M. H. Chisholm, C. B. Hollandsworth, A. P. Sattelberger, R. A. Walton, P. Angaridis, T. Ren, H. T. Chifotides, K. R. Dunbar, D. J. Timmons, M. P. Doyle and J. F. Berry, *Multiple Bonds between Metal Atoms*, Springer, USA, 2005; E. V. Dikarev, A. S. Filatov, R. Clérac and M. A. Petrukhina, *Inorg. Chem.*, 2006, **45**, 744; B. Li, H. Zhang, L. Huynh, M. Shatruck and E. V. Dikarev, *Inorg. Chem.*, 2007, **46**, 9155; M. V. Peskov, X.-H. Miao, D. Heryadi, J. Eppinger and U. Schwingenschlogl, *J. Phys. Chem. C*, 2013, **117**, 5462.
- W. Lu, Z. Wei, Z.-Y. Gu, T.-F. Liu, J. Park, J. Park, J. Tian, M. Zhang, Q. Zhang, T. Gentle III, M. Bosch and H.-C. Zhou, *Chem. Soc. Rev.*, 2014, **43**, 5561.
- S. Takamizawa, E. Nakata, H. Yokoyama, K. Mochizuki and W. Mori, *Angew. Chem., Int. Ed.*, 2003, **42**, 4331; Y. Fuma and M. Ebihara, *Chem. Lett.*, 2006, **35**, 1298; K. Uemura and M. Ebihara, *Inorg. Chem.*, 2011, **50**, 7919; K. Uemura and M. Ebihara, *Inorg. Chem.*, 2013, **52**, 5535; W. Kosaka, K. Yamagishi, A. Hori, H. Sato, R. Matsuda, S. Kitagawa, M. Takata and H. Miyasaka, *J. Am. Chem. Soc.*, 2013, **135**, 18469.
- J. S. Valentine, A. J. Silverstein and Z. G. Soos, *J. Am. Chem. Soc.*, 1974, **96**, 97; G. Smith, C. H. L. Kennard and K. A. Byriel, *Polyhedron*, 1991, **10**, 873; F. P. W. Agterberg, H. A. J. Provó Kluit, W. L. Driessen, H. Oevering, W. Buijs, M. T. Lakin, A. L. Spek and J. Reedijk, *Inorg. Chem.*, 1997, **36**, 4321; X.-Y. Li, L.-Q. Liu, M.-L. Ma, X.-L. Zhao and K. Wen, *Dalton Trans.*, 2010, **39**, 8646; D. Pogozhev, S. A. Baudron, G. Rogez and M. W. Hosseini, *Polyhedron*, 2013, **52**, 1329.
- M. Q. Dequeant, R. McGuire, Jr., D. R. McMillin and T. Ren, *Inorg. Chem.*, 2005, **44**, 6521.
- S. Hazra, B. Sarkar, S. Naiya, M. G. B. Drew and A. Ghosh, *Polyhedron*, 2012, **46**, 8.
- G. Arribas, M. C. Barral, R. González-Prieto, R. Jiménez-Aparicio, J. L. Priego, M. R. Torres and F. A. Urbanos, *Inorg. Chem.*, 2005, **44**, 5770; M. C. Barral, R. González-Prieto, R. Jiménez-Aparicio, J. L. Priego, M. R. Torres and F. A. Urbanos, *Eur. J. Inorg. Chem.*, 2006, 4229; M. Handa, H. Ishida, K. Ito, T. Adachi, T. Ikeue, I. Hiromitsu, M. Mikuriya and K. Kasuga, *Chem. Pap.*, 2008, **62**, 410; R. Kuwahara, S. Fujikawa, K. Kuroiwa and N. Kimizuka, *J. Am. Chem. Soc.*, 2012, **134**, 1192; H. Miyasaka, Y. Asai, N. Motokawa, K. Kubo and M. Yamashita, *Inorg. Chem.*, 2010, **49**, 9116; H. Miyasaka, *Acc. Chem. Res.*, 2013, **46**, 248; P. Delgado-Martínez, R. González-Prieto, C. J. Gómez-García, R. Jiménez-Aparicio, J. L. Priego and M. R. Torres, *Dalton Trans.*, 2014, **43**, 3227.
- S. Furukawa, M. Ohba and S. Kitagawa, *Chem. Commun.*, 2005, 865; H. Miyasaka, T. Izawa, N. Takahashi, M. Yamashita and K. R. Dunbar, *J. Am. Chem. Soc.*, 2006, **128**, 11358; N. Motokawa, T. Oyama, S. Matsunaga, H. Miyasaka, K. Sugimoto, M. Yamashita, N. Lopez and K. R. Dunbar, *Dalton Trans.*, 2008, 4099; H. Miyasaka, N. Motokawa, S. Matsunaga, M. Yamashita, K. Sugimoto, T. Mori, N. Toyota and



- K. R. Dunbar, *J. Am. Chem. Soc.*, 2010, **132**, 1532; H. Miyasaka, N. Motokawa, T. Chiyo, M. Takemura, M. Yamashita, H. Sagayama and T. Arima, *J. Am. Chem. Soc.*, 2011, **133**, 5338; M. Nishio, N. Hoshino, W. Kosaka, T. Akutagawa and H. Miyasaka, *J. Am. Chem. Soc.*, 2013, **135**, 17715.
- 11 J. F. Berry, in *Multiple Bonds between Metal Atoms*, ed. F. A. Cotton, C. A. Murillo and R. A. Walton, Springer, USA, 2005, pp. 669–706.
- 12 C.-H. Peng, C.-C. Wang, H.-C. Lee, W.-C. Lo, G.-H. Lee and S.-M. Peng, *J. Chin. Chem. Soc.*, 2001, **48**, 987; J. Zhang and L.-G. Zhu, *CrystEngComm*, 2011, **13**, 553.
- 13 R. Clérac, F. A. Cotton, L. M. Daniels, K. R. Dunbar, K. Kirschbaum, C. A. Murillo, A. A. Pinkerton, A. J. Schultz and X. Wang, *J. Am. Chem. Soc.*, 2000, **122**, 6226.
- 14 R. Clérac, F. A. Cotton, K. R. Dunbar, T. Lu, C. A. Murillo and X. Wang, *J. Am. Chem. Soc.*, 2000, **122**, 2272.
- 15 R. Clérac, F. A. Cotton, K. R. Dunbar, T. Lu, C. A. Murillo and X. Wang, *Inorg. Chem.*, 2000, **39**, 3065.
- 16 F. A. Cotton, L. M. Daniels, G. T. Jordan IV and C. A. Murillo, *J. Am. Chem. Soc.*, 1997, **119**, 10377.
- 17 R. Clérac, F. A. Cotton, S. P. Jeffery, C. A. Murillo and X. Wang, *Inorg. Chem.*, 2001, **40**, 1265.
- 18 J. Wang, A. Ozarowski, K. Kovnir, C. M. Thompson, A. A. Yaroslavtsev, R. V. Chernikov, N. S. Dalal and M. Shatruk, *Eur. J. Inorg. Chem.*, 2012, 4652.
- 19 K. S. Pedersen, M. Sigrist, M. A. Sørensen, A.-L. Barra, T. Weyhermüller, S. Piligkos, C. Thuesen, M. G. Vinum, H. Mutka, H. Weihe, R. Clérac and J. Bendix, *Angew. Chem., Int. Ed.*, 2014, **53**, 1351.
- 20 J. Seiden, *J. Phys. Lett.*, 1983, **44**, L-947.
- 21 J. C. Bonner and M. E. Fisher, *Phys. Rev.*, 1964, **135**, A640.
- 22 K. S. Pedersen, M. A. Sørensen and J. Bendix, *Coord. Chem. Rev.*, 2015, **299**, 1.

