



HAL
open science

Strategic and Tactical Urban Farm Design

Nicolas Brulard, Van-Dat Cung, Nicolas Catusse

► **To cite this version:**

Nicolas Brulard, Van-Dat Cung, Nicolas Catusse. Strategic and Tactical Urban Farm Design. FSD5 5th International Symposium for Farming Systems Design, Sep 2015, Montpellier, France. . hal-01240450

HAL Id: hal-01240450

<https://hal.science/hal-01240450>

Submitted on 9 Dec 2015

HAL is a multi-disciplinary open access archive for the deposit and dissemination of scientific research documents, whether they are published or not. The documents may come from teaching and research institutions in France or abroad, or from public or private research centers.

L'archive ouverte pluridisciplinaire **HAL**, est destinée au dépôt et à la diffusion de documents scientifiques de niveau recherche, publiés ou non, émanant des établissements d'enseignement et de recherche français ou étrangers, des laboratoires publics ou privés.



Distributed under a Creative Commons Attribution - NonCommercial - ShareAlike 4.0 International License

Nicolas Brulard^{1,2}, Van-Dat Cung¹, Nicolas Catusse¹

¹ Univ. Grenoble Alpes, G-SCOP, F-38000 Grenoble, France
CNRS, G-SCOP, F-38000 Grenoble, France

² Jardins de Gally, 78870 Bailly, France

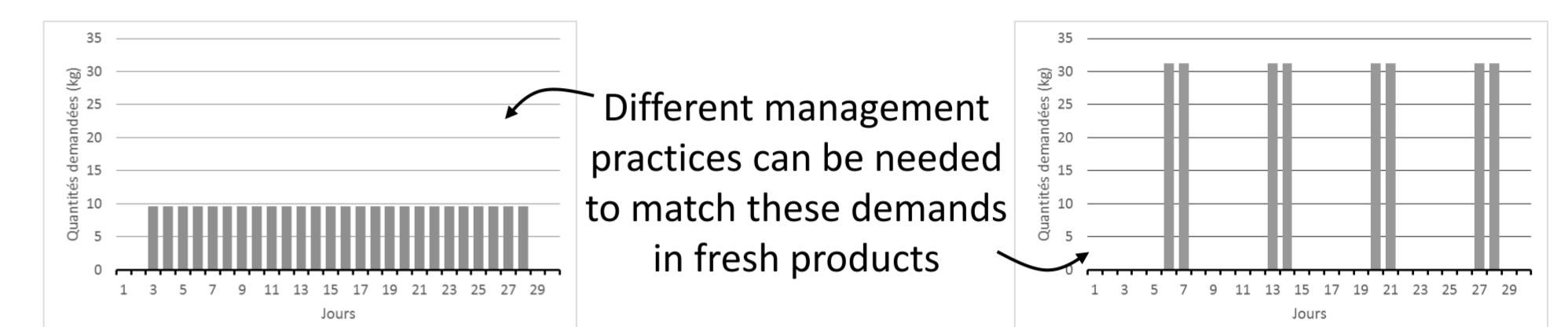
nicolas.brulard@grenoble-inp.org

Context and problem description

- Model to support decision in creating new urban farms and adapting existing peri-urban farms with viable business models
- Multi-techniques, multi-products and multi-clients systems producing perishable products on limited surfaces with expensive labor cost
- Considering fresh products perishability requires to include tactical scheduling decisions in our strategic sizing problem

Considering products perishability

- Short-time perishability (some days)
- Response to daily demands/prices
- On-plot and cold room limited storages, loss functions, price reduction

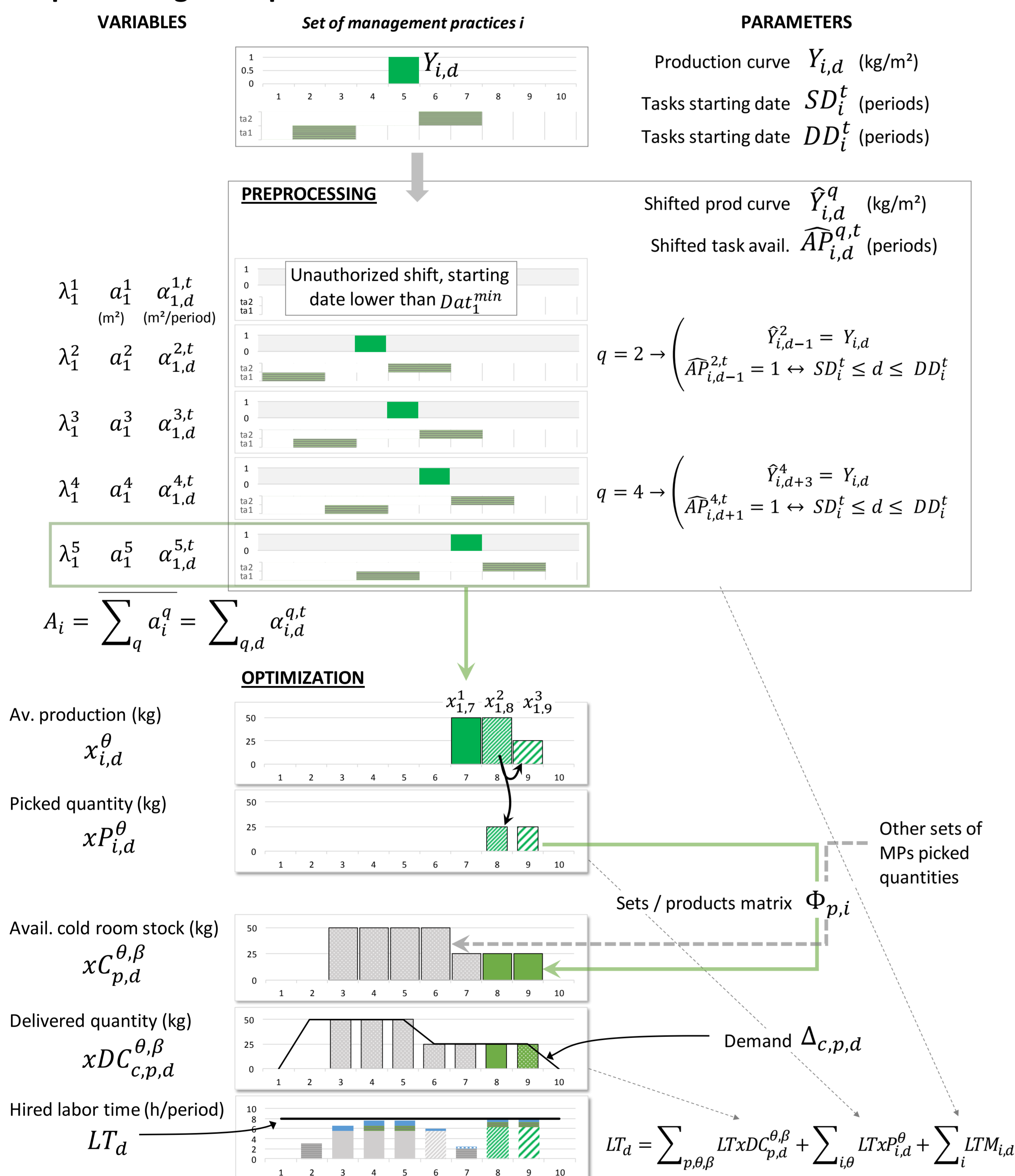


MILP model structure

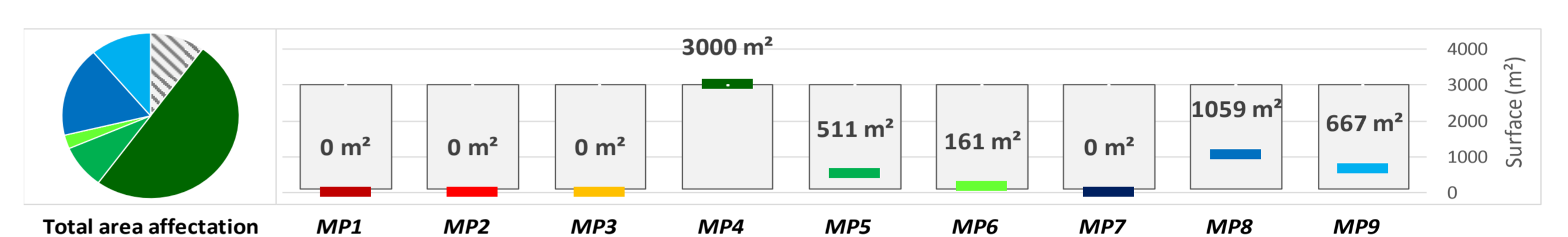
Objective :

$$\max R = \sum_{p,\theta,\beta,d} xDC_{c,p,d}^{\theta,\beta} * PR_{c,p,d} * (1 - \omega_{i,p}^{\theta,\beta}) \text{ Sales} - \sum_i (Amof_i + a_i * Amov_i) - \sum_{i,t} A_i * C_i^t - \sum_d LT_D * CLT + \sum_d CLT^{\pm} * (LT_d^+ + LT_d^-) \text{ Labor cost}$$

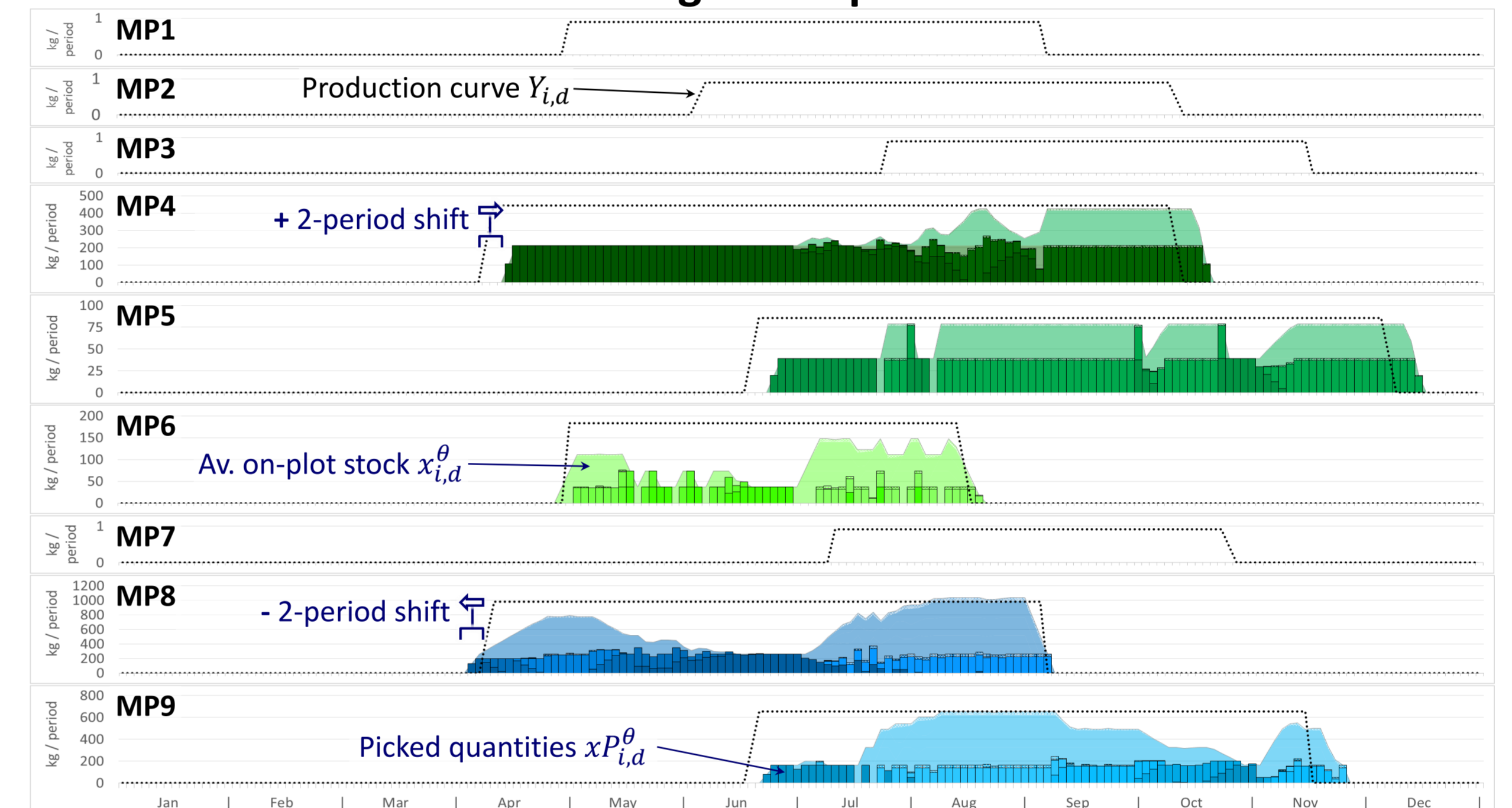
Preprocessing and optimization



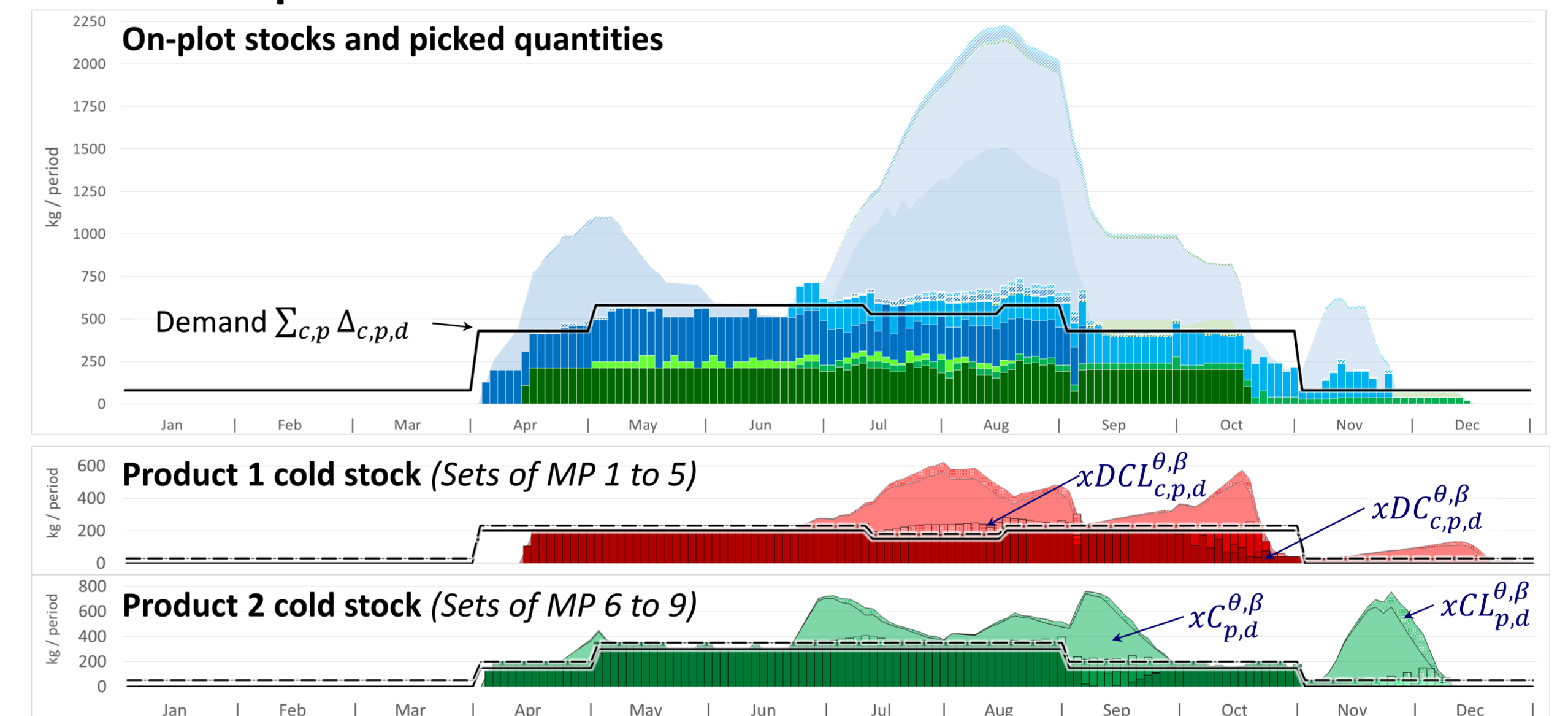
Graphical representation of the results



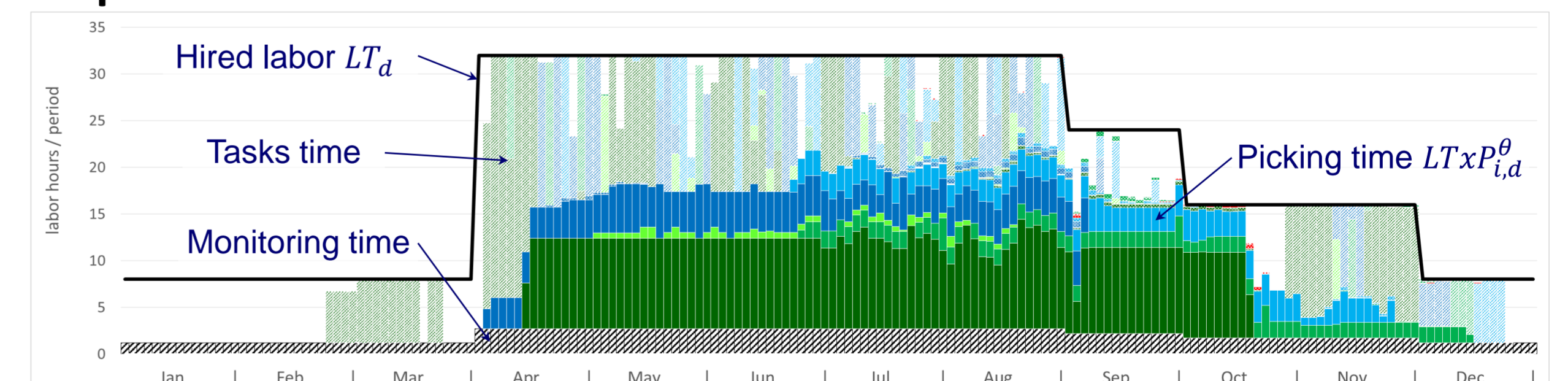
Production of each set of management practices



Cumulated production and stocks



Required labor



Data instances & computation times

- 5 to 9 sets of management practices, 1 or 2 products, 4 to 9 plots max, 1 or 2 clients.
- Optimal solution reached in 8 to 1100s (Cplex 12.6, Intel Core i7-4600U 2.10GHz proc, 8.0 Go of RAM).

Prospects

- Model tested on real farm data (lettuce, strawberry and tomato farm)
- New formulation of lot sizing constraints and better optimization algorithms to speed up resolution
- Integration of multi-year strategic sizing, robust solutions.