



**HAL**  
open science

## Characterization of Two Different Stumps of *Spirulina platensis* Drying: Assessment of Water Transport Coefficient

Eloi Salmwendé Tiendrebeogo, Alfa Oumar Dissa, Fabien Cherblanc, Issakha Youm, Jean-Claude Benet, Aboubacar Compaoré, Jean Kouliati

► **To cite this version:**

Eloi Salmwendé Tiendrebeogo, Alfa Oumar Dissa, Fabien Cherblanc, Issakha Youm, Jean-Claude Benet, et al.. Characterization of Two Different Stumps of *Spirulina platensis* Drying: Assessment of Water Transport Coefficient. *Food Sciences and Nutrition*, 2015, 6, pp.1437-1449. 10.4236/fns.2015.615148 . hal-01235431

**HAL Id: hal-01235431**

**<https://hal.science/hal-01235431>**

Submitted on 30 Nov 2015

**HAL** is a multi-disciplinary open access archive for the deposit and dissemination of scientific research documents, whether they are published or not. The documents may come from teaching and research institutions in France or abroad, or from public or private research centers.

L'archive ouverte pluridisciplinaire **HAL**, est destinée au dépôt et à la diffusion de documents scientifiques de niveau recherche, publiés ou non, émanant des établissements d'enseignement et de recherche français ou étrangers, des laboratoires publics ou privés.

# Characterization of Two Different Stumps of *Spirulina platensis* Drying: Assessment of Water Transport Coefficient

Eloi Salmwendé Tiendrebeogo<sup>1,2,3\*</sup>, Alfa Oumar Dissa<sup>1</sup>, Fabien Cherblanc<sup>2</sup>,  
Issakha Youm<sup>3</sup>, Jean-Claude Bénét<sup>2</sup>, Aboubacar Compaoré<sup>1</sup>, Jean Kouliadiati<sup>1</sup>

<sup>1</sup>Laboratoire de Physique et de Chimie de L'environnement (LPCE), Université de Ouagadougou, Ouagadougou, Burkina Faso

<sup>2</sup>Laboratoire de Mécanique et génie Civil (LMGC), CNRS, Université de Montpellier, Montpellier, France

<sup>3</sup>Centre de Recherches sur les Energies Renouvelables (CERER), Université Cheick Anta Diop, Dakar, Sénégal  
Email: \*tiendrebeogoeloi@yahoo.fr

Received 20 October 2015; accepted 20 November 2015; published 23 November 2015

Copyright © 2015 by authors and Scientific Research Publishing Inc.

This work is licensed under the Creative Commons Attribution International License (CC BY).

<http://creativecommons.org/licenses/by/4.0/>



Open Access

---

## Abstract

The sorption behaviour and water transport mechanisms inside *Spirulina platensis* samples were experimentally analysed during isothermal drying at 25°C and 50°C. Two different products grown in semi-industrial farms from Burkina Faso and France with initial water contents respectively of the range from 2.73 kg<sub>w</sub>/kg<sub>dm</sub> to 3.12 kg<sub>w</sub>/kg<sub>dm</sub> were characterized. A novel procedure has been developed to determine the water content profiles inside samples during isothermal drying. At both temperatures, experimental results underlined that the physical properties of *Spirulina* are not sensitive to the geographical origin, Burkina-Faso or France. To keep *Spirulina* at an water activity below 0.6 in order to preserve it from micro-organisms development, sorption isotherm curves show that a sufficient requirement is to lower the water content until an upper limit of  $w = 0.075$  db. The evolution of water transport coefficient as a function of water content highlights a monotonous exponential dependence with a transport coefficient ranging from  $1.70 \times 10^{-10}$  to  $94 \times 10^{-10}$  m<sup>2</sup>/s. The contribution of solid phase shrinkage to the transport of water is negligible for the last drying steps.

## Keywords

*Spirulina platensis*, Isotherm Desorption, Stump, Water Content, Water Transport Coefficient

---

\*Corresponding author.

## 1. Introduction

While Spirulina was usually consumed naturally, it is now dried and processed in powder, pellets and tablets for nutritional and therapeutic use [1]-[5]. Several strains from different areas are known: platensis, lonar, paracas, maxima pacifica. All these species are distinguished by their morphology (more or less constricted turns, wavy, straight etc...) and develop over a clayey basis and a black sludge resulting from anaerobic fermentation of dead algae [6]. World production of Spirulina is continuously growing while several semi-industrial and industrial Spirulina farms are developing. According to [7], the production of dry Spirulina was about 5000 tons in 2012. To have a rational resources management and a regular production, drying processes must be accurately controlled. The drying stage aims to reduce its mass and volume, ensure equilibrium moisture content, avoid the development of micro-organisms, and increase its mechanical strength to support the shocks of handling operation. The convective drying is one of the most used technologies to preserve Spirulina. Whatever the production level, the drying is a crucial step which directly influences the quality of the final product. Nevertheless, drying is usually considered as being the stage that exposes the product to secondary risks, which can be classified into two groups:

- physical phenomena: heterogeneous distribution of moisture, watertight barrier when “crust” appears in surface, cracks and deformation, degradation of texture, reduction of density and rehydration capacity, change in gustative characteristics, migration or retention of volatile constituents, degradation of colour, nutrients and flavour [1] [3] [8];
- biochemical reactions: oxidation of vitamins and fat, denaturation of proteins, enzymatic reactions [9].

The transition from traditional to industrial processes calls for optimization approaches based on laboratory experimental investigation and numerical modelling development.

Regarding the modelling of drying processes of Spirulina, little work has been done so far. Pioneered experimental analysis carried out by [10]-[12] allowed the identification of some drying phases and the influence of operating conditions such as air velocity, temperature and humidity. The sorption behaviour has been characterized by using different methods (Dynamic Vapor Sorption, gravimetric method). By taking into account the solid phase shrinkage, Hernandez [13] led to the identification of a drying phase at constant velocity. The evolutions of porosity and density during drying experiments were determined by kinetic analysis [8] [14]. In the literature, the water transport coefficients of some food products such as the papaya [15], beef meat [16], coffee [17] [18] and Okra [19] were determined by analytical models [20] [21]. Crank (1975) [22] focused on very simplifying assumptions which mask the contribution of certain parameters at water transport, particularly the shrinkage of the solid structure and the heterogeneity of the water content. In addition, this model is commonly used for low water contents. The diffusion coefficient of Spirulina was estimated by [23] for water contents of less than  $w = 2 \text{ kg}_w/\text{kg}_{dm}$  by applying the Crank’s approach and considering two areas where the water content is not necessarily homogeneous.

This study aims at optimizing the conservation of the product and characterizing the water transport mechanisms during isothermal drying of Spirulina. The main issues to be addressed are:

- establishing the desorption isotherm at two temperatures,
- analysing the internal mechanism of water transport,
- assessment of water transport coefficient as a function of water content.

With these objectives, a specific experimental method and the associated identification procedure have been developed to take into account the shrinkage of the solid matrix observed during drying.

## 2. Materials and Method

The Spirulina samples used in this study are platensis type and come from two farms located in two different areas:

- “Loumbila” farm situated at 15 km in the north of Ouagadougou, Burkina Faso. This material sample will be named B-sample,
- “La Fon del Cardaire” farm situated at Gignac in the south of France. This material will be named F-sample.

Their production mode is no different from one farm to another, from one country to another. Microscopic observation shows that *Spirulina platensis* is in spiral form with much tighter turns than those of other kind [24]. In both farms, harvested Spirulina is drained and rinsed through a 20  $\mu\text{m}$  filter. Using standard methods, apparent and real densities of water and solid phases have been measured and the main characteristics are summarized in **Table 1**.

**Table 1.** Characteristics of fresh material (initial conditions).

Parameters	Symbol and units	B-sample	F-sample
Solid apparent density	$\rho_s$ [kg/m <sup>3</sup> ]	<b>284</b>	255
Water apparent density	$\rho_w$ [kg/m <sup>3</sup> ]	<b>776</b>	799
Solid real density	$\rho_s^*$ [kg/m <sup>3</sup> ]	<b>1270</b>	1270
Ratio of real densities	$\alpha$ [.../...]	<b>0.787</b>	0.787
Porosity	$\phi$ [.../...]	<b>0.776</b>	0.799
Water content	$w$ [kg <sub>w</sub> /kg <sub>dm</sub> ]	2.730	3.120

## 2.1. Sample Preparation

For the experimental study, the fresh pulp is moulded into cylindrical samples. To avoid variability and ensure identical initial conditions between samples, the following design process has been adopted:

- The fresh biomass is moulded in a cylindrical device of 20 mm diameter and 40 mm length composed of a tube and a piston made in Teflon;
- The cylindrical surface of samples is wrapped with plastic film to prevent adhesion between samples. Both end faces are free to ensure a one-dimensional water transport along sample axis;
- A sample is kept if its initial mass is  $m_0 = 0.0133 \pm 0.0006$  kg .

From the initial mass and dry mass  $m_s$ , the initial water content of each sample was determined by the following Equation (1). Even if the initial water contents of materials are different (2.73 for **B**-sample and 3.12 for **F**-sample), one can note that the apparent density  $\rho = \rho_s + \rho_w$  is nearly identical for both.

$$w = \frac{m_0 - m_s}{m_s} \quad (1)$$

## 2.2. Desorption Isotherm

Desorption isotherm of *Spirulina platensis* was determined by the gravimetric method. Its principle consists in arranging samples above saturated salt solutions which regulate the relative humidity of the surrounding atmosphere at constant temperature. The experimental device relies on 9 glass desiccators containing different saturated salt solutions to cover the whole range of relative humidity [25]: KOH, LiCl, KCH<sub>3</sub>CO<sub>2</sub>, MgCl<sub>2</sub>, K<sub>2</sub>CO<sub>3</sub>, Mg(NO<sub>3</sub>)<sub>2</sub>, NaNO<sub>2</sub>, NaCl, KCl. The desiccators are placed in a thermo-regulated chamber (Mettmert UFP 600). At given times, weighings are performed using a high precision scale 10<sup>-4</sup> g, until the variation of mass between two successive measurements becomes negligible. At equilibrium, samples are dehydrated in an oven at 70°C for 48 hours to determine their dry mass. The equilibrium mass water content of the product is calculated by:

$$w_{eq} = \frac{m_{eq} - m_s}{m_s} \quad (2)$$

To describe the complete desorption isotherm curve, the GAB model [26] is written:

$$w_{eq} = \frac{w_m C_g K_g RH}{(1 - K_g RH)(1 - K_g RH + C_g K_g RH)} \quad (3)$$

where  $C_g$  is the constant of Guggenheim,  $K_g$  the correction factor of the model and  $w_m$  is the monolayer water content. This description has shown to be suitable for various agro-products of the same kind [27]-[30].

## 2.3. Drying Kinetics

A cylindrical sample is hanged from a force sensor (LSB200 “Andilog”, 0.1% accuracy) inside a closed desiccator where the relative humidity is regulated at  $RH = 6\%$  by a potassium hydroxide KOH solution. The desic-

cator is placed in a thermo-regulated chamber (Memmert UFP600) where the temperature is maintained at 50°C. The mass of sample is recorded continuously during the drying process allowing to draw the drying kinetics.

## 2.4. Characterization of Transport Coefficient

The water transport phenomenon is considered to be governed by the first Fick's law, which relates the water mass flux  $F_w$  to the gradient of apparent density  $\rho_w$  through a phenomenological transport coefficient  $D_w$  [31]. It is written [32]-[34]:

$$F_w = -D_w \frac{\partial \rho_w}{\partial x} \quad (4)$$

The transport coefficient  $D_w$  depends on the fluid and the material through which the transport process develops. The various steps required to experimentally characterize this coefficient are described below.

### 2.4.1. Experimental Device and Procedure

The experimental setup is constituted of a desiccator where the relative humidity is regulated at  $RH = 6\%$  by a potassium hydroxide KOH solution (Figure 1). The cylindrical samples (Figure 1(a)) are put above the solution (Figure 1(b)) while the desiccator is placed in a thermo-regulated chamber (Memmert UFP 600) where the temperature is maintained at 50°C.

At specific time steps of the drying process, one of the samples is removed from the desiccator and immediately introduced in a cutting device to obtain slices of 2 mm thickness (Figure 1(c)) perpendicular to the axis  $ox$ . The mass water content of each slice  $w_i$  is determined by differential weighing after 48 hours drying at 70°C for complete dehydration. Since samples and boundary conditions are symmetrical, the averaged water content of symmetrical points is considered. This methodology allows accessing to water content profiles  $w(x, t)$  at different stages during the drying process (Figure 1(d)). As it aims to characterize the water transport phenomena in a unique sample from measurements obtained on various samples, it is essential to have the same initial conditions in all samples. Indeed, even if a particular attention is paid to the preparation of samples, this methodology can introduce some discrepancies. Eventually, experimental water content profiles are approximated by simple polynomial Equations (5) introducing 3 parameters  $a$ ,  $b$  and  $c$  at each time step:

$$w(x, t) = ax^4 + bx^2 + c \quad (5)$$

This expression ensures to have a symmetrical evolution with a no flux condition at the symmetry plane. Experiments are carried out at 50°C during 120 hours. It appears that for longer time period, the material starts to denature and the development of micro-organisms are observed. This would modify water transport processes and must be avoided. For lower temperature, the drying process is too slow to reach low water content values and the range of water content investigated is too narrow.

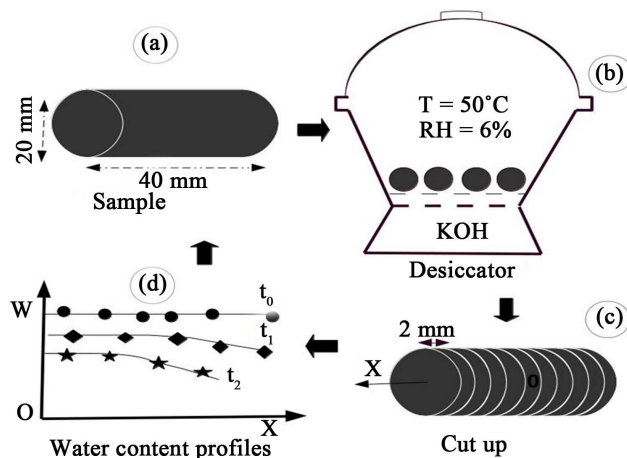


Figure 1. Principle of the experimental setup for the characterization of water transport coefficient in Spirulina samples.

### 2.4.2. Theoretical Modelling

Simplifying assumptions are considered to develop the descriptive equations of water transport:

- the material is assumed to remain diphasic along the experiment,
- the initial water content in the product is homogeneous,
- both solid and liquid phases are incompressible,
- water transport is one-dimensional along the cylindrical sample axis  $x$ .

The real mass densities are determined over intrinsic volume of water and solid phases:

$$\rho_w^* = \frac{m_w}{V_w}, \quad \rho_s^* = \frac{m_s}{V_s} \quad (6)$$

While the apparent mass densities are defined over the sample volume  $V$ :

$$\rho_w = \frac{m_w}{V}, \quad \rho_s = \frac{m_s}{V} \quad (7)$$

The material being biphasic, the apparent densities can be expressed [35] as:

$$\rho_w = \rho_w^* \frac{w}{\alpha + w} \quad (8)$$

$$\rho_s = \rho_s^* \frac{1}{\alpha + w} \quad (9)$$

where  $\alpha = \rho_w^* / \rho_s^*$  is the ratio of real densities. Considering  $u_w$  and  $u_s$  as the water and solid phase velocities along  $x$ , mass balance equations are written [36] [37]

$$\frac{\partial \rho_w}{\partial t} + \frac{\partial \rho_w u_w}{\partial x} = 0 \quad (10)$$

$$\frac{\partial \rho_s}{\partial t} + \frac{\partial \rho_s u_s}{\partial x} = 0 \quad (11)$$

The relative water mass flux with respect to solid phase is written as:

$$F_w = \rho_w (u_w - u_s) = \rho_w u_w - w \rho_s u_s \quad (12)$$

From symmetry considerations,  $u_w(0, t) = u_s(0, t) = 0$ . Thus mass balance Equations (10) and (11) can be integrated to obtain:

$$\rho_w u_w(x, t) - \rho_w u_w(0, t) = \rho_w u_w(x, t) = - \int_0^x \frac{\partial \rho_w}{\partial t} dx \quad (13)$$

$$\rho_s u_s(x, t) - \rho_s u_s(0, t) = \rho_s u_s(x, t) = - \int_0^x \frac{\partial \rho_s}{\partial t} dx \quad (14)$$

Replacing these expressions in Equation (12) leads to:

$$F_w = w \int_0^x \frac{\partial}{\partial t} \rho_s dx - \int_0^x \frac{\partial}{\partial t} \rho_w dx \quad (15)$$

Considering Equations (8) and (9), the relative water flux becomes:

$$F_w = \rho_w^* \left( w \int_0^x \frac{\partial}{\partial t} \frac{1}{\alpha + w} dx - \int_0^x \frac{\partial}{\partial t} \frac{w}{\alpha + w} dx \right) \quad (16)$$

By relying on the expression of apparent density (8), the gradient of water density introduced in Equation (4) is written:

$$G_w = \frac{\partial \rho_w}{\partial x} = \rho_w^* \frac{\partial}{\partial x} \left( \frac{w}{\alpha + w} \right) \quad (17)$$

In the case of geometry and boundary conditions used in experiments, radial water transport can be neglected so that water content is considered uniform in a cross-section at abscissa  $x$ . The main advantage provided by the fitting of water content profiles through a simple polynomial Equation (5) is that it can be inverted, derivated and integrated analytically. From Equation (4), Equation (16) and Equation (17), the transport coefficient  $D_w$  can be evaluated at various abscissa  $x$  and the methodology is developed in next section.

### 2.4.3. Assessment of Transport Coefficient

For a particular time step  $t_j$  and a given water content  $w_k$ , the fitting of the associated water content profile (Equation (5)) can be inverted to give the corresponding abscissa  $x_i$ . Knowing this abscissa, the values of the water flux  $F_w$  (Equation (16)) and the gradient of water density  $G_w$  (Equation (17)) can be computed directly.

Actually, in **Figure 1(d)**, the horizontal line associated with the given water content  $w_k$  can intersect several water content profiles providing a set of values  $(x_i, t_j)$  leading to a set of couples  $\{F_w(x_i, t_j), G_w(x_i, t_j)\}$ . This set of couples is associated to a single value of the water content  $w_k$  and must correspond to a unique value of the transport coefficient  $D_w$ . Therefore, the calculation, in this way, by scrolling over a range of water content values between of the transport coefficient from Fick's law (Equation (4)) amounts to determine the slope of the linear relation associated with the set of couples  $\{F_w(x_i, t_j), G_w(x_i, t_j)\}$ . In this way, by scrolling over a range of water content values between  $0.70 < w_k < 2.50$ , this method allows to determine the evolution of the transport coefficient  $D_w(w)$  as a function of water content.

Furthermore, the accuracy in the determination of experimental results is estimated the statistical parameters: the coefficient  $R^2$  and the root mean square error (RMSE). These parameters were expressed according to the following equations [38]-[40]:

$$\text{RMSE} = \sqrt{\frac{\sum_{z=1}^N (Y_{exp,z} - Y_{pre,z})^2}{\sum_{z=1}^N (\bar{Y}_{exp,z} - Y_{pre,z})^2}} \quad (18)$$

$$R^2 = 1 - \frac{\sum_{z=1}^N (Y_{exp,z} - Y_{pre,z})^2}{\sum_{z=1}^N (\bar{Y}_{exp,z} - Y_{pre,z})^2} \quad (19)$$

## 3. Results and Discussion

### 3.1. Desorption Isotherm

Desorption isotherm curves for both samples at 25°C and 50°C are represented in **Figure 2**. Theoretical modeling based on GAB description (Equation (3)) is also drawn while fitting parameters are given **Table 2**. The overall shape of curves is identical to those obtained by [11] with *Spirulina platensis*. The variation of desorption isotherm between 25°C and 50°C is similar to the one underlined with various food products such as banana, apple, coffee and pasta [18] [41]-[43]. It is noteworthy that the sorption behaviour is not sensitive to the geographical origin, *i.e.*, both samples cultivated in different areas lead to nearly identical measures.

According to industrial standards, the water content of *Spirulina* should not exceed 0.075 [44]. From **Figure 2**, this corresponds to a maximum relative humidity in storage atmosphere of  $RH = 28\%$  at 25°C and  $RH = 52\%$  at 50°C.

### 3.2. Water Content Profiles

The destructive method presented above allowed us to obtain a representative evolution of the distribution of water inside *Spirulina platensis* samples (**Figure 3** and **Figure 4**). These profiles are accurately approximated by a simple polynomial Equations (5). Water content profiles evidence that drying process starts from free ends and penetrates slowly inside samples. Distribution of water being heterogeneous (**Figure 3** and **Figure 4**), water loss by evaporation at the exchange surface are not completely compensated by internal transport. A significant shrinkage of the solid matrix is observed as the length of samples decreases from 20 mm to 16.4 mm. This

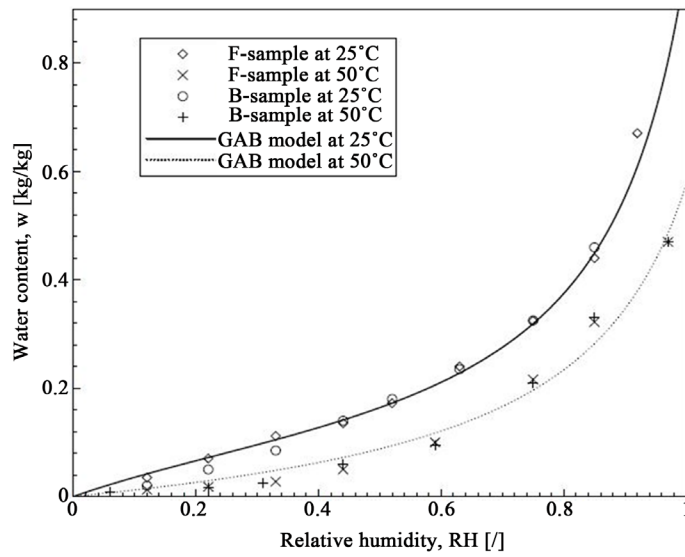


Figure 2. Desorption isotherm curves of *Spirulina platensis* at 25°C and 50°C.

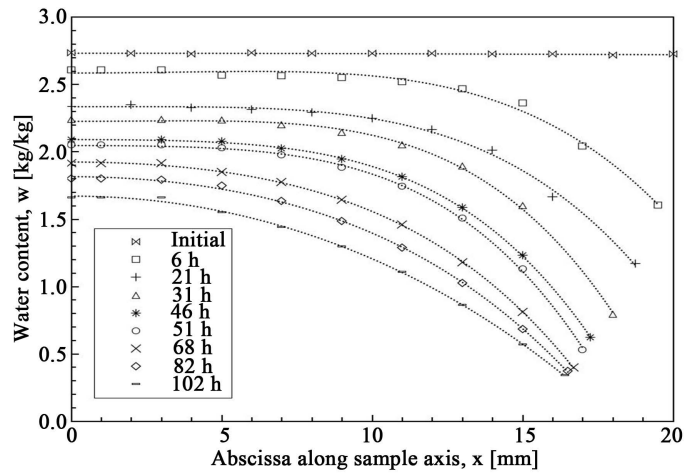


Figure 3. Water content profiles in B-sample at 50°C.

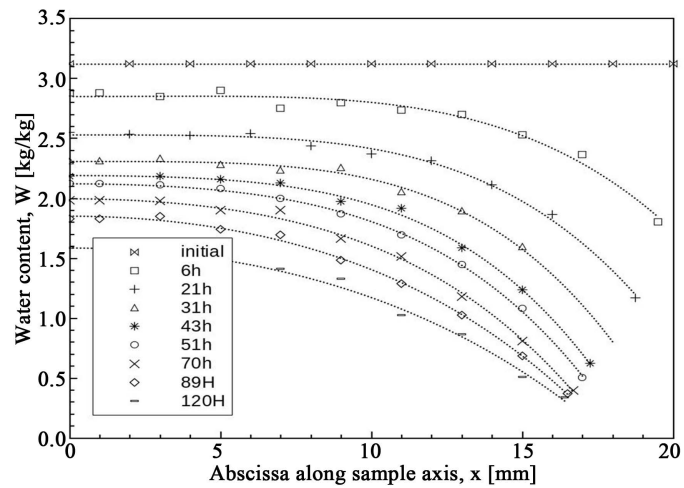


Figure 4. Water content profiles in F-sample at 50°C.



**Table 2.** Isotherm modeling parameter values.

Isotherm	Model parameters			Statistics	
	$w_m$	$K_g$	$C_g$	$R^2$	RMSE
	kg <sub>w</sub> /kg <sub>dm</sub>	---	---	%	kg <sub>w</sub> /kg <sub>dm</sub>
Model at 25°C	0.124	0.879	3.673	0.989	0.006
Model at 50°C	0.106	0.839	1.282	0.949	0.005

shrinkage causes strong concentration gradients in external parts. Similar trends have already been highlighted for highly deformable materials such as rubber [45] or Agar gel [46].

The fact that, during experiments, water content profiles remain almost at in the central part of samples means that transport coefficient is lower in both ends than in central part. The shrinkage of the solid matrix causes a significant decrease of water transport that can lead in some cases to a “croutage” of external surfaces.

### 3.3. Kinetics

The drying kinetic obtained from continuous measurement is presented in **Figure 5**. The average water content values calculated from water content profiles have been added for comparison. The good agreement observed between both drying kinetics highlights that the destructive cutting method doesn't cause perturbation of the profiles and that the influence of external conditions is negligible. So, we can consider that the water content profiles (**Figure 3** and **Figure 4**) determined from different samples are representative of the evolution of a single sample.

### 3.4. Water Transport Coefficient

From the water content profiles presented above, the range of water content that can be fairly investigated is  $0.70 < w_k < 2.50$ , *i.e.*, an horizontal line intersects at least two water content profiles. In this range of water content, the water flux  $F_w$  and the gradient of water density  $G_w$  can be determined by applying the computational procedure described in previous section. Both quantities are represented in **Figure 6** and **Figure 7** for regularly distributed values of water content. For each water content value, a fairly linear correlation is observed between water flux and density gradient. Therefore, the water transport coefficient is determined from the slope of each linear approximation.

For both *Spirulina* materials (**B** and **F**), the dependences of water transport coefficients with respect to the water content are shown in **Figure 8**. As already noticed with desorption isotherm curves, experimental results are similar whatever the geographical origin of *Spirulina* material, Burkina-Faso or France. Therefore, it is considered that both experiments are representative of a single water transport coefficient evolution. Experimental points are accurately described by the following exponential expression:

$$D_w(w) = 2.78 \times 10^{-10} + 3.33 \times 10^{-12} \exp(3.12w) \quad (20)$$

Non-linear regression procedure yielded a good correlation between experimental and theoretical data with a correlation coefficient  $R^2 > 97\%$  and a standard deviation  $\text{RMSE} < 1.16 \times 10^{-10} \text{ m}^2/\text{s}$ . This figure evidences the monotonic dependence of water transport coefficient with regard to the water content with an exponential variation. One can note a sharp increase of the transport coefficient above a water content of  $w = 2$ . This tendency has already been observed with rubber [45], Agar gel [47], clay [48], coffee [18] and wood [31]. This variation is attributed to the contraction of the porous microstructure and the reduction of pore size distribution that lead to a decrease of water permeability. In the case of *Spirulina*, the [5] has shown that the critical water content beyond which the shrinkage slow down water transport mechanism was of the order of  $w = 1.82$ .

Furthermore, previous results [45] [47] highlighted an increase of water transport coefficient for low values of water content. This would result from the stiffening of the porous skeleton and the development of wider pores. This matrix stiffening is generally concomitant with the penetration of the gas phase inside material. At this stage, drying phenomena shift from biphasic to triphasic regime and water transport mechanisms recall more elaborated modelling. This issue is beyond the scope of this paper. The transport coefficients measured in previous works are compared to those of the present study in **Table 3**.

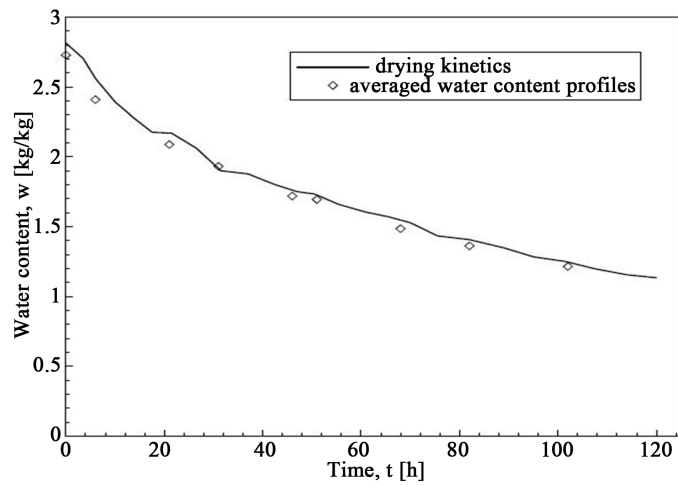


Figure 5. Comparison of drying kinetics at 50°C.

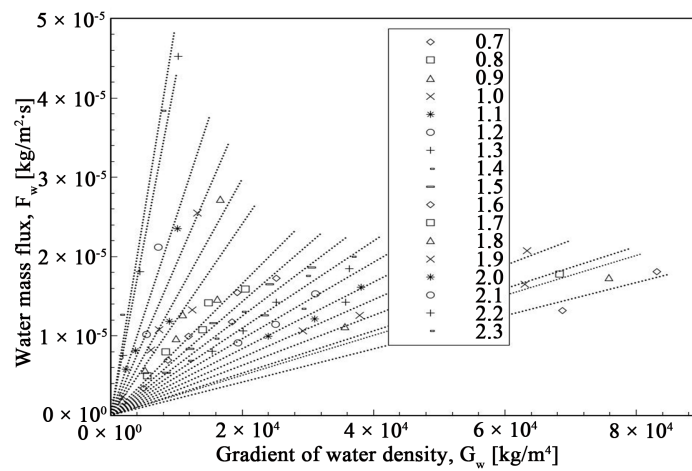


Figure 6. Water mass flux  $F_w$  as a function of the gradient of water apparent density  $G_w$  in B-sample at 50°C.

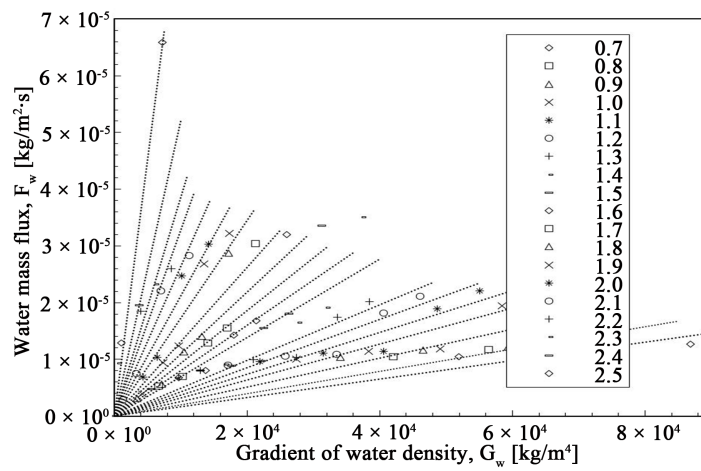


Figure 7. Water mass flux  $F_w$  as a function of the gradient of water apparent density  $G_w$  in F-sample at 50°C.

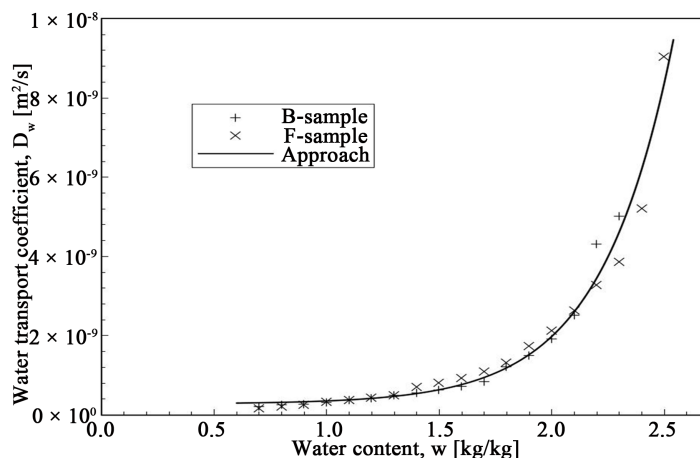


Figure 8. Water transport coefficient  $D_w$  as a function of water content at 50°C.

Table 3. Comparison of values of the transport coefficient studied than those obtained by other authors.

Reference	Geometry	Method	Drying conditions				Transport coefficient
	$d, L$ mm	---	$w_0$ kg <sub>w</sub> /kg <sub>dm</sub>	$RH$ %	$T$ °C	$V_{air}$ m/s	$D_w \times 10^{-10}$ m²/s
[12]	Cylinder $d = 3$	Crank	3.0	7 - 10	50	1.5	0.23 - 0.34
[23]	Slab $L = 60$	Crank	0.70 - 1.90	6	50	1.2	1.79 - 6.73
This study	Cylinder $d = 20$	Method present	0.70 - 2.50	6	50	0	1.70 - 6.73 - 94

We find that for water contents of the order of  $w = 3$ , the values obtained by the Crank method [12] with a velocity of the imposed air are lower than those given by cutting approach. The high values of the present study may be due to the taking into account of the solid shrinkage which contributes to push the water whereas in the case of the method Crank, it is assumed constant. The results are in agreement for low water contents where the shrinkage becomes negligible ([23], present study). This study allows us to understand the shrinkage contribution to the variation of the transport coefficient of *Spirulina platensis* on a large range of water content.

#### 4. Conclusions

Fresh material of *Spirulina platensis* has been experimentally characterized including desorption isotherm curves at 25°C and 50°C, drying kinetics and water transport phenomena. Concerning water transport, a methodology is proposed to determine the water content profiles inside a *Spirulina* sample during the drying process. These profiles are then introduced in a theoretical modelling accounting for matrix shrinkage and relative water flux leading to identifying the dependence of water transport coefficient with respect to water content. Compared to standard methods based on Crank diffusion equation that give an overall and constant value, this approach allows a more precise analysis of water transport mechanism and a local measure of transport coefficient.

While two different fresh materials have been characterized, one cultivated in Burkina-Faso and another one in France, the results highlighted that sorption behaviour and water transport properties are almost identical whatever the geographical origin. Water transport coefficient evidences an exponential dependence on water content which is in agreement with previous works carried out on various food products. Ongoing works will allow defining the transition between biphasic and triphasic drying regimes and investigating the influence of gas phase on water transport. This work would help to improve numerical simulation of water transport inside fresh material in order to optimize industrial drying processes.

## Acknowledgements

The authors are grateful to:

- Institut International d'Ingénierie de l'Eau et de l'Environnement and PIMASO for financial support which allowed the realization of this work,
- Fédération Française des Spiruliniers for the supply of Spirulina fresh product.

## References

- [1] Bouraout, M., Richard, P. and Durance, T. (1994) Microwave and Convective Drying of Potato Slices. *Journal of Food Process Engineering*, **17**, 353-363. <http://dx.doi.org/10.1111/j.1745-4530.1994.tb00343.x>
- [2] Yongsawatdigul, J. and Gunasekaran, S. (1996) Microwave Vacuum Drying of Cranberries Part II. *Journal of Food Processing and Preservation*, **20**, 145-156. <http://dx.doi.org/10.1111/j.1745-4549.1996.tb00851.x>
- [3] Feng, H. and Tang, J. (1998) Microwave Finish Drying of Diced Apples in a Spouted Bed. *Journal of Food Science*, **63**, 679-683. <http://dx.doi.org/10.1111/j.1365-2621.1998.tb15811.x>
- [4] Maskan, M. (2001) Kinetics of Colour Change of Kiwifruits during Hot Air and Microwave Drying. *Journal of Food Engineering*, **48**, 169-175. [http://dx.doi.org/10.1016/S0260-8774\(00\)00154-0](http://dx.doi.org/10.1016/S0260-8774(00)00154-0)
- [5] Gowen, A.A., Abu-Ghannam, N., Frias, J. and Oliveira, J. (2008) Modeling Dehydration and Rehydration of Cooked Soybeans Subjected to Combined Microwave-Hot-Air Drying. *Innovative Food Science et Emerging Technologies*, **9**, 129-137. <http://dx.doi.org/10.1016/j.ifset.2007.06.009>
- [6] Tsarahevitra, J., Loc, C. and Marie-Jose, L. (2004) Adaptation des souches de spiruline du sud demadagascar à la culture en eau de mer. In: Colloque international sur les cyanobactéries pour la santé, la science et le développement, Ile des Embiez.
- [7] Enzing, C., Ploeg, M., Barbosa, M. and Sijtsma, L. (2014) Microalgae Based Products for the Food and Feed Sector: An Outlook for Europe. IPTS Institute for Prospective technological Studies, JRC, Seville.
- [8] Dissa, A., Desmorieux, H., Savadogo, P., Segda, B.G. and Koulidiati, J. (2010) Shrinkage, Porosity and Density Behaviour during Convective Drying of Spirulina. *Journal of Food Engineering*, **97**, 410-418. <http://dx.doi.org/10.1016/j.jfoodeng.2009.10.036>
- [9] Bonazzi, C., Dumoulin, E. and Bimbenet, J.-J. (2008) Le séchage des produits alimentaires. *Industrie Alimentaire Agricole*, **125**, 12-22.
- [10] Desmorieux, H. and Hernandez, F. (2004) Biochemical and Physical Criteria of Spirulina after Different Drying Processes. *Proceedings of the 14<sup>th</sup> International Drying Symposium (IDS 2004)*, São Paulo, 22-25 August 2004, 900-907.
- [11] Desmorieux, H. and Decaen, N. (2005) Convective Drying of Spirulina in Thin Layer. *Journal of Food Engineering*, **66**, 497-503. <http://dx.doi.org/10.1016/j.jfoodeng.2004.04.021>
- [12] Oliveira, E., Rosa, G., Moraes, M. and Pinto, L. (2009) Characterization of Thin Layer Drying of Spirulina Platensis Utilizing Perpendicular Air Flow. *Bioresource Technology*, **100**, 1297-1303. <http://dx.doi.org/10.1016/j.biortech.2008.05.052>
- [13] Mendiola, J.A., Marin, F.R., Hernandez, S.F., Arredondo, B.O., Senorans, F.J. and Ibanez, E. (2005) Characterization via LCDAD and LC-MS/MS of Supercritical Fluid Antioxidant Extracts of *Spirulina platensis* Microalga. *Journal of Separation Science*, **28**, 1031-1038. <http://dx.doi.org/10.1002/jssc.200500035>
- [14] Desmorieux, H., Madiouli, J., Herraud, C. and Mouaziz, H. (2010) Effects of Size and Form of Arthrospira Spirulina Biomass on the Shrinkage and Porosity during Drying. *Journal of Food Engineering*, **100**, 585-595. <http://dx.doi.org/10.1016/j.jfoodeng.2010.03.021>
- [15] Lagunez-Rivera, L., Ruiz-Lpez, I.I., Garca-Alvarado, M.A. and Salgado-Cervantes, M.A. (2007) Mathematical Simulation of the Effective Diffusivity of Water during Drying of Papaya. *Drying Technology*, **25**, 1633-1638. <http://dx.doi.org/10.1080/07373930701590772>
- [16] Trujillo, F.J., Wiangkaew, C. and Pham, Q.T. (2007) Drying Modeling and Water Diffusivity in Beef Meat. *Journal of Food Engineering*, **78**, 74-85. <http://dx.doi.org/10.1016/j.jfoodeng.2005.09.010>
- [17] Hernandez-Diaz, W., Ruiz-Lopez, I., Salgado-Cervantes, M., Rodriguez-Jimenes, G. and Garcia-Alvarado, M. (2008) Modeling Heat and Mass Transfer during Drying of Green Coffee Beans Using Prolate Spheroidal Geometry. *Journal of Food Engineering*, **86**, 1-9.
- [18] Ramirez-Martinez, A., Salgado-Cervantes, M., Rodriguez-Jimenes, G., Garcia-Alvarado, M., Cherblanc, F. and Bénet, J.-C. (2013) Water Transport in Parchment and Endosperm of Coffee Bean. *Journal of Food Engineering*, **114**, 375-383. <http://dx.doi.org/10.1016/j.jfoodeng.2012.08.028>
- [19] Ouoba, K.H., Zougmor, F., Sam, R., Toguyeni, A. and Desmorieux, H. (2014) Characterization of Okra Convective

- Drying, Influence of Maturity. *Food and Nutrition Sciences*, **5**, 590-597. <http://dx.doi.org/10.4236/fns.2014.56069>
- [20] Pinto, L.A.A. and Tobinaga, S. (2006) Diffusive Model with Shrinkage in the Thin-Layer Drying of Fish Muscles. *Drying Technology*, **24**, 509-516. <http://dx.doi.org/10.1080/07373930600612040>
- [21] Ruiz-Lopez, I., Ruiz-Espinosa, E., Arellanes-Lozada, P., Barcenos-Pozos, M. and Garca-Alvarado, M. (2012) Analytical Model for Variable Moisture Diffusivity Estimation and Drying Simulation of Shrinkable Food Products. *Journal of Food Engineering*, **108**, 427-435. <http://dx.doi.org/10.1016/j.jfoodeng.2011.08.025>
- [22] Crank, J. (1975) *The Mathematics of Diffusion*. Oxford University Press, London.
- [23] Dissa, A., Compaore, A., Tiendrebeogo, E. and Koulidiati, J. (2014) An Effective Moisture Diffusivity Model Deduced from Experiment and Numerical Solution of Mass Transfer Equations for a Shrinkable Drying Slab of Microalgae *Spirulina*. *Drying Technology*, **32**, 1231-1244. <http://dx.doi.org/10.1080/07373937.2014.897234>
- [24] Tharwat, A.A. and Alturki, S.M. (2014) *Spirulina Platensis* Production Using Date Palm Substances and Low Cost Media in the Climatic Conditions of Saudi Arabia. *Advances in Environmental Biology*, **8**, 2350-2356.
- [25] NFX15-119 (1999) Mesure de l'humidité de l'air—Générateurs d'air humide à solutions salines pour l'étalonnage des hygromètres. Association Française de Normalisation (AFNOR).
- [26] Chemkhi, S., Zagrouba, F. and Bellagi, A. (2004) Mathematical Model for Drying of Highly Shrinkable Media. *Drying Technology*, **22**, 1023-1039. <http://dx.doi.org/10.1081/DRT-120038578>
- [27] Palou, E., Lopez-Malo, A. and Argaz, A. (1997) Effect of Temperature on the Moisture Sorption Isotherms of Some Cookies and Corn Snacks. *Journal of Food Sciences*, **31**, 85-93. [http://dx.doi.org/10.1016/s0260-8774\(96\)00019-2](http://dx.doi.org/10.1016/s0260-8774(96)00019-2)
- [28] Timmermann, E.O., Chirife, J. and Iglesias, H.A. (2001) Water Sorption Isotherms of Foods and Foodstuffs: Bet or Gab Parameters? *Journal of Food Engineering*, **48**, 19-31. [http://dx.doi.org/10.1016/S0260-8774\(00\)00139-4](http://dx.doi.org/10.1016/S0260-8774(00)00139-4)
- [29] Furmaniak, S., Terzyk, A. and Gauden, P. (2007) The General Mechanism of Water Sorption on Foodstuffs—Importance of the Multitemperature Fitting of Data and the Hierarchy of Models. *Journal of Food Engineering*, **82**, 528-535. <http://dx.doi.org/10.1016/j.jfoodeng.2007.03.012>
- [30] Dissa, A., Desmorieux, H., Bathiebo, J. and Koulidiati, J. (2008) Convective Drying Characteristics of Amelie Mango (*Mangifera indica* l. cv. "Amelie") with Correction for Shrinkage. *Journal of Food Engineering*, **88**, 429-437. <http://dx.doi.org/10.1016/j.jfoodeng.2008.03.008>
- [31] Anoua, M., Ramirez-Martinez, A., Cherblanc, F. and Bénet, J.-C. (2014) The Use of Chemical Potential to Describe Water Transfer in Complex Media with Strong Solid-Liquid Bonding. *Transport in Porous Media*, **102**, 111-122. <http://dx.doi.org/10.1007/s11242-013-0265-4>
- [32] Doymaz, I. (2002) Hot-Air Drying Characteristics of Red Pepper. *Journal of Food Engineering*, **55**, 331-335. [http://dx.doi.org/10.1016/S0260-8774\(02\)00110-3](http://dx.doi.org/10.1016/S0260-8774(02)00110-3)
- [33] Carmo, J. and Lima, A. (2005) Drying of Lentil Including Shrinkage: A Numerical Simulation. *Drying Technology*, **23**, 1977-1992. <http://dx.doi.org/10.1080/07373930500210424>
- [34] Doymaz, I. (2012) Air-Drying Characteristics, Effective Moisture Diffusivity and Activation Energy of Grape Leaves. *Journal of Food Processing and Preservation*, **36**, 161-168. <http://dx.doi.org/10.1111/j.1745-4549.2011.00557.x>
- [35] Mihoubi, D., Zagrouba, F., Vaxelaire, J., Bellagi, A. and Roques, M. (2004) Transfer Phenomena during the Drying of a Shrinkable Product: Modeling and Simulation. *Drying Technology*, **22**, 91-109. <http://dx.doi.org/10.1081/DRT-120028216>
- [36] Hawladsr, M., Ho, J. and Qing, Z. (1999) A Mathematical Model for Drying of Shrinking Materials. *Drying Technology*, **17**, 27-47. <http://dx.doi.org/10.1080/07373939908917517>
- [37] Couture, F., Laurent, S. and Roques, M.A. (2007) Drying of Two-Phase Media: Simulation with Liquid Pressure as Driven Force. *AIChE Journal*, **53**, 1401-1413. <http://dx.doi.org/10.1002/aic.11213>
- [38] Doymaz, I. (2004) Convective Air Drying Characteristics of Thin Layer Carrots. *Journal of Food Engineering*, **61**, 359-364. [http://dx.doi.org/10.1016/S0260-8774\(03\)00142-0](http://dx.doi.org/10.1016/S0260-8774(03)00142-0)
- [39] Bialobrzeski, I. (2006) Simultaneous Heat and Mass Transfer in Shrinkable Apple Slab during Drying. *Drying Technology*, **24**, 551-559. <http://dx.doi.org/10.1080/07373930600626396>
- [40] Janjai, S., Bala, B.K., Tohsing, K., Mahayothee, B., Haewsuncharern, M., Muhlbauer, W. and Muller, J. (2006) Equilibrium Moisture Content and Heat of Sorption of Longan (*Dimocarpus longan* Lour.). *Drying Technology*, **24**, 1691-1696. <http://dx.doi.org/10.1080/07373930601031661>
- [41] Wolf, W., Spiess, W. and Jung, G. (1973) The Water Vapor Sorption Isotherms of Foodstuffs. *Lebensmittel-Wissenschaft und Technologie*, **6**, 94-96.
- [42] Iglesia, H.A. and Chirife, J. (1982) *Handbook of Food Isotherms, Water Sorption Parameters for Food and Food Components*. Academic Press, Waltham.

- [43] Bénét, J.-C., Ramirez-Martinez, A., Ouedraogo, F. and Cherblanc, F. (2012) Measurement of the Chemical Potential of a Liquid in Porous Media. *Journal of Porous Media*, **15**, 1019-1029. <http://dx.doi.org/10.1615/JPorMedia.v15.i11.30>
- [44] Henrikson, R. (2000) Earthfood Spirulina. Earthrise, Ronore Enterprises.
- [45] Auria, R. and Bénét, J.-C. (1990) Transport de l'eau dans une feuille de caoutchouc naturel pendant la période de séchage à vitesse décroissante. *International Journal of Heat and Mass Transfer*, **33**, 1885-1894. [http://dx.doi.org/10.1016/0017-9310\(90\)90220-O](http://dx.doi.org/10.1016/0017-9310(90)90220-O)
- [46] Mrani, I., Bénét, J. and Fras, G. (1995) Transport of Water in a Biconstituent Elastic Medium. *Applied Mechanics Reviews*, **48**, 717-721. <http://dx.doi.org/10.1115/1.3005053>
- [47] Mrani, I. and Bénét, J.-C. (2005) Relaxation de contraintes et fissurations induites par une redistribution d'eau en milieu biphasique élastique. *Mécanique et Industries*, **6**, 529-538. <http://dx.doi.org/10.1051/meca:2005065>
- [48] Ketelaars, A., Pel, L., Coumans, W. and Kerkhof, P. (1995) Drying Kinetics: A Comparison of Diffusion Coefficients from Moisture Concentration Profiles and Drying Curves. *Chemical Engineering Science*, **50**, 1187-1191. [http://dx.doi.org/10.1016/0009-2509\(94\)00494-C](http://dx.doi.org/10.1016/0009-2509(94)00494-C)

## Nomenclature

RH	relative humidity (%)	$Y_{pre,j}$	the $i$ th predicted value of $Y$
$db$	dry matter (kg <sub>w</sub> /kg <sub>dm</sub> )	$\bar{Y}_{exp,j}$	mean experimental value of $Y$
$d$	cylinder diameter	$Y_{exp,j}$	given drying parameter $Y$
$w$	water content (kg/kg)	<b>Greek Letters</b>	
$a_w$	water activity (/)	$\alpha$	real densities ratio (/)
$D_w$	transport coefficient (m <sup>2</sup> /s)	$\rho_s$	solid apparent density (kg/m <sup>3</sup> )
$F_w$	mass water flux (kg·m <sup>-2</sup> ·s <sup>-1</sup> )	$\rho_w$	water apparent density (kg/m <sup>3</sup> )
$G_w$	gradient of water density (kg/m <sup>4</sup> )	$\rho_s^*$	solid real density (kg/m <sup>3</sup> )
$m_{eq}$	equilibrium mass of sample (kg)	$\rho_w^*$	water real density (kg/m <sup>3</sup> )
$m_i$	sample initial mass (kg)	$\phi$	porosity (/)
$L$	slab length	<b>Subscripts</b>	
$m_s$	dry mass of sample (kg)	0	initial
$u_s$	velocity of the solid phase (m/s)	$Z$	number counter of parameters
$u_w$	velocity of the liquid phase (m/s)	$i, j$	respectively abscissa and time counters
$N$	number of observations	$w, dm$	water, dry matter
$R^2$	correlation coefficient (%)	$eq$	equilibrium
RMSE	root mean square error (kg/kg)	$Exp$	experimental
$w_{eq}$	equilibrium moisture content (kg/kg)	$Pre$	predicted
$Y$	given drying parameter	$s$	solid