



HAL
open science

Vibrato and Automatic Differentiation for High Order Derivatives and Sensitivities of Financial Options

Gilles Pagès, Olivier Pironneau, Guillaume Sall

► **To cite this version:**

Gilles Pagès, Olivier Pironneau, Guillaume Sall. Vibrato and Automatic Differentiation for High Order Derivatives and Sensitivities of Financial Options. 2015. hal-01234637v1

HAL Id: hal-01234637

<https://hal.science/hal-01234637v1>

Preprint submitted on 27 Nov 2015 (v1), last revised 22 Jan 2016 (v2)

HAL is a multi-disciplinary open access archive for the deposit and dissemination of scientific research documents, whether they are published or not. The documents may come from teaching and research institutions in France or abroad, or from public or private research centers.

L'archive ouverte pluridisciplinaire **HAL**, est destinée au dépôt et à la diffusion de documents scientifiques de niveau recherche, publiés ou non, émanant des établissements d'enseignement et de recherche français ou étrangers, des laboratoires publics ou privés.

Vibrato and Automatic Differentiation for High Order Derivatives and Sensitivities of Financial Options

Gilles Pagès*, Olivier Pironneau†, Guillaume Sall‡

November 27, 2015

Abstract

This paper deals with the computation of second or higher order greeks of financial securities. It combines two methods, Vibrato and automatic differentiation and compares with other methods. We show that this combined technique is faster than standard finite difference, more stable than automatic differentiation of second order derivatives and more general than Malliavin Calculus. We present a generic framework to compute any greeks and present several applications on different types of financial contracts: European and American options, multidimensional Basket Call and stochastic volatility models such as Heston's model. We give also an algorithm to compute derivatives for the Longstaff-Schwartz Monte Carlo method for American options. We also extend automatic differentiation for second order derivatives of options with non-twice differentiable payoff.

Keywords: Vibrato; Automatic Differentiation; High Order Derivative; Greeks; Monte Carlo Method; Option Pricing; Path-Dependent Option; High Dimension; Euler Scheme.

1 Introduction

Due to BASELS III regulations, banks are requested to evaluate the sensitivities of their portfolios every day (risk assessment). Some of these portfolios are huge and sensitivities are time consuming to compute accurately. Faced with the problem of building a software for this task and distrusting automatic differentiation for non-differentiable functions, we turned to an idea developed by Mike Giles called Vibrato.

Vibrato at core is a differentiation of a combination of likelihood ratio method and pathwise evaluation. In Giles [11], it is shown that the computing time, stability and precision are enhanced compared with straight forward finite difference of the full Monte Carlo path.

In many cases, double sensitivities, i.e. second derivatives with respect to parameters, are needed (e.g. gamma hedging).

Finite difference approximation of sensitivities is a very simple method but its precision is hard to control because relies on the appropriate choice of the increment. Automatic differentiation of computer programs bypass the difficulty and its computing cost is similar to finite

*Laboratoire de Probabilités et Modèles Aléatoires, UMR 7599, UPMC, Case 188, 4 pl. de Jussieu, F-75252 Paris Cedex 5, France, E-mail: gilles.pages@upmc.fr

†Laboratoire Jacques Louis Lions, UMR 7598, Case 187, 4 pl. de Jussieu, F-75252 PARIS Cedex 5, France, E-mail: olivier.pironneau@upmc.fr

‡Laboratoire de Probabilités et Modèles Aléatoires, UMR 7599, UPMC, Case 188, 4 pl. de Jussieu, F-75252 Paris Cedex 5, France, E-mail: guillaume.sall@upmc.fr

difference, if not cheaper. But in finance the payoff is not twice differentiable and so generalized derivatives have to be used requiring approximations of Dirac functions or which the precision is also doubtful.

The purpose of this paper is to investigate the feasibility of Vibrato for second and higher derivatives. We will first compare Vibrato applied twice with the analytic differentiation of Vibrato and show that it is equivalent; as the second is easier we propose the best compromise for second derivatives: Automatic Differentiation of Vibrato.

In [7], Capriotti has recently investigated the coupling of different mathematical methods – namely pathwise and likelihood ratio methods – with an Automatic differentiation technique for the computation of the second order greeks; here we follow the same idea but with Vibrato and also for the computation for higher order derivative.

Automatic Differentiation (AD) of computer program as described by Greiwank in [17], [18] and Hascoet [20] can be used in direct or reverse mode. In direct mode the computing cost is similar to finite difference but with no roundoff errors on the results: the method is exact because every line of the computer program which implements the financial option is differentiated exactly. The computing cost of a first derivative is similar to running the program twice.

Unfortunately, for many financial products the first or the second sensitivities do not exist at some point, as for the standard Digital option at $x = K$; even the payoff of the a plain vanilla european option is not twice differentiable at $x = K$, yet the Gamma is well defined and that is because it is an integral of a Dirac function, which makes sense; in short the end result is well defined but the intermediate steps of AD are not.

We tested ADOL-C [19] and tried to compute the Hessian matrix for a standard European Call option in the Black-Scholes model but the results were wrong. So we adapted our AD library based on operator overloading by including approximations of Dirac functions and obtained decent results; this is the second conclusion of the paper: AD for second sensitivities can be made to work; it is simpler than Vibrato+AD (VAD) but it is risky and slightly more computer intensive.

More details on AD can be found in Giles et al. [10], Pironneau [33], Capriotti [6], Homescu [25] and the references therein.

An important constraint when designing costly softwares for risk assessment is to be compatible with the history of the company which contracts the software; most of the time this rules out the use of partial differential equations (see [1]) as most quant companies use Monte Carlo algorithms for pricing their portfolios.

For security derivatives computed by a Monte Carlo method, the computation of their sensitivities with respect to a parameter is most easily approximated by finite difference thus requiring the reevaluation of the security with a incremented parameter. It is also known as the *shock* method. There are two problems with this method: it is imprecise when generalized to higher order derivatives and expensive for multidimensional problems with multiple parameters. The n^{th} derivative of a security with p parameters requires $(n + 1)p$ evaluations; furthermore the choice of the perturbation parameter is tricky.

From a semi-analytical standpoint the most natural way to compute a sensitivity is the pathwise method described in Glasserman [13] which amounts to compute the derivative of the payoff for each simulation path. Unfortunately, this technique happens to be inefficient for certain types of payoffs including some often used in quantitative finance like Digitals or Barrier options. For instance as it is not possible to obtain the Delta of a Digital Call that way (the derivative of the expectation of a Digital payoff is not equal to the expectation of the derivative of the Digital payoff, which in fact does not exist as a function), the pathwise method can not evaluate the Gamma of a Call option in a standard Black-Scholes model. The pathwise derivative estimation is also called *infinitesimal perturbation* and there is a large literature on this subject; see for

example Ho et al. [23] and in Suri et al. [36]. A general framework for some applications to option pricing is given in Glasserman [12].

There are also two well known mathematical methods to obtain sensitivities, the so-called likelihood ratio method and the Malliavin calculus. However, as the pathwise method, both have their own advantage and drawback. For the former, the method consists in differentiating the probability density of the underlying and clearly, it is not possible to compute greeks if the probability density of the underlying is not known. Yet the method has a great advantage in that the probability densities are generally smooth functions of their parameters even when payoff functions are not. This method has been developed primarily in Glynn [15], Reiman et al. [34], Rubinstein [35] and some financial applications in Broadie et al. [5] and Glasserman et al. [14].

As for the Malliavin calculus, the computation of the greeks consists in writing the expectation of the original payoff function times a specific factor i.e. the Malliavin weight which is a Skorohod integral, the adjoint operator of the Malliavin derivative. The main problem of this method is that the computation of the Malliavin weight can be complex and/or computationally expensive for a high dimensional problem. Several articles deal with the computation of greeks via Malliavin calculus, Fournié et al. [9], Benhamou [2] and Gobet et al. [16] to cite a few. The precision of the Malliavin formulae also degenerate for short maturities.

Both the likelihood ratio and the Malliavin calculus are generally faster than the pathwise or finite difference method because once the terms in front of the payoff function (the weight is computed analytically, the approximation of a greek in a unidimensional case is almost equivalent to the cost of the evaluation of the pricing function). One problematic inconvenient of these methods in industry is that they require a new analysis for each new problem.

The paper is organized as follows; in section 2 we begin by recalling the Vibrato method for first order derivatives as in Giles [11] for the univariate and the multivariate case. We then generalize the method for the second and higher order derivatives with respect to one or several parameters and we describe the coupling to an analytical or Automatic differentiation method to obtain an additional order of differentiation.

In section 3, we recall briefly the different method of Automatic differentiation. We describe the direct and the adjoint or reverse mode to differentiate a computer program. We also explain how it can be extended to some non differentiable functions.

Section 4 deals with several applications to different derivative securities, we show some results of second order derivatives (Gamma, Vomma and Vanna) and third order derivatives in the case of a standard European Call option: the sensitivity of the Gamma with respect to changes in the underlying asset and a cross-derivatives with respect to the underlying asset, the volatility and the interest rate. Also, we compare different technique of Automatic differentiation and we give some details about our computer implementations.

In section 5 we study some path-dependent products; we apply the combined Vibrato plus Automatic differentiation method to the computation of the Gamma for an American Put option computed with the Longstaff Schwartz algorithm [30]. We also illustrate the method on a multidimensional Basket option (section 4) and on a European Call with Heston's model in section 6. In section 7, we study the computing time for the evaluation of the Hessian matrix of a standard European Call Option in the Black-Scholes model. Finally, in section 8 we compare VADs to Malliavin's and to the likelihood ratio method in the context of short maturities.

2 Vibrato

Vibrato was introduced by Giles in [11]; it is based on a reformulation of the payoff which is better suited to differentiation. The Monte Carlo path is split into the last time step and its

past. Let us explain the method on a plain vanilla multi-dimensional option.

First, let us recall the likelihood ratio method for derivatives.

Let the parameter set Θ be a subset of \mathbb{R}^p . Let $b : \Theta \times \mathbb{R}^d \rightarrow \mathbb{R}^d$, $\sigma : \Theta \times \mathbb{R}^d \rightarrow \mathbb{R}^{d \times q}$ and let $(W_t)_{t \geq 0}$ be a q -dimensional standard Brownian motion defined on a probability space $(\Omega, \mathcal{A}, \mathbb{P})$.

Lemma 1 (Log-likelihood ratio)

Let $p(\theta, y)$ the probability density of a random variable $X(\theta)$ which is function of θ ; consider

$$\mathbb{E}[V(X(\theta))] = \int_{\mathbb{R}^d} V(y)p(\theta, y)dy \quad (1)$$

If $\theta \mapsto p(\theta, y)$ is differentiable at $\theta^0 \in \Theta$, then, under a standard domination or a uniform integrability assumption one can interchange differentiation and integration : for $i = 1, \dots, p$,

$$\frac{\partial}{\partial \theta_i} \left[\mathbb{E}[V(X(\theta))] \right]_{|\theta=\theta^0} = \int_{\mathbb{R}^d} V(y) \frac{\partial \log p}{\partial \theta_i}(\theta^0, y) p(\theta^0, y) dy = \mathbb{E} \left[V(X(\theta^0)) \frac{\partial \log p}{\partial \theta_i}(\theta^0, X(\theta^0)) \right] \quad (2)$$

2.1 Vibrato for a European Contract

Let $X = (X_t)_{t \in [0, T]}$ be a diffusion process, strong solution of the following Stochastic Differential Equation (SDE)

$$dX_t = b(\theta, X_t) dt + \sigma(\theta, X_t) dW_t, \quad X_0 = x. \quad (3)$$

For simplicity and without loss of generality we assume that $q = d$; so σ is a square matrix. Obviously X_t depends on θ ; for clarity we write X_t or $X_t(\theta)$ when the context requires it.

Given $n > 0$, the Euler scheme with constant step $h = \frac{T}{n}$, defined below in (4), approximates X_t at time $t_k^n = kh$, i.e. $\bar{X}_k^n \approx X_{kh}$, recursively defined by

$$\bar{X}_k^n = \bar{X}_{k-1}^n + b(\theta, \bar{X}_{k-1}^n)h + \sigma(\theta, \bar{X}_{k-1}^n)\sqrt{h}Z_k, \quad \bar{X}_0 = x, \quad k = 1, \dots, n, \quad (4)$$

where $\{Z_{ki}\}_{k=1, \dots, n}^{i=1, \dots, d}$ are independent random Gaussian $\mathcal{N}(0, I_{dn})$ vectors. The relation between W and Z is

$$W_{t_k^n} - W_{t_{k-1}^n} = \sqrt{h}Z_k. \quad (5)$$

Note that $\bar{X}_n^n = \mu_{n-1}(\theta) + \sigma_{n-1}(\theta)\sqrt{h}Z_n$ with

$$\mu_{n-1}(\theta) = \bar{X}_{n-1}^n(\theta) + b(\theta, \bar{X}_{n-1}^n(\theta))h \quad \text{and} \quad \sigma_{n-1}(\theta) = \sigma(\theta, \bar{X}_{n-1}^n(\theta)). \quad (6)$$

Then for any Borel function $V : \mathbb{R}^d \rightarrow \mathbb{R}$ such that $\mathbb{E}|V(\bar{X}_n^n(\theta))| < +\infty$,

$$\mathbb{E} [V(\bar{X}_n^n(\theta))] = \mathbb{E} [\mathbb{E} [V(\bar{X}_n^n(\theta)) | (W_k)_{k=0, \dots, n-1}]] = \mathbb{E} [\mathbb{E} [V(\bar{X}_n^n(\theta)) | \bar{X}_{n-1}^n]]. \quad (7)$$

This follows from the obvious fact that the Euler scheme defines a Markov chain \bar{X} with respect to the filtration $\mathcal{V}_k = \sigma(W_{t_\ell^n}, \ell = 0, \dots, k)$.

Furthermore, by homogeneity of the chain,

$$\mathbb{E} [V(\bar{X}_n^n(\theta)) | \bar{X}_{n-1}^n] = \left\{ \mathbb{E}_x [V(\bar{X}_1^n(x, \theta))] \right\}_{|x=\bar{X}_{n-1}^n} = \left\{ \mathbb{E}[V(\mu + \sigma\sqrt{h}Z)] \right\}_{\substack{\mu = \mu_{n-1}(\theta) \\ \sigma = \sigma_{n-1}(\theta)}} \quad (8)$$

Where $\bar{X}_1^n(x, \theta)$ denotes the value at time t_1^n of the Euler scheme with $k = 1$, starting at x and where the last expectation is with respect to Z .

2.2 First Order Vibrato

We denote $\varphi(\mu, \sigma) = \mathbb{E} [V(\mu + \sigma\sqrt{h}Z)]$. From (7) and (8), for any $i \in (1, \dots, p)$

$$\frac{\partial}{\partial \theta_i} \mathbb{E}[V(\bar{X}_n^n(\theta))] = \mathbb{E} \left[\frac{\partial}{\partial \theta_i} \left\{ \mathbb{E}[V(\mu + \sigma\sqrt{h}Z)] \right\}_{\substack{\mu = \mu_{n-1}(\theta) \\ \sigma = \sigma_{n-1}(\theta)}} \right] = \mathbb{E} \left[\frac{\partial \varphi}{\partial \theta_i}(\mu_{n-1}(\theta), \sigma_{n-1}(\theta)) \right]. \quad (9)$$

and

$$\frac{\partial \varphi}{\partial \theta_i}(\mu_{n-1}, \sigma_{n-1}) = \frac{\partial \mu_{n-1}}{\partial \theta_i} \cdot \frac{\partial \varphi}{\partial \mu}(\mu_{n-1}, \sigma_{n-1}) + \frac{\partial \sigma_{n-1}}{\partial \theta_i} : \frac{\partial \varphi}{\partial \sigma}(\mu_{n-1}, \sigma_{n-1}) \quad (10)$$

where \cdot denotes the scalar product and $:$ denotes the trace of the product of the matrices.

Lemma 2 *The θ_i -tangent process to X , $Y_t = \frac{\partial X_t}{\partial \theta_i}$, is defined as the solution of the following SDE (see Kunita [27])*

$$dY_t = [b'_{\theta_i}(\theta, X_t) + b'_x(\theta, X_t)Y_t] dt + [\sigma'_{\theta_i}(\theta, X_t) + \sigma'_x(\theta, X_t)Y_t] dW_t, \quad Y_0 = \frac{\partial X_0}{\partial \theta_i} \quad (11)$$

where the primes denote standard derivatives.

As for \bar{X}_k^n in (4) we may discretize (11) by

$$\bar{Y}_{k+1}^n = [b'_{\theta_i}(\theta, \bar{X}_k^n) + b'_x(\theta, \bar{X}_k^n)\bar{Y}_k^n] h + [\sigma'_{\theta_i}(\theta, \bar{X}_k^n) + \sigma'_x(\theta, \bar{X}_k^n)\bar{Y}_k^n] \sqrt{h}Z_{k+1} \quad (12)$$

Then from (6),

$$\begin{aligned} \frac{\partial \mu_{n-1}}{\partial \theta_i} &= \bar{Y}_{n-1}^n(\theta) + h [b'_{\theta_i}(\theta, \bar{X}_{n-1}^n(\theta)) + b'_x(\theta, \bar{X}_{n-1}^n(\theta))\bar{Y}_{n-1}^n(\theta)] \\ \frac{\partial \sigma_{n-1}}{\partial \theta_i} &= \sqrt{h} [\sigma'_{\theta_i}(\theta, \bar{X}_{n-1}^n(\theta)) + \sigma'_x(\theta, \bar{X}_{n-1}^n(\theta))\bar{Y}_{n-1}^n(\theta)]. \end{aligned} \quad (13)$$

So far we have shown the following

Lemma 3 *When $X_n^n(\theta)$ is given by (4), then $\frac{\partial}{\partial \theta_i} \mathbb{E}[V(\bar{X}_n^n(\theta))]$ is given by (9) with (10), (13) and (12).*

In (4) b and σ are constant in the time interval $(kh, (k+1)h)$, therefore the conditional probability of \bar{X}_n^n given \bar{X}_{n-1}^n is

$$p(x) = \frac{1}{(\sqrt{2\pi})^d \sqrt{|\Sigma|}} e^{-\frac{1}{2}(x-\mu)^T \Sigma^{-1}(x-\mu)} \quad (14)$$

where μ and $\Sigma = h\sigma\sigma^T$ are evaluated at time $(n-1)h$ and given by (6). As in Dwyer et al. [8],

$$\begin{aligned} \frac{\partial}{\partial \mu} \log p(x) &= \Sigma^{-1}(x - \mu) & \Rightarrow \frac{\partial}{\partial \mu} \log p(x)|_{x=X_n^n} &= \sigma^{-T} \frac{Z}{\sqrt{h}} \\ \frac{\partial}{\partial \Sigma} \log p(x) &= -\frac{1}{2}\Sigma^{-1} + \frac{1}{2}\Sigma^{-1}(x - \mu)(x - \mu)^T \Sigma^{-1} & \Rightarrow \frac{\partial}{\partial \Sigma} \log p(x)|_{x=X_n^n} &= \frac{1}{2h}\sigma^{-T}(ZZ^T - I)\sigma^{-1}. \end{aligned}$$

Finally, applying Lemma 3 and Lemma 1 gives

Proposition 1 (Vibrato, multidimensional first order case)

$$\begin{aligned}
\frac{\partial}{\partial \theta_i} \mathbb{E}[V(\bar{X}_n^n(\theta))] &= \mathbb{E} \left[\frac{\partial}{\partial \theta_i} \left\{ \mathbb{E}[V(\mu + \sigma\sqrt{h}Z)] \right\} \Bigg|_{\substack{\mu = \mu_{n-1}(\theta) \\ \sigma = \sigma_{n-1}(\theta)}} \right] \\
&= \mathbb{E} \left[\frac{1}{\sqrt{h}} \frac{\partial \mu}{\partial \theta_i} \cdot \mathbb{E} \left[V(\mu + \sigma\sqrt{h}Z) \sigma^{-T} Z \right] \Bigg|_{\substack{\mu = \mu_{n-1}(\theta) \\ \sigma = \sigma_{n-1}(\theta)}} \right] \\
&\quad + \frac{1}{2h} \frac{\partial \Sigma}{\partial \theta_i} : \mathbb{E} \left[V(\mu + \sigma\sqrt{h}Z) \sigma^{-T} (ZZ^T - I) \sigma^{-1} \right] \Bigg|_{\substack{\mu = \mu_{n-1}(\theta) \\ \sigma = \sigma_{n-1}(\theta)}} \right]
\end{aligned} \tag{15}$$

2.3 Antithetic Vibrato

The formula above can be improved easily by reducing the variance with an antithetic formula. The following holds:

$$\mathbb{E} \left[V(\mu + \sigma\sqrt{h}Z) \sigma^{-T} Z \right] = \frac{1}{2} \mathbb{E} \left[\left(V(\mu + \sigma\sqrt{h}Z) - V(\mu - \sigma\sqrt{h}Z) \right) \sigma^{-T} Z \right] \tag{16}$$

similarly, using $E[ZZ^T - I] = 0$,

$$\begin{aligned}
&\mathbb{E} \left[V(\mu + \sigma\sqrt{h}Z) \sigma^{-T} (ZZ^T - I) \sigma^{-1} \right] \\
&= \frac{1}{2} \mathbb{E} \left[\left(V(\mu + \sigma\sqrt{h}Z) - 2V(\mu) + V(\mu - \sigma\sqrt{h}Z) \right) \sigma^{-T} (ZZ^T - I) \sigma^{-1} \right]
\end{aligned} \tag{17}$$

Corollary 1 (One dimensional case, d=1)

$$\begin{aligned}
\frac{\partial}{\partial \theta_i} \mathbb{E}[V(\bar{X}_n^n(\theta))] &= \frac{1}{2} \mathbb{E} \left[\frac{\partial \mu}{\partial \theta_i} \mathbb{E} \left[\left(V(\mu + \sigma\sqrt{h}Z) - V(\mu - \sigma\sqrt{h}Z) \right) \frac{Z}{\sigma\sqrt{h}} \right] \Bigg|_{\substack{\mu = \mu_{n-1}(\theta) \\ \sigma = \sigma_{n-1}(\theta)}} \right] \\
&\quad + \frac{\partial \sigma}{\partial \theta_i} \mathbb{E} \left[\left(V(\mu + \sigma\sqrt{h}Z) - 2V(\mu) + V(\mu - \sigma\sqrt{h}Z) \right) \frac{Z^2 - 1}{\sigma\sqrt{h}} \right] \Bigg|_{\substack{\mu = \mu_{n-1}(\theta) \\ \sigma = \sigma_{n-1}(\theta)}} \right]
\end{aligned} \tag{18}$$

Conceptual Algorithm In figure 1 we have illustrated the Vibrato decomposition at the path level. To implement the above one must perform the following steps:

1. Choose the number of time step n , the number of Monte-Carlo path M for the $n - 1$ first time steps, the number M_Z of replication variable Z for the last time step.
2. For each Monte-Carlo path $j = 1..M$
 - Compute $\{X_k^n\}_{k=1}^{n-1}$, μ_{n-1} , σ_{n-1} by (4), (6).
 - Compute $V(\mu_{n-1})$
 - Compute $\frac{\partial \mu_{n-1}}{\partial \theta_i}$ and $\frac{\partial \sigma_{n-1}}{\partial \theta_i}$ by (11), (13) and (12)
 - Replicate M_Z times the last time step, i.e.
 - For $m_Z \in (1, \dots, M_Z)$
 - Compute $V(\mu_{n-1} + \sigma_{n-1}\sqrt{h}Z^{(m_Z)})$ and $V(\mu_{n-1} - \sigma_{n-1}\sqrt{h}Z^{(m_Z)})$

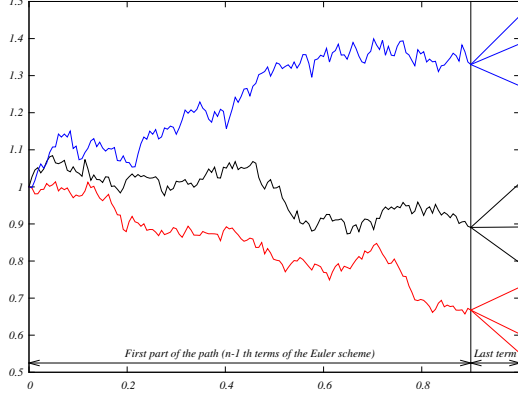


Figure 1: *Scheme of simulation path of the Vibrato decomposition.*

Average (18) over all M_Z results

- Compute (18) by averaging over all M results.

Remark 1 *For simple cases such as of the sensibilities of European options, a small M_Z suffices; this is because there is another average with respect to M in the outer loop.*

Remark 2 *For European option one may also use the Black-Scholes formula for the expected value in (15).*

2.4 Second Derivatives

Assume that X_0 , b and σ depend on two parameters $(\theta_1, \theta_2) \in \Theta^2$. There are two ways to compute second order derivatives. Either by differentiating the Vibrato (15) while using Lemma 1 or by applying the Vibrato idea to the second derivative.

2.4.1 Second Derivatives by Differentiation of Vibrato

Let us differentiate (15) with respect to a second parameter θ_j :

$$\begin{aligned}
\frac{\partial^2}{\partial \theta_i \partial \theta_j} \mathbb{E}[V(X_T)] &= \mathbb{E} \left[\frac{1}{\sqrt{h}} \left(\frac{\partial^2 \mu}{\partial \theta_i \partial \theta_j} \cdot \mathbb{E} \left[V(\mu + \sigma \sqrt{h} Z) \sigma^{-T} Z \right] \right. \right. \\
&\quad \left. \left. + \frac{\partial \mu}{\partial \theta_i} \cdot \frac{\partial}{\partial \theta_j} \mathbb{E} \left[V(\mu + \sigma \sqrt{h} Z) \sigma^{-T} Z \right] \right) \Bigg|_{\substack{\mu = \mu_{n-1}(\theta) \\ \sigma = \sigma_{n-1}(\theta)}} \\
&\quad + \frac{1}{2h} \left(\frac{\partial^2 \Sigma}{\partial \theta_i \partial \theta_j} : \mathbb{E} \left[V(\mu + \sigma \sqrt{h} Z) \sigma^{-T} (ZZ^T - I) \sigma^{-1} \right] \right. \\
&\quad \left. \left. + \frac{\partial \Sigma}{\partial \theta_i} : \frac{\partial}{\partial \theta_j} \mathbb{E} \left[V(\mu + \sigma \sqrt{h} Z) \sigma^{-T} (ZZ^T - I) \sigma^{-1} \right] \right) \Bigg|_{\substack{\mu = \mu_{n-1}(\theta) \\ \sigma = \sigma_{n-1}(\theta)}} \right] \tag{19}
\end{aligned}$$

The derivatives can be expanded further; for instance in the one dimensional case one obtains:

$$\frac{\partial^2}{\partial \theta^2} \mathbb{E}[V(X_T)] = \mathbb{E} \left[\frac{\partial^2 \mu}{\partial \theta^2} \mathbb{E} \left[V(\mu + \sigma \sqrt{h} Z) \frac{Z}{\sigma \sqrt{h}} \right] \right]$$

$$\begin{aligned}
& + \frac{\partial \mu}{\partial \theta} \mathbb{E} \left[\frac{\partial V}{\partial \theta} (\mu + \sigma \sqrt{h} Z) \frac{Z}{\sigma \sqrt{h}} + V(\mu + \sigma \sqrt{h} Z) Z \frac{\partial}{\partial \theta} \left(\frac{1}{\sigma \sqrt{h}} \right) \right] \\
& + \frac{\partial \sigma}{\partial \theta} \mathbb{E} \left[\frac{\partial V}{\partial \theta} (\mu + \sigma \sqrt{h} Z) \frac{Z^2 - 1}{\sigma \sqrt{h}} + V(\mu + \sigma \sqrt{h} Z) (Z^2 - 1) \frac{\partial}{\partial \theta} \left(\frac{1}{\sigma \sqrt{h}} \right) \right] \\
& + \frac{\partial^2 \sigma}{\partial \theta^2} \mathbb{E} \left[V(\mu + \sigma \sqrt{h} Z) \frac{Z^2 - 1}{\sigma \sqrt{h}} \right]
\end{aligned} \tag{20}$$

Finally $\mathbb{E}[f(Z) \frac{\partial V}{\partial \theta}]$ can be integrated by parts and with (13) and (6):

$$\begin{aligned}
\mathbb{E}[f(Z) \frac{\partial}{\partial \theta} V(\mu + \sigma \sqrt{h} Z)] & = \int_{\mathbb{R}} f(x) \left(\frac{\partial \mu}{\partial \theta} + \frac{\partial \sigma}{\partial \theta} x \right) \frac{\partial V}{\partial \theta} (\mu + \sigma \sqrt{h} x) p(x) dx \\
& = - \int_{\mathbb{R}} \frac{d}{dx} \left(f(x) p(x) \left(\frac{\partial \mu}{\partial \theta} + \frac{\partial \sigma}{\partial \theta} x \right) \right) \frac{1}{\sigma \sqrt{h}} V(\mu + \sigma \sqrt{h} x) dx \\
& = - \mathbb{E}[f'(Z) \left(\frac{\partial \mu}{\partial \theta} + \frac{\partial \sigma}{\partial \theta} Z \right) \frac{1}{\sigma \sqrt{h}} V(\mu + \sigma \sqrt{h} Z)] \\
& + \mathbb{E}[f(Z) Z \left(\frac{\partial \mu}{\partial \theta} + \frac{\partial \sigma}{\partial \theta} Z \right) \frac{1}{\sigma \sqrt{h}} V(\mu + \sigma \sqrt{h} Z)] \\
& - \mathbb{E}[f(Z) \frac{\partial \sigma}{\partial \theta} \frac{1}{\sigma \sqrt{h}} V(\mu + \sigma \sqrt{h} Z)]
\end{aligned} \tag{21}$$

Hence, by injecting (21) in (26), we obtain the following expression:

$$\begin{aligned}
\frac{\partial^2}{\partial \theta^2} \mathbb{E}[V(X_T)] & = \\
\mathbb{E} \left[\frac{\partial^2 \mu}{\partial \theta^2} \mathbb{E} \left[V(\mu + \sigma \sqrt{h} Z) \frac{Z}{\sigma \sqrt{h}} \right] + \frac{\partial \mu}{\partial \theta} \mathbb{E} \left[V(\mu + \sigma \sqrt{h} Z) \left\{ \left(\frac{\partial \mu}{\partial \theta} + \frac{\partial \sigma}{\partial \theta} Z \right) \left(\frac{Z^2 - 1}{\sigma^2 h} \right) \right. \right. \right. \\
& \left. \left. - \frac{\partial \sigma}{\partial \theta} \left(\frac{2Z}{\sigma^2 h} \right) \right\} \right] + \frac{\partial \sigma}{\partial \theta} \mathbb{E} \left[V(\mu + \sigma \sqrt{h} Z) \left(\frac{\partial \mu}{\partial \theta} + \frac{\partial \sigma}{\partial \theta} Z \right) \left\{ \left(-\frac{2Z}{\sigma^2 h} + \frac{Z(Z^2 - 1)}{\sigma^2 h} \right) \right. \right. \\
& \left. \left. - \frac{\partial \sigma}{\partial \theta} \left(\frac{2Z^2 - 2}{\sigma^2 h} \right) \right\} \right] + \frac{\partial^2 \sigma}{\partial \theta^2} \mathbb{E} \left[V(\mu + \sigma \sqrt{h} Z) \frac{Z^2 - 1}{\sigma \sqrt{h}} \right] \right]
\end{aligned} \tag{22}$$

With $\frac{d}{dx} p(x) = -xp(x)$. Hence,

Proposition 2 (Second Order by Differentiation of Vibrato)

$$\begin{aligned}
\frac{\partial^2}{\partial \theta^2} \mathbb{E}[V(X_T)] & = \\
\mathbb{E} \left[\frac{\partial^2 \mu}{\partial \theta^2} \mathbb{E} \left[V(\mu + \sigma \sqrt{h} Z) \frac{Z}{\sigma \sqrt{h}} \right] + \left(\frac{\partial \mu}{\partial \theta} \right)^2 \mathbb{E} \left[V(\mu + \sigma \sqrt{h} Z) \frac{Z^2 - 1}{\sigma^2 h} \right] + \left(\frac{\partial \sigma}{\partial \theta} \right)^2 \mathbb{E} \left[V(\mu + \sigma \sqrt{h} Z) \right. \right. \\
& \left. \left. \frac{Z^4 - 5Z^2 + 2}{\sigma^2 h} \right] + \frac{\partial^2 \sigma}{\partial \theta^2} \mathbb{E} \left[V(\mu + \sigma \sqrt{h} Z) \frac{Z^2 - 1}{\sigma \sqrt{h}} \right] + 2 \frac{\partial \mu}{\partial \theta} \frac{\partial \sigma}{\partial \theta} \mathbb{E} \left[V(\mu + \sigma \sqrt{h} Z) \frac{Z^3 - 3Z}{\sigma^2 h} \right] \right]
\end{aligned} \tag{23}$$

Remark 3 One can reduce the variance with antithetic variables as in section 2.3 because $\mathbb{E}[Z^4 - 5Z^2 + 2] = 0$ and $\mathbb{E}[Z^3 - 3Z] = 0$.

2.4.2 Second Derivatives by Second Order Vibrato

The same Vibrato strategy can be applied also directly to second derivatives.

As before the derivatives are transferred to the PDF p of X_T :

$$\frac{\partial^2}{\partial \theta_i \partial \theta_j} \mathbb{E}[V(X_T)] = \int_{\mathbb{R}^d} \frac{V(x)}{p(x)} \frac{\partial^2 p}{\partial \theta_i \partial \theta_j} p(x) dx = \int_{\mathbb{R}^d} V(x) \left[\frac{\partial^2 \ln p}{\partial \theta_i \partial \theta_j} + \frac{\partial \ln p}{\partial \theta_i} \frac{\partial \ln p}{\partial \theta_j} \right] p(x) dx$$

$$= \mathbb{E} \left[V(x) \left(\frac{\partial^2 \ln p}{\partial \theta_i \partial \theta_j} + \frac{\partial \ln p}{\partial \theta_i} \frac{\partial \ln p}{\partial \theta_j} \right) \right] \quad (24)$$

Then

$$\begin{aligned} \frac{\partial^2}{\partial \theta_1 \partial \theta_2} \mathbb{E}[V(\bar{X}_T^n(\theta_1, \theta_2))] &= \frac{\partial^2 \varphi}{\partial \theta_1 \partial \theta_2}(\mu, \sigma) \\ &= \frac{\partial \mu}{\partial \theta_1} \frac{\partial \mu}{\partial \theta_2} \frac{\partial^2 \varphi}{\partial \mu^2}(\mu, \sigma) + \frac{\partial \sigma}{\partial \theta_1} \frac{\partial \sigma}{\partial \theta_2} \frac{\partial^2 \varphi}{\partial \sigma^2}(\mu, \sigma) + \frac{\partial^2 \mu}{\partial \theta_1 \partial \theta_2} \frac{\partial \varphi}{\partial \mu}(\mu, \sigma) \\ &\quad + \frac{\partial^2 \sigma}{\partial \theta_1 \partial \theta_2} \frac{\partial \varphi}{\partial \sigma}(\mu, \sigma) + \left(\frac{\partial \mu}{\partial \theta_1} \frac{\partial \sigma}{\partial \theta_2} + \frac{\partial \sigma}{\partial \theta_1} \frac{\partial \mu}{\partial \theta_2} \right) \frac{\partial^2 \varphi}{\partial \mu \partial \sigma}(\mu, \sigma). \end{aligned} \quad (25)$$

We need to calculate the two new terms $\frac{\partial^2}{\partial \theta_1 \partial \theta_2} \mu_{n-1}(\theta_1, \theta_2)$ and $\frac{\partial^2}{\partial \theta_1 \partial \theta_2} \sigma_{n-1}(\theta_1, \theta_2)$. It requires the computation of the first derivative with respect to θ_i of the tangent process Y_t , that we denote $Y_t^{(2)}(\theta_1, \theta_2)$.

Then (13) is differentiated and an elementary though tedious computations yields the following proposition (see appendix A for the detailed calculation).

Proposition 3 *The θ_i -tangent process $Y_t^{(i)}$ defined above in Lemma 11 has a θ_j -tangent process $Y_t^{(ij)}$ defined by*

$$\begin{aligned} dY_t^{(ij)} &= \left[b''_{\theta_i \theta_j}(\theta_1, \theta_2, X_t) + b''_{\theta_i, x}(\theta_1, \theta_2, X_t) Y_t^{(j)} + b''_{\theta_j, x}(\theta_1, \theta_2, X_t) Y_t^{(i)} \right. \\ &\quad \left. + b''_{x^2}(\theta_1, \theta_2, X_t) Y_t^{(i)} Y_t^{(j)} + b'_x(\theta_1, \theta_2, X_t) Y_t^{(ij)} \right] dt \\ &\quad + \left[\sigma''_{\theta_i \theta_j}(\theta_1, \theta_2, X_t) + \sigma''_{\theta_i, x}(\theta_1, \theta_2, X_t) Y_t^{(j)} + \sigma''_{\theta_j, x}(\theta_1, \theta_2, X_t) Y_t^{(i)} \right. \\ &\quad \left. + \sigma''_{x^2}(\theta_1, \theta_2, X_t) Y_t^{(i)} Y_t^{(j)} + \sigma'_x(\theta_1, \theta_2, X_t) Y_t^{(ij)} \right] dW_t. \end{aligned}$$

Finally in the univariate case $\theta = \theta_1 = \theta_2$ this gives

Proposition 4 (Second Order Vibrato)

$$\begin{aligned} \frac{\partial^2}{\partial \theta^2} \mathbb{E}[V(X_T)] &= \\ \mathbb{E} \left[\frac{\partial^2 \mu}{\partial \theta^2} \mathbb{E} \left[V(\mu + \sigma \sqrt{h} Z) \frac{Z}{\sigma \sqrt{h}} \right] + \left(\frac{\partial \mu}{\partial \theta} \right)^2 \mathbb{E} \left[V(\mu + \sigma \sqrt{h} Z) \frac{Z^2 - 1}{\sigma^2 h} \right] + \left(\frac{\partial \sigma}{\partial \theta} \right)^2 \mathbb{E} \left[V(\mu + \sigma \sqrt{h} Z) \right. \right. \\ &\quad \left. \left. \frac{Z^4 - 5Z^2 + 2}{\sigma^2 h} \right] + \frac{\partial^2 \sigma}{\partial \theta^2} \mathbb{E} \left[V(\mu + \sigma \sqrt{h} Z) \frac{Z^2 - 1}{\sigma \sqrt{h}} \right] + 2 \frac{\partial \mu}{\partial \theta} \frac{\partial \sigma}{\partial \theta} \mathbb{E} \left[V(\mu + \sigma \sqrt{h} Z) \frac{Z^3 - 3Z}{\sigma^2 h} \right] \right] \end{aligned} \quad (26)$$

Remark 4 *It is equivalent to Proposition 2 hence to the direct differentiation of Vibrato.*

2.5 Higher Order Vibrato

The Vibrato-AD method can be generalized to higher order of differentiation of Vibrato with respect to the parameter θ with the help of the Faà di Bruno formula and its generalization to a composite function with a vector argument, as given in Mishkov [31].

2.6 About Regularity and Variance

Starting from Vibrato $\varphi(\mu, \sigma) = \mathbb{E}[f(\mu + \sigma\sqrt{h}Z)]$ and assuming f Lipschitz continuous with Lipschitz coefficients $[f]_{\text{Lip}}$, we have

$$\frac{\partial\varphi}{\partial\mu}(\mu, \sigma) = \mathbb{E}\left[f(\mu + \sigma\sqrt{h}Z)\frac{Z}{\sigma\sqrt{h}}\right] = \mathbb{E}\left[\left(f(\mu + \sigma\sqrt{h}Z) - f(\mu - \sigma\sqrt{h}Z)\right)\frac{Z}{2\sigma\sqrt{h}}\right]. \quad (27)$$

Therefore the variance satisfies

$$\begin{aligned} \mathbf{Var}\left[\left(f(\mu + \sigma\sqrt{h}Z) - f(\mu - \sigma\sqrt{h}Z)\right)\frac{Z}{2\sigma\sqrt{h}}\right] &\leq \mathbb{E}\left[\left|\left(f(\mu + \sigma\sqrt{h}Z) - f(\mu - \sigma\sqrt{h}Z)\right)\frac{Z}{2\sigma\sqrt{h}}\right|^2\right] \\ &\leq [f]_{\text{Lip}}^2 \mathbb{E}\left[\frac{(2\sigma\sqrt{h}Z)^2}{4\sigma^2 h} Z^2\right] = [f]_{\text{Lip}}^2 \mathbb{E}[Z^4] = 3[f]_{\text{Lip}}^2 \end{aligned}$$

As $\mathbb{E}[Z] = 0$, we also have

$$\frac{\partial\varphi}{\partial\mu}(\mu, \sigma) = \mathbb{E}\left[\left(f(\mu + \sigma\sqrt{h}Z) - f(\mu)\right)\frac{Z}{\sigma\sqrt{h}}\right]. \quad (28)$$

Then,

$$\begin{aligned} \mathbf{Var}\left[\left(f(\mu + \sigma\sqrt{h}Z) - f(\mu)\right)\frac{Z}{\sigma\sqrt{h}}\right] &\leq \mathbb{E}\left[\left|\left(f(\mu + \sigma\sqrt{h}Z) - f(\mu)\right)\frac{Z}{\sigma\sqrt{h}}\right|^2\right] \\ &\leq \frac{1}{\sigma^2 h} [f]_{\text{Lip}}^2 \mathbb{E}\left[(\sigma\sqrt{h}Z)^2 Z^2\right] = [f]_{\text{Lip}}^2 \mathbb{E}[Z^4] = 3[f]_{\text{Lip}}^2 \end{aligned}$$

Remark 5 The variance of formulae (27) and (28) are equivalent but the latter is less expensive to compute.

If f is differentiable and f' has polynomial growth, we also have

$$\frac{\partial\varphi}{\partial\mu}(\mu, \sigma) = \mathbb{E}[f'(\mu + \sigma\sqrt{h}Z)]. \quad (29)$$

Thus,

$$\mathbf{Var}\left[f'(\mu + \sigma\sqrt{h}Z)\right] \leq \mathbb{E}\left[\left(f'(\mu + \sigma\sqrt{h}Z)\right)^2\right] \leq \|f'\|_{\infty}^2$$

Remark 6 If f' is bounded, we have $[f]_{\text{Lip}} = \|f'\|_{\infty}$ then the expression in (29) has a smaller variance than (27) and (28).

Assume that f' is Lipschitz continuous with Lipschitz coefficients $[f']_{\text{Lip}}$. We can improve the efficiency of (29) because

$$\begin{aligned} \mathbf{Var}\left[f'(\mu + \sigma\sqrt{h}Z)\right] &= \mathbf{Var}\left[f'(\mu + \sigma\sqrt{h}Z) - f'(\mu)\right] \\ &\leq \mathbb{E}\left[\left|f'(\mu + \sigma\sqrt{h}Z) - f'(\mu)\right|^2\right] \leq [f']_{\text{Lip}}^2 h\sigma^2 \mathbb{E}[Z^2] \leq [f']_{\text{Lip}} h\sigma^2 \end{aligned}$$

Remark 7 Assuming that $f(x) = \mathbf{1}_{\{x \leq K\}}$, clearly we cannot differentiate inside the expectation and the estimation of the variance seen previously can not be applied.

To simplify assume that $K \leq \mu$, we have

$$\left| f(\mu + \sigma\sqrt{h}Z) - f(\mu - \sigma\sqrt{h}Z) \right| = \left| \mathbf{1}_{\{Z \leq \frac{K-\mu}{\sigma\sqrt{h}}\}} - \mathbf{1}_{\{Z \geq \frac{\mu-K}{\sigma\sqrt{h}}\}} \right| = \mathbf{1}_{\{Z \notin [\frac{K-\mu}{\sigma\sqrt{h}}, \frac{\mu-K}{\sigma\sqrt{h}}]\}}$$

hence

$$\left| \left(f(\mu + \sigma\sqrt{h}Z) - f(\mu - \sigma\sqrt{h}Z) \right) \frac{Z}{\sigma\sqrt{h}} \right| = \frac{1}{\sigma\sqrt{h}} |Z| \mathbf{1}_{\{Z \notin [\frac{K-\mu}{\sigma\sqrt{h}}, \frac{\mu-K}{\sigma\sqrt{h}}]\}}$$

For the variance, we have

$$\mathbf{Var} \left[\left(f(\mu + \sigma\sqrt{h}Z) - f(\mu - \sigma\sqrt{h}Z) \right) \frac{Z}{\sigma\sqrt{h}} \right] \leq \mathbb{E} \left[\left| \left(f(\mu + \sigma\sqrt{h}Z) - f(\mu - \sigma\sqrt{h}Z) \right) \frac{Z}{\sigma\sqrt{h}} \right|^2 \right]$$

By Cauchy-Schwarz we can write

$$\begin{aligned} \mathbb{E} \left[\left| \left(f(\mu + \sigma\sqrt{h}Z) - f(\mu - \sigma\sqrt{h}Z) \right) \frac{Z}{\sigma\sqrt{h}} \right|^2 \right] &= \frac{1}{2\sigma^2 h} \mathbb{E} \left[Z^2 \left| f(\mu + \sigma\sqrt{h}Z) - f(\mu - \sigma\sqrt{h}Z) \right|^2 \right] \\ &= \frac{1}{2\sigma^2 h} \mathbb{E} \left[Z^2 \mathbf{1}_{\{Z \notin [\frac{K-\mu}{\sigma\sqrt{h}}, \frac{\mu-K}{\sigma\sqrt{h}}]\}} \right] \\ &\leq \frac{1}{2\sigma^2 h} (\mathbb{E}[Z^4])^{\frac{1}{2}} \left(\mathbb{P} \left(Z \notin \left[\frac{K-\mu}{\sigma\sqrt{h}}, \frac{\mu-K}{\sigma\sqrt{h}} \right] \right) \right)^{\frac{1}{2}} \\ &\leq \frac{\sqrt{3}}{2\sigma^2 h} \left(2\mathbb{P} \left(Z \geq \frac{\mu-K}{\sigma\sqrt{h}} \right) \right)^{\frac{1}{2}} \end{aligned}$$

Then

$$\frac{\sqrt{3}}{2\sigma^2 h} \left(2\mathbb{P} \left(Z \geq \frac{\mu-K}{\sigma\sqrt{h}} \right) \right)^{\frac{1}{2}} = \frac{\sqrt{6}}{2\sigma^2 h} \left(\int_{\frac{\mu-K}{\sigma\sqrt{h}}}^{+\infty} e^{-\frac{u^2}{2}} \frac{du}{\sqrt{2\pi}} \right)^{\frac{1}{2}}$$

Now $\forall a > 0$, $\mathbb{P}(Z \geq a) \leq \frac{e^{-\frac{a^2}{2}}}{a\sqrt{2\pi}}$ so when $a \rightarrow +\infty$

$$\begin{aligned} \mathbf{Var} \left[\left(f(\mu + \sigma\sqrt{h}Z) - f(\mu - \sigma\sqrt{h}Z) \right) \frac{Z}{\sigma\sqrt{h}} \right] &\leq \frac{1}{\sigma^2 h} \sqrt{\frac{3}{2}} \frac{e^{-\frac{(\mu-K)^2}{4\sigma^2 h}}}{(2\pi)^{\frac{1}{4}} \sqrt{\frac{\mu-K}{\sigma\sqrt{h}}}} \\ &\leq \frac{1}{(2\pi)^{\frac{1}{4}} \sigma^{\frac{3}{2}} h^{\frac{5}{4}}} e^{-\frac{(\mu-K)^2}{4\sigma^2 h}} \xrightarrow{\sigma \rightarrow 0} \begin{cases} 0 & \text{if } \mu \neq K \\ +\infty & \text{otherwise.} \end{cases} \end{aligned}$$

This demonstrates the power of the Vibrato technique for non-differentiable payoff.

3 Second Derivatives by Vibrato plus Automatic Differentiation (VAD)

The differentiation that leads to formula (26) can be derived automatically by AD; then one has just to write a computer program that implements the formula of proposition 2.3 and apply automatic differentiation to the computer program. We recall here the basis of AD.

3.1 Automatic Differentiation

Consider a function $z = f(u)$ implemented in C or C++ by

```
double f(double u){...}
```

To find an approximation of z'_u , one could call in C

```
double dxdu= (f(u + du)-f(u))/du
```

because

$$z'_u = f'(u) = \frac{f(u + du) - f(u)}{du} + O(|du|).$$

A good precision ought to be reached by choosing du small. However truncation arithmetic limits the precision (figure 2) and shows that it is not easy to choose du appropriately because beyond a certain threshold, the accuracy of the finite difference formula degenerates due to an almost zero over almost zero division. One simple remedy is to use complex imaginary increments

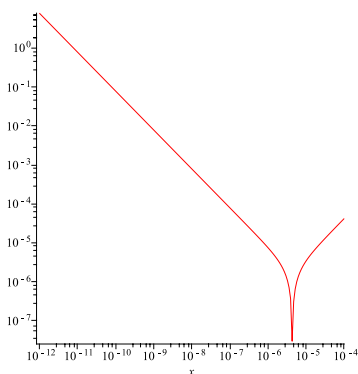


Figure 2: Precision (log-log plot of $|dzdu - \cos(1.)|$ computed with the forward finite difference formula to evaluate $\sin'(u)$ at $u = 1$.)

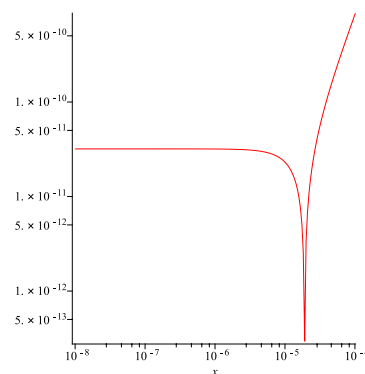


Figure 3: Same as Fig. 2 but with the finite difference which uses complex increments; both test have been done with Maple-14

because

$$Re \frac{f(u + \mathbf{id}u) - f(u)}{\mathbf{id}u} = Re \frac{f(u + \mathbf{id}u)}{\mathbf{id}u} = f'(u) - Re f'''(u + \mathbf{i}\theta du) \frac{du^2}{6}$$

leads to $f'(u) = Re[f(u + \mathbf{id}u)/(\mathbf{id}u)]$ where the numerator is no longer the result of a difference of two terms and indeed tests show that the error does not deteriorate when $du \rightarrow 0$ (figure 3). Hence one can choose $du = 10^{-8}$ to render the last term with a precision $O(10^{-16})$ thus obtaining an essentially exact result.

The cost for using this formula is two evaluations of $f()$, and the programming requires to redefine all `double` as `std::complex` of the Standard Template Library in C++.

3.2 AD in Direct Mode

A conceptually better idea is based on the fact that each line of a computer program is differentiable except at switching points of branching statements like `if` and at zeros of the `sqrt` functions etc.

Denoting by dx the differential of a variable x , the differential of $\mathbf{a*b}$ is $\mathbf{da*b+a*db}$, the differential of `sin(x)` is `cos(x)dx` etc. By operator overloading, this algebra can be built into a C++ class, called `ddouble` here:

```
class ddouble {
public: double val[2];
```

```

ddouble(double a=0, double b=0){ val[1]=b; val[0]=a; }
ddouble operator=(const ddouble& a)
{ val[1] = a.val[1]; val[0]=a.val[0]; return *this; }
ddouble operator - (const ddouble& a, const ddouble& b)
{ return ddouble(a.val[0] - b.val[0],a.val[1] - b.val[1]); }
ddouble operator * (const ddouble& a, const ddouble& b)
{ return ddouble(a.val[0] * b.val[0], a.val[1]*b.val[0]
+ a.val[0] * b.val[1]); }
... };

```

So all `ddouble` variables have an 2-array of data: `val[0]` contains the value of the variable and `val[1]` the value of its differential. Notice that the constructor of `ddouble` assigns zero by default to `val[1]`.

To understand how it works consider the C++ example of figure 4 which calls a function $f(u, u_d) = (u - u_d)^2$ for $u = 2$ and $u_d = 0.1$. Figure 5 shows the same program where `double` has been changed to `ddouble` and the initialization of `u` implies that its differential is equal to 1. The printing statement displays now the differential of `f` which is also its derivative with respect to `u` if all parameters have their differential initialized to 0 except `u` which has $du = 1$. Writing

<pre> double f(double u, double u_d) { double z = u-u_d; return z*(u-u_d); } int main() { double u=2., u_d =0.1; cout << f(u,u_d)<< endl; return 0; } </pre>	<pre> ddouble f(ddouble u, ddouble u_d) { ddouble z = u-u_d; return z*(u-u_d); } int main() { ddouble u=ddouble(2.,1.), u_d = 0.1; cout << f(u,u_d).val[1] << endl; return 0; } </pre>
--	--

Figure 4: A tiny C++ program to compute $(u - u_d)^2$ at $u = 2, u_d = 0.1$.

Figure 5: The same program now computes $\frac{d}{du}(u - u_d)^2$ at $u = 2, u_d = 0.1$.

the class `double` with all functions and common arithmetic operators is a little tedious but not difficult. An example can be downloaded from www.ann.jussieu.fr/pironneau.

The method can be extended to higher order derivatives easily. For second derivatives, for instance, `a.val[4]` will store a , its differentials with respect to the first and second parameter, d_1a, d_2a and the second differential $d_{12}a$ where the two parameters can be the same. The second differential of $\mathbf{a}*\mathbf{b}$ is $a * d_{12}b + d_1a * d_2b + d_2a * d_1b + b * d_{12}a$, and so on.

Notice that $\frac{df}{du_d}$ can also be computed by the same program provides the first line in the `main()` be replaced by `ddouble u=2., u_d=ddouble(0.1,1.);`. However if both derivatives $\frac{df}{du}, \frac{df}{du_d}$ are needed then either the program must be run twice or the class `ddouble` must be modified to handle partial derivatives. In either case the cost of computing n partial derivatives will be approximately n times that of the original program; the reverse mode does not have this numerical complexity and must be used when, say $n > 5$ if expression templates with traits are used in the direct mode and $n > 5$ otherwise [33].

3.3 AD in Reverse Mode

Consider finding F'_θ where $(u, \theta) \rightarrow F(u, \theta) \in \mathbb{R}$ and $u \in \mathbb{R}^d$ and $\theta \in \mathbb{R}^n$. Assume that u is the solution of a well posed linear system $Au = B\theta + c$.

The direct mode differentiation applied to the C++ program which implements F will solve the linear system n times at the cost of d^2n operations at least.

The mathematical solution by calculus of variations starts with

$$F'_\theta d\theta = (\partial_\theta F)d\theta + (\partial_u F)du \text{ with } Adu = Bd\theta$$

then introduces $p \in \mathbb{R}^d$ solution of $A^T p = (\partial_u F)^T$ and writes

$$(\partial_u F)du = (A^T p)^T du = p^T Bd\theta \Rightarrow F'_\theta d\theta = (\partial_\theta F + p^T B)d\theta$$

The linear system for p is solved once only, i.e. $O(d^2)$ operations at least. Thus, as the linear system is usually the costliest operation, this second method is advantageous when n is large.

A C program made of assignments only can be seen as a triangular linear system for the variables. Loops can be unrolled and seen as assignments and tests, etc. Then by the above method the i^{th} line of the program is multiplied by a p_i and p is computed from the last line up; but the biggest difficulty is the book-keeping of the values of the variables, at the time p is computed.

For instance for the derivative of $f = u + ud$ with respect to ud with u given by $\{u = 2 * ud + 4; u = 3 * u + ud\}$, u in the second line is not the same as u in the third line and the program should be rewritten as $u1 = 2 * ud + 4; u = 3 * u1 + ud$. Then the system for p is $p2 = 1; p1 = 3 * p2$; and the derivative is $2 * p1 + p2 = 8$.

In this study we have used the library `adept 1.0` by R.J. Hogan described in Hogan [24]. The nice part of this library is that the programming for the reverse mode is quite similar to the direct mode presented above; all differentiable variables have to be declared as `ddouble` and the variable with respect to which things are differentiated is indicated at initialization, as above.

3.4 Non-Differentiable Functions

In finance non-differentiability is everywhere. For instance the second derivative in K of $(x - K)^+$ does not exist at $x = K$, yet the second derivative of $\int_0^\infty f(x)(x - K)^+ dx$ is $f(K)$. Distribution theory extends the notion of derivative: the Heavyside function $H(x) = \mathbf{1}_{\{x \geq 0\}}$ has the Dirac function at zero $\delta(x)$ for derivative.

Automatic differentiation can be extended to handle this difficulty to some degree by approximating the Dirac by

$$\delta^a(x) = \frac{1}{\sqrt{a\pi}} e^{-\frac{x^2}{a}}$$

Now suppose f is discontinuous at $x = z$ and smooth elsewhere; then

$$f(x) = f^+(x)H(x - z) + f^-(x)(1 - H(x - z))$$

hence

$$f'_z(x) = (f^+)'_z(x)H(x - z) + (f^-)'_z(x)(1 - H(x - z)) - (f^+(z) - f^-(z))\delta(x - z)$$

Unless this last term is added, the computation of the second order sensitivities in finance will not be right.

If in the AD library the ramp function x^+ is defined as $xH(x)$ with its derivative to be $H(x)$ and if H is defined with its derivative equal to δ^a and if in the program which computes the financial asset it is written that $(x - K)^+ = \text{ramp}(x - K)$ then the second derivative in K computed by the AD library will be $\delta^a(x - K)$ and it will also compute

$$\int_0^\infty f(x)(x - K)^+ dx \approx \frac{1}{N} \sum f(\xi_i)\delta^a(\xi_i - K)$$

where ξ_i are the N quadrature points of the integral or the Monte-Carlo points used by the programmer to approximate the integral.

However this trick does not solve all problems; one must be cautious; for instance writing that $(x - K)^+ = (x - K)H(x - K)$ will not yield the right result. Moreover the precision is rather sensitive to the value of a .

Remark 8 Notice that finite difference (FD) is not plagued by this problem, which means that FD with complex increment is quite a decent method for first order sensitivities. For second order sensitivities the “very small over very small” problem is present.

4 VAD and the Black-Scholes Model

In this section, we implement and test VAD and give a conceptual algorithm that describes the implementation of this method (done automatically). Let us take the example of a standard European Call option in the Black-Scholes model.

4.1 Conceptual algorithm for VAD

1. Generate M simulation paths with time step $h = \frac{T}{n}$ of the underlying asset X and its tangent process $Y = \frac{\partial X}{\partial \theta}$ with respect to a parameter θ for $k = 0, \dots, n - 2$

$$\begin{cases} \bar{X}_{k+1}^n = \bar{X}_k^n + rh\bar{X}_k^n + \bar{X}_k^n\sigma\sqrt{h}Z_{k+1}, & \bar{X}_0^n = X_0 \\ \bar{Y}_{k+1}^n = \bar{Y}_k^n + rh\bar{Y}_k^n + \frac{\partial}{\partial \theta}(rh)\bar{X}_k^n + \left(\bar{Y}_k^n\sigma\sqrt{h} + \frac{\partial}{\partial \theta}(\sigma\sqrt{h})\bar{X}_k^n\right)Z_{k+1}, & \bar{Y}_0^n = \frac{\partial X_0}{\partial \theta} \end{cases} \quad (30)$$

2. For each simulation path

- (a) Generate M_Z last time steps ($\bar{X}_T = \bar{X}_n^n$)

$$\bar{X}_n^n = \bar{X}_{n-1}^n(1 + rh + \sigma\sqrt{h}Z_n) \quad (31)$$

- (b) Compute the first derivative with respect to θ by antithetic Vibrato (formula (18) with $\sigma(X_t)$ equal $X_t\sigma$)

$$\frac{\partial V_T}{\partial \theta} = \frac{\partial \mu_{n-1}}{\partial \theta} \frac{1}{2}(V_{T_+} - V_{T_-}) \frac{Z_n}{\bar{X}_{n-1}^n \sigma \sqrt{h}} + \frac{\partial \sigma_{n-1}}{\partial \theta} \frac{1}{2}(V_{T_+} - 2V_{T_\bullet} + V_{T_-}) \frac{Z_n^2 - 1}{\bar{X}_{n-1}^n \sigma \sqrt{h}} \quad (32)$$

With $V_{T_{\pm, \bullet}} = (\bar{X}_{T_{\pm, \bullet}} - K)^+$ and

$$\begin{cases} \bar{X}_{T_{\pm}} = \bar{X}_{n-1}^n + rh\bar{X}_{n-1}^n \pm \sigma\bar{X}_{n-1}^n\sqrt{h}Z_n \\ \bar{X}_{T_{\bullet}} = \bar{X}_{n-1}^n + rh\bar{X}_{n-1}^n \end{cases} \quad (33)$$

and

$$\begin{cases} \frac{\partial \mu_{n-1}}{\partial \theta} = \bar{Y}_{n-1}^n(1 + rh) + \bar{X}_{n-1}^n \frac{\partial}{\partial \theta}(rh) \\ \frac{\partial \sigma_{n-1}}{\partial \theta} = \bar{Y}_{n-1}^n\sigma\sqrt{h} + \bar{X}_{n-1}^n \frac{\partial}{\partial \theta}(\sigma\sqrt{h}) \end{cases} \quad (34)$$

If $\theta = T$ or $\theta = r$, we have to add $\frac{\partial}{\partial \theta}(e^{-rT})V_T$ to the result above.

- (c) Apply an Automatic Differentiation method on the computer program that implements step 32 to compute the second derivative with respect to θ at some θ^* .
 - (d) Compute the mean per path i.e. over M_Z .
3. Compute the mean of the resulting vector (over the M simulation paths) and discount it.

4.2 Greeks

The Delta measures the rate of changes in the premium $\mathbb{E}[V(X_T)]$ with respect to changes in the spot price X_0 .

The Gamma measures the rate of changes of the Delta with respect to changes in the spot price. Gamma can be important for a Delta-hedging of a portfolio:

The Vomma is the second derivative of the premium with respect to the volatility σ (also called Vol Ga, Vega Gamma). The Vomma measures the rate of changes with respect to volatility of the Vega which is the rate of changes in the premium with respect to changes in the volatility

The Vanna is the second derivative of the premium with respect to σ and X_0 . The Vanna measures the rate of changes of the Delta with respect to changes in the spot price.

4.3 Numerical Test

For the generation of the random numbers, we chose the standard Mersenne-Twister generator available in the version 11 of the C++ STL. We take $M_Z = 1$ i.e. we simulate only one last time step per path; for all the test cases except for the European Call contract in the Black-Scholes model. In some cases we used a multi time steps in the Euler scheme with or without a Brownian bridge.

The parameters considered in the following numerical experiments are $K = 100$, $\sigma = 20\%$ and $r = 5\%$, $T = 1$ year. The initial price of the risky asset price is varying from 1 to 200. The Monte Carlo parameters are set to 100,000 simulation paths and 25 time steps.

4.3.1 Preliminary Numerical Test

Here, we focus on the numerical precision of VAD on the Gamma of a standard European Call contract with constant volatility and drift for which there is an analytical formula. Since Vibrato of Vibrato is similar to Vibrato+AD (VAD) it is pointless to compare the two. On figure 6, the gamma obtained with VAD versus asset price is displayed, the analytical solution is also plotted as the reference value. We see that VAD is practically overlapping the analytical solution. The curve looks roughed because we pick a new sample of random variables for each new set of parameters.

Recall (Proposition 2 & 4) that it is equivalent to apply Vibrato to Vibrato or to apply automatic differentiation to Vibrato. However the computation times are different and naturally double Vibrato is faster.

4.3.2 Tests on Other Second Order Derivatives

We compare the analytical solution to those obtained with VAD but now for each new set of parameters, we reuse the same sampling of the random variables.

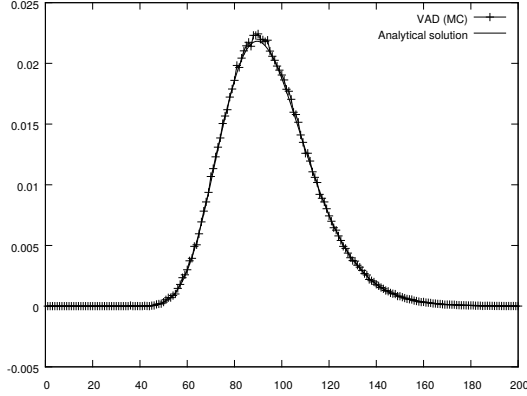


Figure 6: *The gamma versus price is displayed when computed by Vibrato plus automatic differentiation (VAD); the exact Gamma is also displayed; both curves are practically overlapping. New samples are used for each set of parameters, hence the roughed look of the curve.*

On figure 7, the Gammas are compared at $X_0 = 120$; true value of the Gamma is $\Gamma_0 = 0.0075003$. The convergence with respect to the number of path is also displayed for two values of M_Z . The method shows a good precision and fast convergence when the number of path for the final time step is increased.

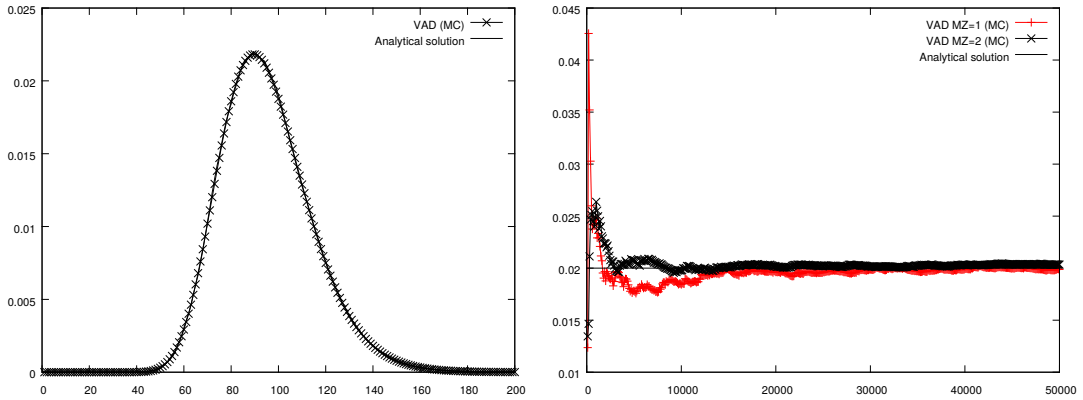


Figure 7: *On the left the Gamma versus Price is displayed when computed by VAD; the analytical exact Gamma is also displayed; both curves overlap. On the right, the convergence history at one point $X_0 = 120$ is displayed with respect to the number of Monte Carlo samples M_W . This is done for two values of M_Z (the number of the final time step), $M_Z = 1$ (low curve) and $M_Z = 2$ (upper curve).*

The L^2 -error denoted by ε_{L^2} is defined by

$$\varepsilon_{L^2} = \frac{1}{P} \sum_{i=1}^P (\bar{\Gamma}^i - \Gamma_0)^2. \quad (35)$$

On figure 8, we give the L^2 -errors for two VAD computations with $P = 200$ versus the number of Monte Carlo replications, one by direct AD using our library the other by reverse AD using the

library `adept 1.0`. As expected both methods give the same precision but the direct method is 3 times faster than the reverse method, as expected, because only one partial derivative is computed.

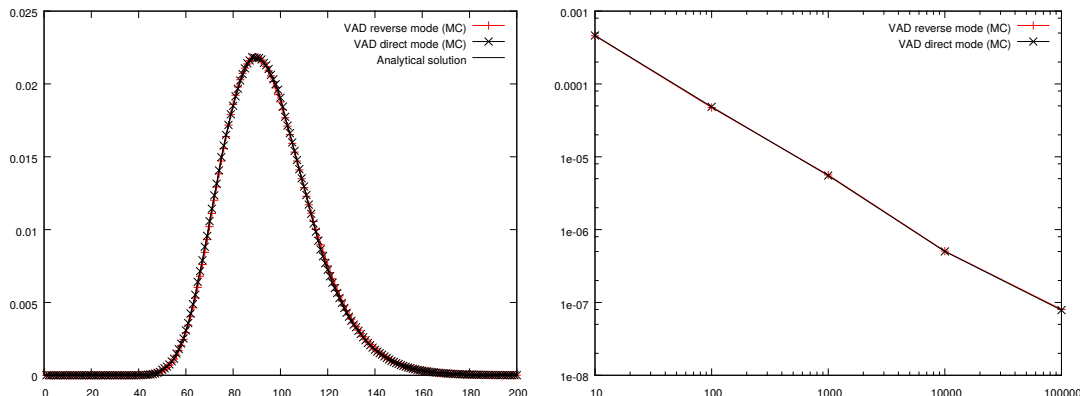


Figure 8: *On the left the Gamma versus Price is displayed when computed by Vibrato and automatic differentiation; the method to compute the second order is done with two different methods (VAD(D) direct mode, VAD(R) reverse mode). On the right, the L^2 -error versus the number of simulation paths is displayed; the straight line is the analytical solution calculated at one point $X_0 = 120$. The results are identical for both cases.*

On figure 9, we compare the results with and without variance reduction on Vibrato at the final time step i.e. antithetic variables detailed in proposition 2.3. The convergence history against the number of simulation paths is displayed. Results show that variance reduction is efficient on that test case. The standard error against the number of simulation paths is also displayed. It is clear that a reduction variance is needed. It requires almost ten times the number of simulation paths without the reduction variance technique to obtain the same precision. The Gamma is computed for the same set of parameters as given above.

On figures 10 and 11, we display respectively the Vanna and the Vomma of an European Call option, still computed with the analytical solution and VAD. And again, the convergence with respect to the number of simulation path is accelerated by more sampling of the final time step. Note that for the Vanna (the mixed derivative), it requires a higher number of time steps than for the Vomma and the Gamma i.e here, we pick two times the number of time steps to obtain the same precision. As for the Gamma, the method provides a good precision for the approximation of the Vomma and the Vanna. Both are computed at one point $X_0 = 120$ with the same set of parameters as given above.

4.3.3 Third Order Derivatives

For third order derivatives, we compute second derivatives by Vibrato of Vibrato 2 and differentiate by AD (VVAD). The sensitivity of the Gamma with respect to changes in X_0 is $\partial^3 V / \partial X_0^3$. The sensitivity of the Vanna with respect to changes in the interest rate is $\partial^3 V / \partial X_0 \partial \sigma \partial r$. The parameters of the European Call are the same but the Monte Carlo path number is 1,000,000 and 50 time steps for the discretization. The results are displayed on figure 12. The convergence is slow; we could not eliminate the small difference between the analytical solution and the approximation by augmenting the number of path.

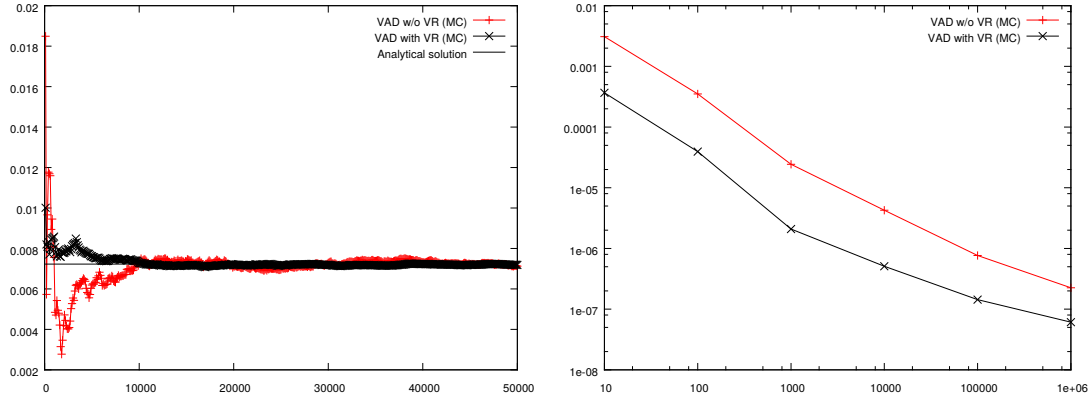


Figure 9: On the left the Gamma versus the number of simulation paths is displayed when computed by VAD with and without the variance reduction method on Z , the straight line is the analytical solution at one point $X_0 = 120$; On the right, the standard error of the two methods versus the number of simulation paths with and without variance reduction.

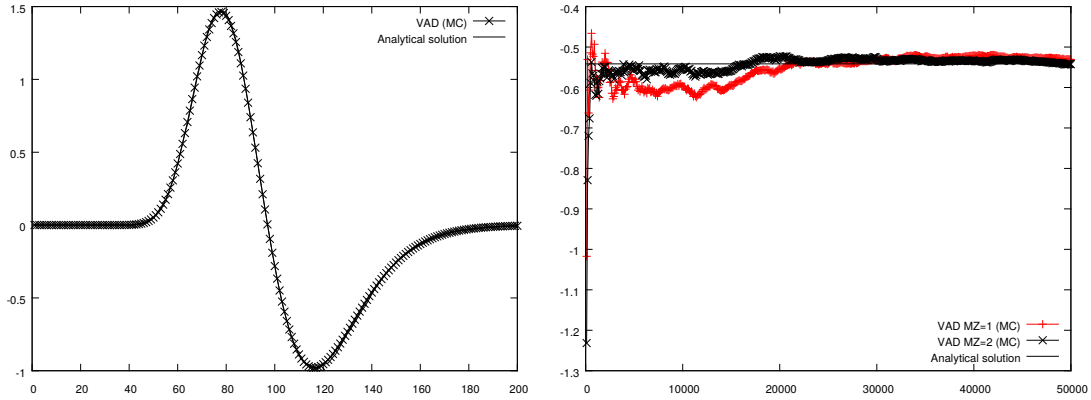


Figure 10: On the left the Vanna versus Price is displayed when computed by VAD; the analytical exact Vanna is also displayed; both curves overlap. On the right, the convergence history at one point $X_0 = 120$ is displayed with respect to the number of Monte Carlo samples M_W . This is done for two values of M_Z , $M_Z = 1$ (low curve) and $M_Z = 2$ (upper curve).

4.3.4 Ramp Function and High Order Derivatives

As mentioned in Section 3.4, it is possible to handle the non-differentiability of the function $(x - K)^+$ at $x = K$ by using distribution theory and program the ramp function explicitly with a second derivative equal to a Dirac function at K . We illustrate this technique with a standard European Call option in the Black-Scholes model. We computed the Gamma and the sixth derivative with respect to X_0 . For the first derivative the parameter a does not play an important role but as we evaluate higher derivatives, the choice of the parameter a become crucial for the quality of a good approximation and it requires more points to catch the Dirac approximation with small a .

We took the same parameters as previously for the standard European Call option but the

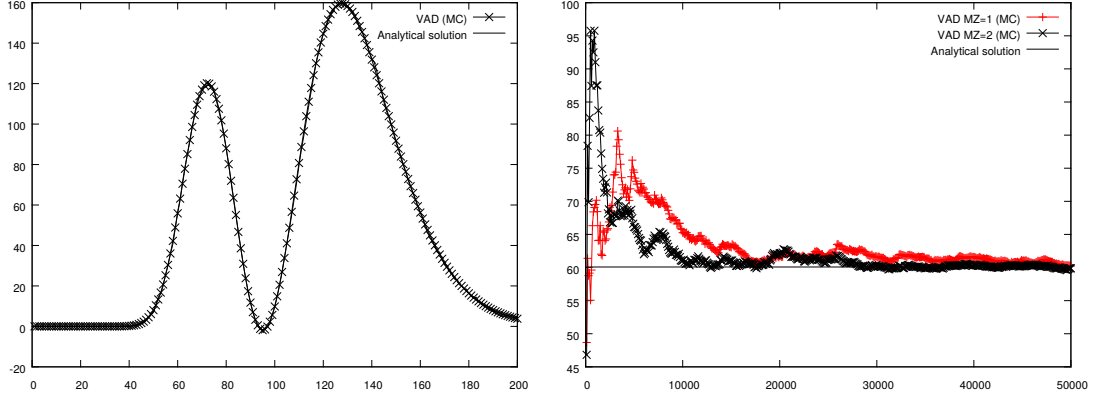


Figure 11: On the left the Vomma versus Price is displayed when computed by VAD; the analytical exact Vomma is also displayed; both curves overlap. On the right, the convergence history at one point $X_0 = 120$ is displayed with respect to the number of Monte Carlo samples M_W . This is done for two values of M_Z , $M_Z = 1$ (low curve) and $M_Z = 2$ (upper curve).

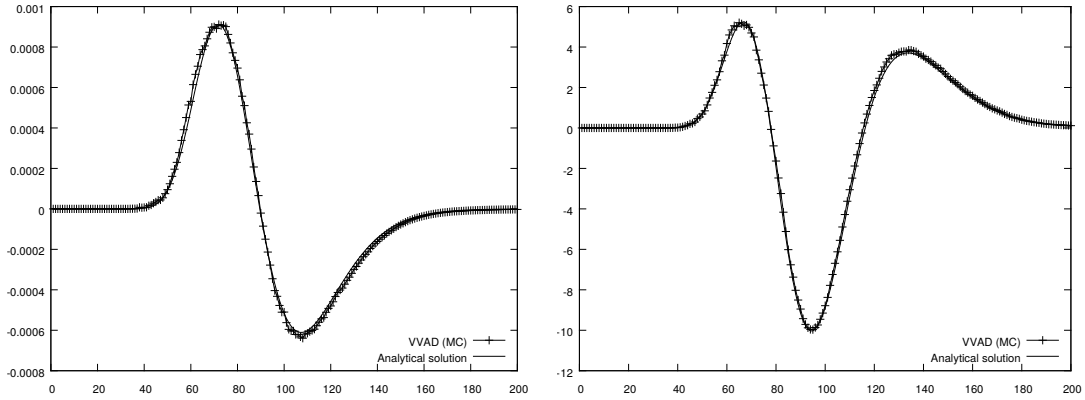


Figure 12: On the left $\partial^3 V / \partial X_0^3$ versus Price is displayed when computed by VVAD; the analytical exact curve is also displayed; both curves practically overlap. On the right, the same for the Vanna with respect to changes in interest rate ($\partial^3 V / \partial X_0 \partial \sigma \partial r$).

maturity for the Gamma is $T = 5$ years and $T = 0.2$ year for the sixth derivative with respect to X_0 . The initial asset price varies from 1 to 200. The Monte Carlo parameters are also set to 100,000 simulation paths and 25 time steps. The results are displayed on figure 13.

For the Gamma, the curves are overlapping but for the sixth derivative with respect to the parameter X_0 , we cannot take a constant parameter a anymore. When we chose locally adapted parameter a , the curves are practically overlapping.

4.4 Baskets

A Basket option is a multidimensional derivative security whose payoff depends on the value of a weighted sum of several risky underlying assets.

As before X_t is given by (4) But now $(W_t)_{t \in [0, T]}$ is a d -dimensional correlated Brownian

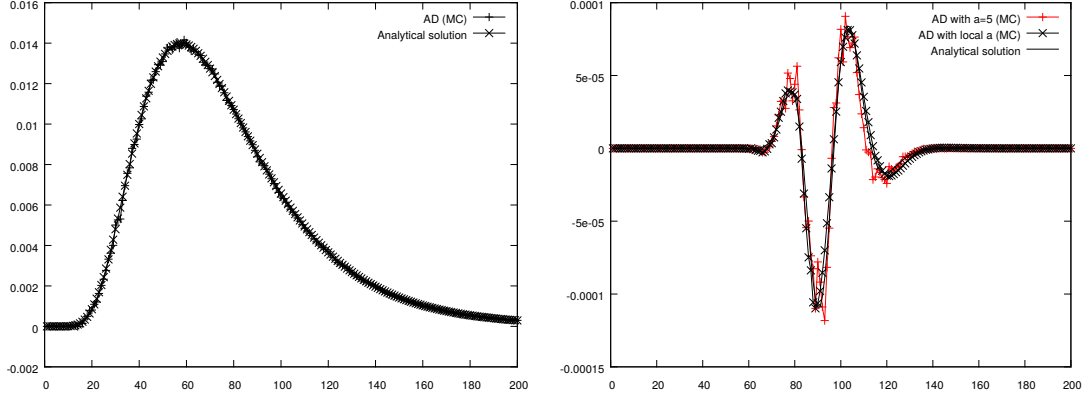


Figure 13: On the left the Gamma versus Price is displayed when computed by AD with the ramp function (with $a = 1$); the analytical exact Gamma is also displayed; both curves overlap. On the right, the sixth derivative with respect to the parameter X_0 is displayed when computed via the same method; the analytical solution is also displayed. We computed the approximation with local parameter a and with $a = 5$.

motion with $\mathbb{E}[dW_t^i dW_t^j] = \rho_{i,j} dt$.

To simplify the presentation we assume that r and σ_i are constants and the payoff is given by

$$\mathbf{V}_T = e^{-rT} \mathbf{E} \left[\left(\sum_{i=1}^d \omega_i \cdot X_T - K \right)^+ \right] \quad (36)$$

where $(\omega_i)_{i=1, \dots, d}$ are positive weights with $\sum_{i=1}^d \omega_i = 1$. Here, we choose to compare three different methods. The reference values coming from an approximated moment-matching dynamics (Levy [29] and in Brigo et al. [4]), VAD and second order finite difference (FD).

4.4.1 Algorithm to compute the Gamma of a Basket option

We make use of the fact that r and σ are constant.

1. Generate M simulation paths using a one step in time Euler scheme.

$$\bar{X}^i_{T\pm} = X^i_{T\bullet} \exp \left(\pm \frac{1}{2} \sum_{j=1}^d |\Sigma^{ij}|^2 T \pm \sum_{j=1}^d \Sigma^{ij} \sqrt{T} Z_j \right), \quad i = 1, \dots, d, \quad \text{with } X_{T\bullet} = X_0 \exp(rT),$$

where Z denotes an $\mathcal{N}(0; I_d)$ -distributed random vector.

2. For each simulation path, with $C = \Sigma \Sigma^T$, compute (Vibrato)

$$\Delta = \left(\frac{\partial \mu}{\partial X_{i_0}} \right)^T \frac{1}{2\sqrt{h}} (V_{T_+} - V_{T_-}) C^{-T} Z + \frac{1}{4h} (V_{T_+} - 2V_{T_\bullet} + V_{T_-}) \frac{\partial \Sigma}{\partial X_{i_0}} : C^{-T} (ZZ^T - I_d) C^{-1} \quad (37)$$

With $V_T = (\omega \cdot \bar{X}_T - K)^+$ and

3. Compute the mean of the resulting vector and discount the result.
4. Apply Automatic Differentiation to the above.

4.4.2 Reference Solution by Approximated moment-matching dynamics

Moment matching constructs a reduced order system by matching as many moments as possible of the original function to the moments of the associated transfer function. The average basket

$$Y_t = \omega \cdot X_t \quad (38)$$

is approximated by \tilde{Y}_t solution of

$$d\tilde{Y}_t = r\tilde{Y}_t dt + \tilde{\sigma}\tilde{Y}_t dW_t, \quad \tilde{Y}_0 = \omega \cdot X_0 \quad (39)$$

Where $\tilde{\sigma}$ is adjusted in terms of σ , ρ and X .

Consequently

$$\tilde{Y}_t = Y_0 \exp\left(\left(r - \frac{1}{2}\tilde{\sigma}^2\right)t + \tilde{\sigma}W_t\right), \quad \mathbb{E}[\tilde{Y}_t] = Y_0 e^{rt}, \quad \mathbb{E}[\tilde{Y}_t^2] = Y_0^2 \exp\left((2r + \tilde{\sigma}^2)t\right) \quad (40)$$

On the other hand the second order moments of the basket are

$$\mathbb{E}[Y_t^2] = e^{2rt} X_0^T \mathbf{C}_t X_0, \quad \text{where } \mathbf{C}_{t_{ij}} = \omega_i \omega_j \exp(\rho_{i,j} \sigma_i \sigma_j t) \quad (41)$$

So $\tilde{\sigma}$ is adjusted so that

$$\mathbb{E}[Y_t^2] = \mathbb{E}[\tilde{Y}_t^2] \quad (42)$$

Therefore,

$$\tilde{\sigma}^2 = \frac{1}{t} \left(\ln X_0^T \mathbf{C}_t X_0 - \ln(\omega \cdot X_0)^2 \right) \quad (43)$$

Accordingly

$$\bar{\mathbf{V}}_T = e^{-rT} \mathbb{E} \left[(\tilde{Y}_T - K)^+ \right] \quad (44)$$

As the process $(\tilde{Y}_t)_{t \in [0, T]}$ follows a log-normal distribution, we have an analytical expression for (44):

$$\begin{aligned} \bar{\mathbf{V}}_T &= Y_0 \Phi(d_{\tilde{\lambda}_+}) - e^{-rT} K \Phi(d_{\tilde{\lambda}_-}), \quad \text{with } \Phi(x) = \frac{1}{\sqrt{2\pi}} \int_{-\infty}^x e^{-\frac{t^2}{2}} dt \\ d_{\tilde{\lambda}_+} &= \frac{\ln Y_0 / K + (r + \frac{1}{2}\tilde{\sigma}^2)T}{\tilde{\sigma}\sqrt{T}}, \quad d_{\tilde{\lambda}_-} = d_{\tilde{\lambda}_+} - \tilde{\sigma}\sqrt{T} \end{aligned} \quad (45)$$

From this formula, we can compute the Delta and the Gamma with respect to Y_0 and assign the components of $(X_{i_0})_{i=1, \dots, d}$ from the weighted sum. For instance

$$\tilde{\Delta}_{Y_0} = \Phi(d_{\tilde{\lambda}_+}), \quad \text{hence } \Delta_{X_{i_0}} = \omega_i \Phi(d_{\tilde{\lambda}_+}), \quad i = 1, \dots, d. \quad (46)$$

For the Gamma,

$$\tilde{\Gamma}_{Y_0 Y_0} = \frac{1}{Y_0 \tilde{\sigma} \sqrt{T}} \phi(d_{\tilde{\lambda}_+}) \quad \text{hence, } \Gamma_{X_{i_0} X_{i_0}} = \omega_i \zeta_i \phi(d_{\tilde{\lambda}_+}), \quad i = 1, \dots, d \quad (47)$$

With $\phi(x) = \frac{1}{\sqrt{2\pi}} e^{-x^2/2}$ and where for $i = 1, \dots, d$

$$\zeta_i = \frac{1}{(\tilde{\sigma}\sqrt{T})^2} \left(\left(\frac{w_i}{\omega \cdot X_0} + \frac{\beta_i}{2} T \right) \tilde{\sigma}\sqrt{T} - \frac{\beta_i}{2\sqrt{\tilde{\sigma}}} \sqrt{T} d_{\tilde{\lambda}_+} \right), \quad \beta_i = \frac{1}{T} \frac{\alpha_i (\omega \cdot X_0)^2}{X_0^T \mathbf{C}_T X_0} \quad (48)$$

And

$$\alpha_i = \frac{2(\mathbf{C}X_0)_i}{(\omega \cdot X_0)^2} - 2\omega_i \frac{X_0^T \mathbf{C}_T X_0}{(\omega \cdot X_0)^3} \quad (49)$$

4.4.3 Numerical Test

In this numerical test $d = 7$ and the underlying asset prices are:

$$X_0^T = (1840, 1160, 3120, 4330.71, 9659.78, 14843.24, 10045.40) \quad (50)$$

The volatility vector is:

$$\sigma^T = (0.146, 0.1925, 0.1712, 0.1679, 0.1688, 0.2192, 0.2068) \quad (51)$$

The correlation matrix is

$$\begin{pmatrix} 1.0 & 0.9477 & 0.8494 & 0.8548 & 0.8719 & 0.6169 & 0.7886 \\ 0.9477 & 1.0 & 0.7558 & 0.7919 & 0.8209 & 0.6277 & 0.7354 \\ 0.8494 & 0.7558 & 1.0 & 0.9820 & 0.9505 & 0.6131 & 0.9303 \\ 0.8548 & 0.7919 & 0.9820 & 1.0 & 0.9378 & 0.6400 & 0.8902 \\ 0.8719 & 0.8209 & 0.9505 & 0.9378 & 1.0 & 0.6417 & 0.8424 \\ 0.6169 & 0.6277 & 0.6131 & 0.6400 & 0.6417 & 1.0 & 0.5927 \\ 0.7886 & 0.7354 & 0.9303 & 0.8902 & 0.8424 & 0.5927 & 1.0 \end{pmatrix} \quad (52)$$

The number of simulation Monte Carlo path varies from 1 to 10^6 with only one time step for the time integration. Errors are calculated with reference to a solution computed by approximate moment matching.

On figures 14 and 15, the plot of convergence for the computation of the Gamma of a Basket made of the first 4 assets is displayed versus the number of simulation paths Vibrato plus AD (direct mode) and for Finite differences applied to a brute force Monte Carlo algorithm. The convergence speed of these methods is almost the same (with a slight advantage for the Finite difference).

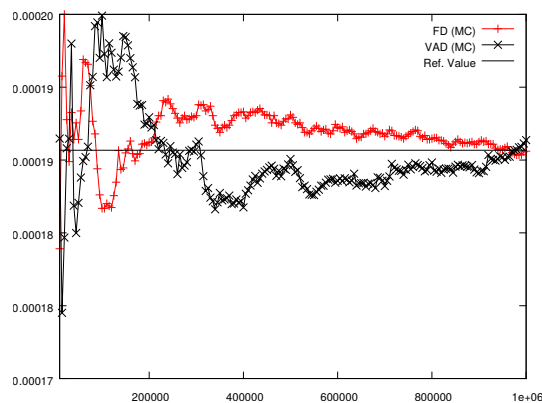


Figure 14: *Convergence of the computation of the Gamma of a Basket option where $d = 4$ via Vibrato plus Automatic Differentiation on Monte Carlo and via Finite differences, versus the number of simulation paths.*

Table 1 displays results for a Basket with the 7 assets, in addition the table 2 displays the CPU time for Vibrato plus AD (direct mode); the finite difference method is one third more expensive. Again, the method is very accurate.

Table 1: Results for the price, the Delta and the Gamma of a Basket Option priced with the moment-matching approximation (reference values), Finite differences on Monte Carlo and Vibrato plus Automatic Differentiation on Monte Carlo. The settings of Monte Carlo algorithm are 1 time step and 1,000,000 simulation paths.

d	T	Price		Delta		Delta		Gamma		Gamma	
		AMM	(MC)	AMM	Vibrato (MC)	FD (MC)	Delta	AMM	VAD (MC)	Gamma	FD (MC)
1	0.1	38.4285	37.3823	0.55226	0.55146	0.55423	0.55423	4.65557e-3	4.66167e-3	4.64998e-3	4.64998e-3
2	0.1	34.4401	34.1232	0.27452	0.27275	0.28467	0.28467	1.28903e-3	1.34918e-3	1.28193e-3	1.28193e-3
3	0.1	46.0780	45.9829	0.18319	0.18220	0.18608	0.18608	4.29144e-4	4.28572e-4	4.21012e-4	4.21012e-4
4	0.1	59.6741	58.7849	0.13750	0.13639	0.14147	0.14147	1.86107e-4	1.93238e-4	1.79094e-4	1.79094e-4
5	0.1	92.8481	90.9001	0.10974	0.10889	0.10956	0.10956	7.64516e-5	7.79678e-5	7.59901e-5	7.59901e-5
6	0.1	139.235	141.766	0.09128	0.09017	0.09048	0.09048	3.54213e-5	3.71834e-5	3.41114e-5	3.41114e-5
7	0.1	155.492	153.392	0.07820	0.07744	0.07766	0.07766	2.31624e-5	2.09012e-5	2.18123e-5	2.18123e-5
1	1	155.389	154.797	0.66111	0.66039	0.67277	0.67277	1.30807e-3	1.30033e-3	1.32812e-3	1.32812e-3
2	1	135.441	133.101	0.32583	0.32186	0.32547	0.32547	3.80685e-4	3.86998e-4	3.83823e-4	3.83823e-4
3	1	181.935	182.642	0.21775	0.21497	0.21619	0.21619	1.26546e-4	1.34423e-4	1.24927e-4	1.24927e-4
4	1	234.985	232.018	0.16304	0.16055	0.16160	0.16160	5.49161e-5	5.62931e-5	5.50990e-5	5.50990e-5
5	1	364.651	363.363	0.13023	0.12780	0.12804	0.12804	2.25892e-5	2.38273e-5	2.19203e-5	2.19203e-5
6	1	543.629	540.870	0.10794	0.10477	0.10489	0.10489	1.04115e-5	8.99834e-6	1.13878e-5	1.13878e-5
7	1	603.818	607.231	0.92420	0.08995	0.89945	0.89945	6.87063e-6	7.70388e-6	7.22849e-6	7.22849e-6

Table 2: Time computing (in seconds) for the Gamma with Finite differences on Monte Carlo and with Vibrato plus Automatic Differentiation on Monte Carlo, dimension of the problem are varying. The settings of Monte Carlo algorithm are the same as above.

Method (Computing Gamma)	$d = 1$	$d = 2$	$d = 3$	$d = 4$	$d = 5$	$d = 6$	$d = 7$
FD (MC)	0.49	0.95	1.33	1.82	2.26	2.91	3.36
VAD (MC)	0.54	0.77	0.92	1.21	1.50	1.86	2.31

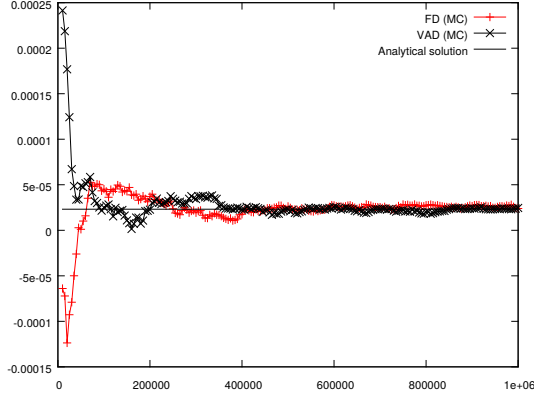


Figure 15: *Convergence of the computation of the Gamma of a Basket option where $d = 7$ (bottom) via Vibrato plus Automatic Differentiation on Monte Carlo and via Finite differences, versus the number of simulation paths.*

5 American Option

Recall that an American option is like a European option which can be exercised at any time before maturity. The value V_t of an American option requires the best exercise strategy. Let φ be the payoff, then

$$V_t := \operatorname{ess\,sup}_{\tau \in \mathcal{F}_t} \mathbf{E}[e^{-r(\tau-t)} \varphi(X_\tau) \mid X_t] \quad (53)$$

where \mathcal{F}_t is the set of stopping times in $[t, T]$.

Consider a time grid $0 < t_1 < \dots < t_n = T$ with time step h , i.e. $t_k = kh$. To discretize the problem we begin by assuming that the option can be exercised only at t_k , $k = 0, \dots, n$; its value is defined recursively by

$$\begin{cases} \bar{V}_{t_n} = e^{-rT} \varphi(X_T) \\ \bar{V}_{t_k} = \max_{0 \leq k \leq n-1} (e^{-rt_k} \varphi(X_{t_k}), \mathbb{E}[\bar{V}_{t_{k+1}} \mid \mathcal{F}_{t_k}]), \end{cases} \quad (54)$$

where \mathcal{F}_k is the set of stopping times in $\{t_k, \dots, t_n\}$.

5.1 Longstaff-Schwartz Algorithm

Following Longstaff et al. [30] let the continuation value $C_{t_k} = \mathbb{E}[e^{-rh} V_{t_{k+1}} \mid \mathcal{F}_{t_k}]$. The holder of the contract exercises only if the payoff at t_k is higher than the continuation value C_{t_k} . As X is a Markov process,

$$C_{t_k} = \mathbb{E}[e^{-rh} V_{t_{k+1}} \mid X_{t_k}]$$

The continuation value is represented as a linear combination of a finite set of R real basis functions:

$$C_k \simeq \sum_{i=1}^R \alpha_{k,i} \psi_{k,i}(X_{t_k}) \quad (55)$$

Typically, the $(\alpha_{k,i})_{i=1,\dots,R}$ are computed by least squares,

$$\min_{\alpha} \mathbb{E} \left[\left(\mathbb{E}[e^{-rh}V_{t_{k+1}} | X_{t_k}] - \sum_{i=1}^R \alpha_{k,i} \psi_{k,i}(X_{t_k}) \right)^2 \right] \quad (56)$$

This leads to a linear system

$$\sum_{i,j=1}^R \alpha_{k,i} \mathbb{E}[\psi_{k,i}(X_{t_k}) \psi_{k,j}(X_{t_k})] = \mathbb{E}[\mathbb{E}[e^{-rh}V_{t_{k+1}} | X_{t_k}] \psi_{k,i}(X_{t_k})] \quad (57)$$

Once the optimal stopping time is known, the differentiation with respect to θ of (54) can be done as for a European contract. The dependency of the τ^* on θ is neglected; arguably this dependency is second order but this point needs to be validated. So the following algorithm is proposed.

5.2 Algorithm to compute the Gamma of an American option

1. Generate M simulation paths and for each n Euler steps with time step size $h = \frac{T}{n}$
2. Compute the terminal value of each simulation path

$$V_T = (K - \bar{X}_T)^+ \quad (58)$$

3. Compute the Gamma of the terminal condition using (32) in section (4.1) for each simulation path.
4. Iterate from $n - 1$ to 1 and perform the following at the k -th time step.
 - (a) Solve the linear system (57).
 - (b) Calculate the continuation value of each path.

$$C_{k+1}(\bar{X}_{t_k}) = \sum_{i=1}^R \alpha_{k,i} \psi_i(\bar{X}_k^n) \quad (59)$$

- (c) Compute the Gamma by differentiating the Vibrato formula from the time step $k - 1$ with respect to X_0

$$\tilde{\Gamma}_k = \frac{1}{N} \sum_{i=1}^N \frac{\partial}{\partial X_0} \left(\bar{Y}_{k-1}^n (1 + rh) \frac{1}{2} (\tilde{V}_{k+}^i - \tilde{V}_{k-}^i) \frac{Z_k^i}{X_0 \sigma \sqrt{h}} \right) \quad (60)$$

$$+ \bar{Y}_{k-1}^n \sigma \sqrt{h} \frac{1}{2} (\tilde{V}_{k+}^i - 2\tilde{V}_{k\bullet}^i + \tilde{V}_{k-}^i) \frac{(Z_k^i)^2 - 1}{\bar{X}_0 \sigma \sqrt{h}} \quad (61)$$

- (d) For $i = 1, \dots, M$

$$\begin{cases} V_k^i = \tilde{V}_k^i, & \Gamma_k^i = \tilde{\Gamma}_k^i & \text{if } \tilde{V}_k^i \geq C_{k+1}(\bar{X}_k^{n,i}), \\ V_k^i = e^{-rh} V_{k+1}^i, & \Gamma_k^i = e^{-rh} \Gamma_{k+1}^i & \text{otherwise.} \end{cases} \quad (62)$$

With $\tilde{V}_{k+1} = (K - \bar{X}_{k+1}^n)^+$ and

$$\begin{cases} \bar{X}_{k\pm} = \bar{X}_{k-1} + rh\bar{X}_{k-1} \pm \sigma \bar{X}_{k-1} \sqrt{h} Z_k \\ \bar{X}_{k\bullet} = \bar{X}_{k-1} + rh\bar{X}_{k-1} \end{cases} \quad (63)$$

5. Compute the mean of the vector V and Γ .

Remark 9 *The differentiation with respect to X_0 is implemented by automatic differentiation of the computer program.*

Remark 10 *As for European contracts with (18), one can use the antithetic variables variance reduction to compute the Gamma as it gives much better results.*

5.2.1 Numerical Test

We consider the following value : $\sigma = 20\%$ or $\sigma = 40\%$, S_0 varying from 36 to 44, $T = 1$ or $T = 2$ year, $K = 40$ and $r = 6\%$. The Monte Carlo parameters are: 50,000 simulation paths and 50 time steps for the time grid. The basis in the Longstaff-Schwarz algorithm is $(x^n)_{n=0,1,2}$.

We compare with the solution of the Black-Scholes partial differential equation discretizes by an implicit Euler scheme in time, finite element in space and semi-smooth Newton for the inequalities [1]. A second order finite difference approximation is used to compute the Gamma. A large number of grid points are used to make it a reference solution. The parameters of the method are 10,000 and 50 time steps per year. Convergence history for Longstaff Schwartz plus Vibrato plus AD is shown on figure 16 with respect to the number of Monte Carlo paths (Finite differences on Monte Carlo is also displayed).

On figure 16, we display the history of convergence for the approximation of the Gamma of an American Put option versus the number of simulation paths for Vibrato plus Automatic differentiation and for Finite difference applied to the American Monte Carlo, the straight line is the reference value computed by PDE+ semi-smooth Newton. The convergence is faster for VAD than with second order Finite difference (the perturbation parameter is taken as 1% of the underlying asset price).

On table 3, the results are shown for different set of parameters taken from Longstaff et al. [30]. The method provides a good precision when variance reduction (10) is used, for the different parameters except when the underlying asset price is low with a small volatility. As for the computation time, the method is faster than Finite difference applied to the American Monte Carlo which necessitates three evaluation of the pricing function whereas VAD is equivalent to two evaluations (in direct mode).

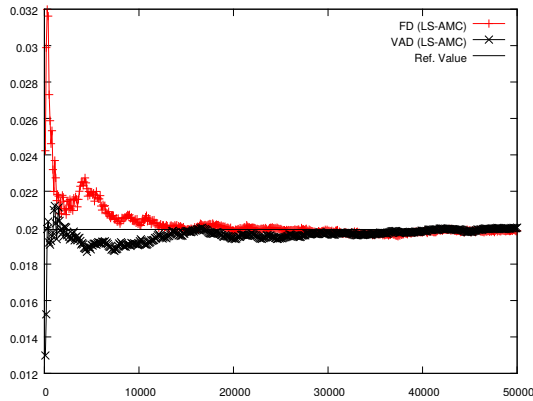


Figure 16: Convergence of the Gamma of an American option via Vibrato plus Automatic Differentiation on the Longstaff-Schwartz algorithm and via Finite differences, versus the number of simulation paths.

6 Second Derivatives of a Stochastic Volatility Model

The Heston model [21], describes the evolution of an underlying asset $(X_t)_{t \in [0, T]}$ with a stochastic volatility $(\mathcal{V}_t)_{t \in [0, T]}$:

$$\begin{aligned} dX_t &= rX_t dt + \sqrt{\mathcal{V}_t} X_t dW_t^1, \\ d\mathcal{V}_t &= \kappa(\eta - \mathcal{V}_t) dt + \xi \sqrt{\mathcal{V}_t} dW_t^2, \quad t \in [0, T]; \quad \mathcal{V}_0, X_0 \text{ given.} \end{aligned} \quad (64)$$

Here ξ is the volatility of the volatility, η denotes the long-run mean of \mathcal{V}_t and κ the mean reversion velocity. The standard Brownian process $(W_t^1)_{t \in [0, T]}$ and $(W_t^2)_{t \in [0, T]}$ are correlated: $\mathbb{E}[dW_t^1 dW_t^2] = \rho dt$, $\rho \in]-1, 1[$. If $2\kappa\eta > \xi^2$, it can be shown that $\mathcal{V}_t > 0$. We consider the evaluation of a standard European Call with payoff

$$V_T = \mathbb{E}[(X_T - K)^+] \quad (65)$$

6.1 Algorithm to Compute second derivatives in the Heston Model

To compute the Gamma by Vibrato method for the first derivative coupled to automatic differentiation for the second derivative one must do the following:

1. Generate M simulation paths for the underlying asset price $(\bar{X}, \bar{\mathcal{V}})$ and its tangent process $(\bar{Y}, \bar{\mathcal{U}}) = \frac{\partial(\bar{X}, \bar{\mathcal{V}})}{\partial X_0}$ using an Euler scheme with n time steps of step size $h = \frac{T}{n}$,

$$\begin{cases} \bar{X}_{k+1}^n = \bar{X}_k^n + rh\bar{X}_k^n + \sqrt{\bar{\mathcal{V}}_k^n} \bar{X}_k^n \sqrt{h} \tilde{Z}_{k+1}^1, & \bar{X}_0^n = X_0 \\ \bar{Y}_{k+1}^n = \bar{Y}_k^n + rh\bar{Y}_k^n + \sqrt{\bar{\mathcal{V}}_k^n} \bar{Y}_k^n \sqrt{h} \tilde{Z}_{k+1}^1, & \bar{Y}_0^n = 1 \\ \bar{\mathcal{V}}_{k+1}^n = \bar{\mathcal{V}}_k^n + \kappa(\eta - \bar{\mathcal{V}}_k^n)h + \xi \sqrt{\bar{\mathcal{V}}_k^n} \sqrt{h} \tilde{Z}_{k+1}^2, & \bar{\mathcal{V}}_0^n = \mathcal{V}_0 \end{cases} \quad (66)$$

With

$$\begin{pmatrix} \tilde{Z}^1 \\ \tilde{Z}^2 \end{pmatrix} = \begin{pmatrix} 1 & 0 \\ \rho & \sqrt{1 - \rho^2} \end{pmatrix} \begin{pmatrix} Z^1 \\ Z^2 \end{pmatrix} \quad (67)$$

Where $(Z_k^1, Z_k^2)_{1 \leq k \leq n}$ denotes a sequence of $\mathcal{N}(0; I_2)$ -distributed random variables.

2. For each simulation path

- (a) Compute the payoff

$$V_T = (\bar{X}_n^n - K)^+ \quad (68)$$

- (b) Compute the Delta using Vibrato at maturity with the $n - 1$ time steps and the following formula

$$\bar{\Delta}^n = \bar{Y}_{n-1}^n (1 + rh) \frac{1}{2} (V_{T_+} - V_{T_-}) \frac{Z_n^1}{\bar{X}_{n-1}^n \sqrt{\bar{\mathcal{V}}_{n-1}^n} \sqrt{h}} \quad (69)$$

$$+ \bar{Y}_{n-1}^n \sqrt{\bar{\mathcal{V}}_{n-1}^n} \sqrt{h} \frac{1}{2} (V_{T_+} - 2V_{T_\bullet} + V_{T_-}) \frac{Z_n^{1^2} - 1}{\bar{X}_{n-1}^n \sqrt{\bar{\mathcal{V}}_{n-1}^n} \sqrt{h}} \quad (70)$$

With

$$\begin{cases} \bar{X}_{T_\pm} = \bar{X}_{n-1}^n + rh\bar{X}_{n-1}^n \pm \sqrt{\bar{\mathcal{V}}_{n-1}^n} \bar{X}_{n-1}^n \sqrt{h} \tilde{Z}_n^1, \\ \bar{X}_{T_\bullet} = \bar{X}_{n-1}^n + rh\bar{X}_{n-1}^n. \end{cases} \quad (71)$$

- (c) Apply an Automatic Differentiation method on step (2b) to compute the Gamma.
3. Compute the mean of the result and discount it.

6.1.1 Numerical Test

We have taken the following values: the underlying asset price $X_0 \in [60, 130]$, the strike is $K = 90$, the risk-free rate $r = 0.135\%$ and the maturity is $T = 1$.

The initial volatility is $\mathcal{V}_0 = 2.8087\%$, the volatility of volatility is $\xi = 1\%$, the mean reversion is $\kappa = 2.931465$ and the long-run mean is $\nu = 0.101$. The correlation between the two standard Brownian motions is $\rho = 50\%$.

The number of Monte Carlo path is 500,000 with 100 time steps each.

The results are displayed on figures 17, 18 and 19.

On figure 17 we compare the results obtained by Vibrato plus Automatic differentiation (direct mode) with second order Finite difference method applied to a standard Monte Carlo algorithm. On figures 18 and 19, we display respectively the Vomma and the Vanna of an

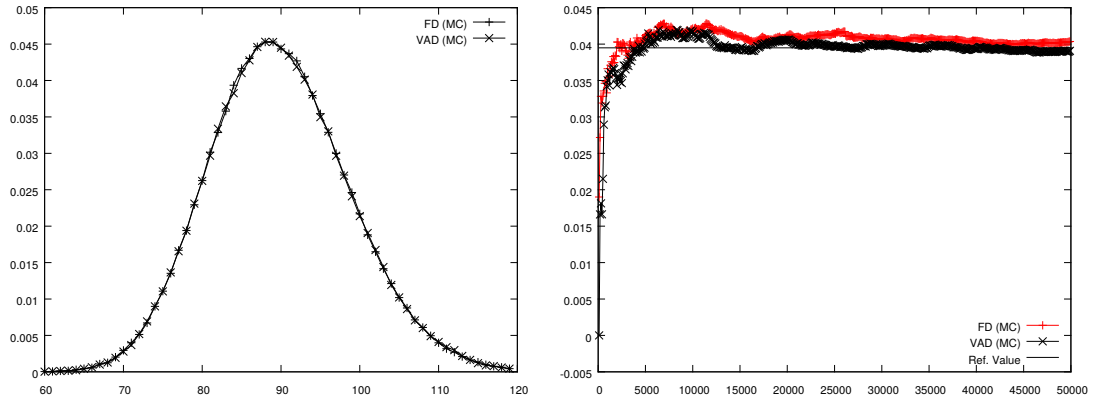


Figure 17: On the left the Gamma versus Price is displayed when computed by VAD; the approximated Gamma via Finite difference is also displayed; both curves overlap. On the right, the convergence history at one point $(X_0, \mathcal{V}_0) = (85, 2.8087)$ is displayed with respect to the number of Monte Carlo samples.

European Call option in the Heston model. And again, the convergence with respect to the number of simulation path. As for the Gamma, the method provides a good precision for the approximation of the Vomma and the Vanna. Both are computed at one point $(X_0, \mathcal{V}_0) = (85, 2.8087)$ with the same set of parameters as given above. In the case of the Vomma and the Gamma, VAD is 30% faster. For the Vanna Finite difference requires four times the evaluation of the pricing function so VAD is two times faster.

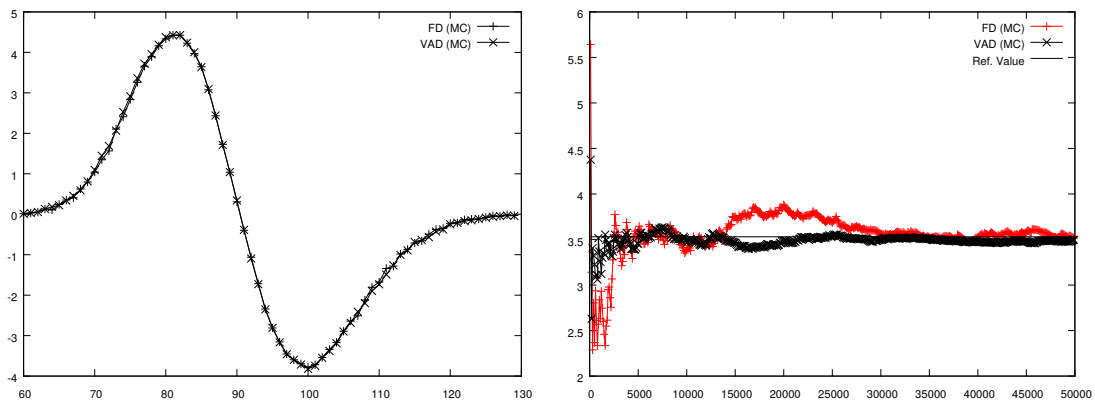


Figure 18: On the left the Vanna versus Price is displayed when computed by VAD; the approximated Vanna via Fintie difference is also displayed; both curves overlap. On the right, the convergence history at one point $(X_0, \mathcal{V}_0) = (85, 2.8087)$ is displayed with respect to the number of Monte Carlo samples.

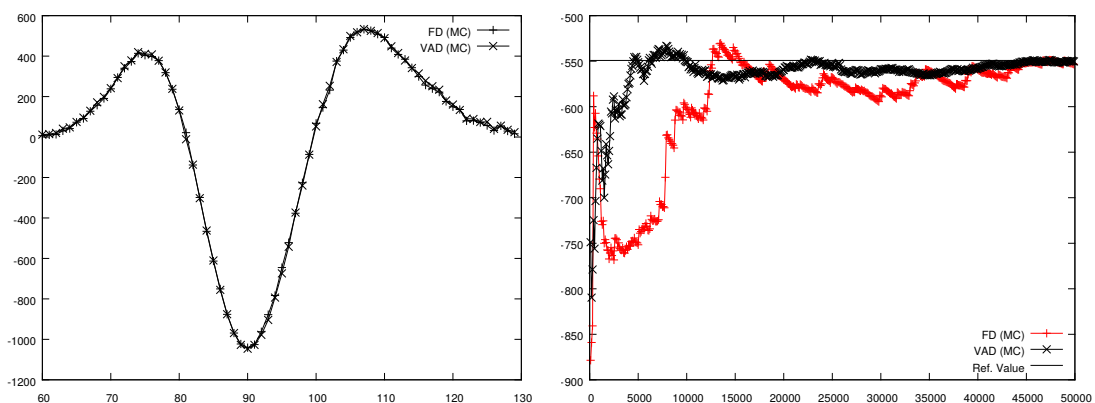


Figure 19: On the left the Vomma versus Price is displayed when computed by VAD; the approximated Vomma via Fintie difference is also displayed; both curves overlap. On the right, the convergence history at one point $(X_0, \mathcal{V}_0) = (85, 2.8087)$ is displayed with respect to the number of Monte Carlo samples.

Table 3: Results of the price, the Delta and the Gamma of an American option. The reference values are obtained via the Semi-Newton method plus Finite differences, they are compared to Vibrato plus Automatic Differentiation on the Longstaff-Schwartz algorithm. We compute the standard error for each American Monte Carlo results. The settings of the American Monte Carlo are 50 time steps and 50,000 simulation paths.

S	σ	T	Price		Delta		Gamma		Standard Error		
			Ref. Value	(AMC)	Ref. Value	Vibrato (AMC)	Ref. Value	VAD (AMC)	Ref. Value	Error	
36	0.2	1	4.47919	4.46289	0.013	0.68559	0.68123	0.08732	1.820e-3	0.06745	6.947e-5
36	0.2	2	4.83852	4.81523	0.016	0.61860	0.59934	0.07381	1.813e-3	0.06398	6.846e-5
36	0.4	1	7.07132	7.07985	0.016	0.51019	0.51187	0.03305	1.674e-3	0.03546	4.852e-5
36	0.4	2	8.44139	8.45612	0.024	0.44528	0.44102	0.02510	1.488e-3	0.02591	5.023e-5
38	0.2	1	3.24164	3.23324	0.013	0.53781	0.53063	0.07349	1.821e-3	0.07219	1.198e-4
38	0.2	2	3.74004	3.72705	0.015	0.48612	0.46732	0.05907	1.669e-3	0.05789	1.111e-4
38	0.4	1	6.11553	6.11209	0.016	0.44726	0.45079	0.02989	1.453e-3	0.03081	5.465e-5
38	0.4	2	7.59964	7.61031	0.025	0.39786	0.39503	0.02233	1.922e-3	0.02342	4.827e-5
40	0.2	1	2.31021	2.30565	0.012	0.41106	0.40780	0.06014	1.880e-3	0.05954	1.213e-4
40	0.2	2	2.87877	2.86072	0.014	0.38017	0.39266	0.04717	1.747e-3	0.04567	5.175e-4
40	0.4	1	5.27933	5.28741	0.015	0.39051	0.39485	0.02689	1.629e-3	0.02798	1.249e-5
40	0.4	2	6.84733	6.85873	0.026	0.35568	0.35446	0.01987	1.416e-3	0.02050	3.989e-5
42	0.2	1	1.61364	1.60788	0.011	0.30614	0.29712	0.04764	1.734e-3	0.04563	4.797e-5
42	0.2	2	2.20694	2.19079	0.014	0.29575	0.28175	0.03749	1.601e-3	0.03601	5.560e-5
42	0.4	1	4.55055	4.57191	0.015	0.33973	0.34385	0.02391	1.517e-3	0.02426	3.194e-5
42	0.4	2	6.17459	6.18424	0.023	0.31815	0.29943	0.01768	1.347e-3	0.01748	2.961e-5
44	0.2	1	1.10813	1.09648	0.009	0.21302	0.20571	0.03653	1.503e-3	0.03438	1.486e-4
44	0.2	2	1.68566	1.66903	0.012	0.22883	0.21972	0.02960	1.487e-3	0.02765	2.363e-4
44	0.4	1	3.91751	3.90838	0.015	0.29466	0.29764	0.02116	1.403e-3	0.02086	1.274e-4
44	0.4	2	5.57268	5.58252	0.028	0.28474	0.28447	0.01574	1.325e-3	0.01520	2.162e-4

7 Vibrato plus Reverse AD (VRAD)

If several greeks are requested at once then it is better to use AD in reverse mode. To illustrate this point we proceed to compute all second and cross derivatives i.e. the following Hessian matrix for a standard European Call option:

$$\begin{pmatrix} \frac{\partial^2 V}{\partial X_0^2} & \frac{\partial^2 V}{\partial v \partial X_0} & \frac{\partial^2 V}{\partial r \partial X_0} & \frac{\partial^2 V}{\partial T \partial X_0} \\ \frac{\partial X_0 \partial \sigma}{\partial^2 V} & \frac{\partial \sigma^2}{\partial^2 V} & \frac{\partial v \partial r}{\partial^2 V} & \frac{\partial T \partial v}{\partial^2 V} \\ \frac{\partial X_0 \partial r}{\partial^2 V} & \frac{\partial v \partial r}{\partial^2 V} & \frac{\partial r^2}{\partial^2 V} & \frac{\partial T \partial r}{\partial^2 V} \\ \frac{\partial X_0 \partial T}{\partial^2 V} & \frac{\partial v \partial T}{\partial^2 V} & \frac{\partial r \partial T}{\partial^2 V} & \frac{\partial T^2}{\partial^2 V} \end{pmatrix} \quad (72)$$

It is easily seen that a finite difference procedure will require 36 (at least 33) evaluations of the original pricing function whereas, we only call one time this function if AD is used in reverse mode. Furthermore, we have to handle 4 different perturbation parameters.

The parameters are $X_0 = 90$, $K = 100$, $\sigma = 0.2$, $r = 0.05$ and $T = 1$ year. The parameters of Monte Carlo are set to 200,000 simulation paths and 50 time steps. We used the library `adept 1.0` for the reverse mode. One great aspect here is that we only have one formula in the computer program to compute all the greeks, one has just to specify which parameters are taken as variable for differentiation.

The results are shown in the table 4, clearly the reverse automatic differentiation combined to Vibrato is faster (almost 4 times) than the finite difference procedures.

Mode	FD (MC)	VRAD (MC)
Time (sec)	2.01	0.47

Table 4: CPU time (in seconds) to compute the Hessian matrix of a standard European Call option (considering X_0 , σ , r , T as variables) in the Black-Scholes model.

8 Malliavin Calculus and Likelihood Ratio Method

Here, we want to point out that Malliavin calculus and LRM are excellent methods but they have their own numerical issues especially with short maturities which may make VAD more attractive for a general purpose software.

Let us start by recalling briefly the foundations of Malliavin calculus (further details are available in Nualart [32], Fournié et al. [9] and in Gobet et al. [16], for instance). We recall the Bismut-Elworthy-Li formula (see [3], for example):

Proposition 5 (Bismut-Elworthy-Li formula) *Let X be a diffusion process given by (4) with $d = 1$, b and σ in C^1 . Let $f : \mathbb{R} \rightarrow \mathbb{R}$ be C^1 with $\mathbb{E}[f(X_T)^2]$ and $\mathbb{E}[f'(X_T)^2]$ bounded. Let $(H_t)_{t \in [0, T]}$ be \mathcal{F} -progressively measurable in $L^2([0, T] \times \Omega, dt \otimes d\mathbb{P})$ with $\mathbb{E}[\int_0^T H_s^2 ds]$ bounded. Then*

$$\mathbb{E} \left[f(X_T) \int_0^T H_s dW_s \right] = \mathbb{E} \left[f'(X_T) Y_T \int_0^T \frac{\sigma(X_s) H_s}{Y_s} ds \right] \quad (73)$$

where $Y_t = \frac{dX_t}{dx}$ is the tangent process defined in (11).

By choosing $H_t = Y_t/\sigma(X_t)$ the above gives

$$\frac{\partial}{\partial x} \mathbb{E}[f(X_T^x)] = \mathbb{E} \left[f(X_T^x) \underbrace{\frac{1}{T} \int_0^T \frac{Y_s}{\sigma(X_s^x)} dW_s}_{\text{Malliavin weight}} \right]. \quad (74)$$

provided f has polynomial growth and $\mathbb{E} \left[\int_0^T \left(\frac{Y_t}{\sigma(X_t^x)} \right)^2 \right]$ is bounded.

Second Derivative In the context of the Black-Scholes model, the Malliavin weights, π_Γ , for the Gamma is (see [2]):

$$\pi_\Gamma = \frac{1}{X_0^2 \sigma T} \left(\frac{W_T^2}{\sigma T} - \frac{1}{\sigma} - W_T \right) \quad (75)$$

Hence

$$\Gamma_{\text{Mal}} = e^{-rT} \mathbb{E} \left[(X_T - K)^+ \frac{1}{X_0^2 \sigma T} \left(\frac{W_T^2}{\sigma T} - \frac{1}{\sigma} - W_T \right) \right] \quad (76)$$

The pure likelihood ratio method gives a similar formula (see Lemma 1)

$$\Gamma_{\text{LR}} = e^{-rT} \mathbb{E} \left[(X_T - K)^+ \left(\frac{Z^2 - 1}{X_0^2 \sigma^2 T} - \frac{Z}{X_0^2 \sigma \sqrt{T}} \right) \right] \quad (77)$$

LRPW is an improvement of LRM obtained by combining it with a pathwise method [13].

$$\Gamma_{\text{LRPW}} = \frac{\partial}{\partial X_0} \left(e^{-rT} \mathbb{E} \left[(X_T - K)^+ \frac{Z}{X_0 \sigma \sqrt{T}} \right] \right) = e^{-rT} \frac{K}{X_0^2 \sigma \sqrt{T}} \mathbb{E}[Z \mathbf{1}_{\{X_T > K\}}] \quad (78)$$

LRPW is much cheaper than VAD, Malliavin or LRM and it is also less singular at $T = 0$. However all these methods require new analytical derivations for each new problem.

8.1 Numerical Tests

We compared VAD with LRPW and Malliavin calculus. The results are shown on Table 5

The Gamma is computed with the same parameters as in the section 4.3. The maturity is varying from $T = 1$ to 10^{-5} year. The Monte Carlo parameters are also set to 100,000 simulation paths and 25 time steps.

Notice the inefficiency of LRPW, Malliavin Calculus and to a lesser degree of VAD and Finite Difference when T is small.

9 Acknowledgment

This work has been done with the support of ANRT and Global Market Solution inc. with special encouragements from Youssef Allaoui and Laurent Marcoux.

T	VAD (MC)	FD (MC)	LRPW (MC)	Malliavin (MC)
1.00e+0	3.63e-5	1.76e-4	3.40e-4	9.19e-3
5.00e-1	8.55e-5	3.11e-4	7.79e-4	1.62e-2
1.00e-1	6.64e-4	1.50e-3	4.00e-3	6.54e-2
5.00e-2	1.49e-3	2.80e-3	7.51e-3	1.21e-1
1.00e-2	8.78e-3	1.84e-2	3.76e-2	5.44e-1
5.00e-3	1.86e-2	3.95e-2	7.55e-2	1.10e+0
1.00e-3	9.62e-2	1.77e-1	3.76e-1	5.74e+0
5.00e-4	1.85e-1	3.34e-1	7.56e-1	1.07e+1
1.00e-4	1.01e+0	1.63e+0	3.77e+0	5.26e+1
5.00e-5	1.98e+0	3.46e+0	7.54e+0	1.09e+2
1.00e-5	1.03e+1	1.78e+1	3.79e+1	5.40e+2

Table 5: Variance of the Gamma of a standard European Call with short maturities in the Black-Scholes model. Gamma is computed with VAD, FD, LRPW and Malliavin. The computation are done on the same samples.

9.1 Note on CPU

Tests have been done on an Intel(R) Core(TM) i5-3210M Processor @ 2,50 GHz. The processor has turbo speed of 3.1 GHz and two cores. We did not use parallelization in the code.

10 Conclusion

This article extends the work of Mike Giles and investigates the Vibrato method for higher order derivatives in quantitative finance.

For a general purpose software Vibrato of Vibrato is too complex but we showed that it is essentially similar to the analytical differentiation of Vibrato. Thus AD of Vibrato is both general, simple and essentially similar to Vibrato of Vibrato of second derivatives. We have also shown that Automatic differentiation can be enhanced to handle the singularities of the payoff functions of finance. While AD for second derivatives is certainly the easiest solution, it is not the safest and it requires an appropriate choice for the approximation of the Dirac mass.

Finally we compared with Malliavin calculus and LRPW.

The framework proposed is easy to implement, efficient, faster and more stable than its competitors and does not require analytical derivations if local volatilities or payoffs are changed.

Further developments are in progress around nested Monte Carlo and Multilevel-Multistep Richardson-Romberg extrapolation [28].

References

- [1] Y. Achdou and O. Pironneau. *Computation methods for option pricing*. Frontiers in Applied Mathematics. SIAM, Philadelphia, 2005. xviii+297 pp., ISBN 0-89871-573-3.
- [2] E. Benhamou. Optimal Malliavin weighting function for the computation of the greeks. *Mathematical Finance*, 13:37–53, 2003.
- [3] J. M. Bismut, K. D. Elworthy, and X. M. Li. Bismut type formulae for differential forms. *Probability Theory*, 327:87–92, 1998.

- [4] D. Brigo, F. Mercurio, F. Rapisarda, and R. Scotti. *Approximated moment-matching dynamics for basket options simulation*. Product and Business Development Group, Banca IMI, 2002. Working paper.
- [5] M. Broadie and P. Glasserman. Estimating security price derivatives using simulation. *Management Science*, 42(2):269–285, 1996.
- [6] L. Capriotti. Fast greeks by algorithmic differentiation. *Journal of Computational Finance*, 14(3):3–35, 2011.
- [7] L. Capriotti. Likelihood ratio method and algorithmic differentiation: fast second order greeks. Preprint SSRN:1828503, 2014.
- [8] P. S. Dywer and M. S. Macphail. Symbolic matrix derivatives. *The Annals of Mathematical Statistics*, 19(4):517–534, 1948.
- [9] E. Fournié, J. M. Lasry, J. Lebuchoux, and P. L. Lions. Application of Malliavin calculus to Monte Carlo methods in finance. *Finance and Stochastics*, 2(5):201–236, 2001.
- [10] M. Giles and P. Glasserman. Smoking adjoints: fast evaluation of greeks in Monte Carlo calculations. NA-05/15, Numerical Analysis Group, Oxford University, July 2005.
- [11] M. B. Giles. Vibrato Monte Carlo sensitivities. In P. L’Ecuyer and A. Owen, editors, *Monte Carlo and Quasi-Monte Carlo Methods 2008*, pages 369–382. New York, Springer edition, 2009.
- [12] P. Glasserman. *Gradient estimation via perturbation analysis*. Kluwer Academic Publishers, Norwell, Mass, 1991.
- [13] P. Glasserman. *Monte Carlo methods in financial engineering*, volume 53 of *Application of Mathematics*. Springer, New York, 2003. xiii+598 pp., ISBN 0-387-00451-3.
- [14] P. Glasserman and X. Zhao. Fast greeks by simulation in forward LIBOR models. *Journal of Computational Finance*, 3(1):5–39, 1999.
- [15] P. W. Glynn. Likelihood ratio gradient estimation: an overview. In *Proceedings of the Winter Simulation Conference*, pages 366–374, New York, 1987. IEEE Press.
- [16] E. Gobet and R. Munos. Sensitivity analysing using Itô-Malliavin calculus and martingales: applications to stochastic optimal control. *SIAM Journal on Control and Optimization*, 43(5):1676–1713, 2005.
- [17] A. Griewank. On automatic differentiation. In M. Iri and K. Tanabe, editors, *Mathematical Programming: Recent Developments and Applications*, pages 83–108. 1989. Kluwer Academic Publishers Dordrecht.
- [18] A. Griewank and A. Walther. *Evaluating derivatives: principles and techniques of algorithmic differentiation*. Frontiers in Applied Mathematics. SIAM, Philadelphia, 2008. xxi+426 pp., ISBN 978-0-89871-659-7.
- [19] A. Griewank and A. Walther. *ADOL-C: A Package for the Automatic differentiation of algorithm written in C/C++*. University of Paderborn, Germany, 2010.
- [20] L. Hascoët and V. Pascual. The Tapenade Automatic Differentiation tool: Principles, Model, and Specification. *ACM Transactions On Mathematical Software*, 39(3), 2013.

- [21] S. L. Heston. A closed-form solution for options with stochastic volatility with applications to bond and currency options. *Review of Financial Studies*, 6:327–343, 1993.
- [22] M. Hintermüller, K. Ito, and K. Kunish. The Primal-Dual active set strategy as a Semi-smooth Newton method. *SIAM Journal on Control and Optimization*, 3(13):865–888, 2003.
- [23] Y. C. Ho and X. R. Cao. Optimization and perturbation analysis of queuing networks. *Journal of Optimization Theory and Applications*, 40:559–582, 1983.
- [24] R. J. Hogan. Fast reverse-mode automatic differentiation using expression templates in C++. *Transactions on Mathematical Software*, 40(26):1–26, 2014.
- [25] C. Homescu. Adjoints and automatic (algorithmic) differentiation in computational finance. arXiv:1107.1831, 2011.
- [26] K. Ito and K. Kunisch. Semi-smooth Newton method for variational inequalities of the first kind. *ESAIM: Mathematical Modelling and Numerical Analysis*, 37(1):41–62, 2010.
- [27] H. Kunita. *Stochastic Flows and Stochastic Differential Equations*. Cambridge studies in advanced mathematics. Cambridge University Press, Cambridge, 1990. xiv+361 pp., ISBN 0-521-35050-6.
- [28] V. Lemaire and G. Pagès. Multistep Richardson-Romberg extrapolation. Preprint arXiv:1401.1177, 2014.
- [29] E. Levy. Pricing European average rate and currency options. *Journal of International Money and Finance*, 11:474–491, 1992.
- [30] F. A. Longstaff and E. S. Schwartz. Valuing American options by simulation: a simple least squares approach. *Review of Financial Studies*, 14:113–148, 2001.
- [31] R. L. Mishkov. Generalization of the formula of fa’a di Bruno for a composite function with a vector argument. *International Journal of Mathematics and Mathematical Sciences*, 24(7):481–491, 2000.
- [32] D. Nualart. *The Malliavin calculus and related topics*. Probability and its Applications. Springer-Verlag, Berlin, 2006. x+390 pp., ISBN 978-3-540-28328-7.
- [33] O. Pironneau. *Automatic differentiation for financial engineering*. Université Pierre et Marie Curie, Paris VI, 2008.
- [34] M. Reiman and A. Weiss. Sensitivity analysis for simulations via likelihood ratios. *Operations Research*, 37:830–844, 1989.
- [35] R. Rubinstein. Sensitivity analysis and performance extrapolation for computer simulation models. *Operations Research*, 37:72–81, 1989.
- [36] R. Suri and M. Zazanis. Perturbation analysis gives strongly consistent sensitivity estimates for the m/g/1 queue. *Management Science*, 34:39–64, 1988.

A Appendix: Terms in Vibrato Second Order

Computation of the terms $\frac{\partial \varphi^2}{\partial \mu^2}$, $\frac{\partial \varphi^2}{\partial \sigma^2}$ and $\frac{\partial \varphi^2}{\partial \mu \partial \sigma}$. For the second derivative with respect to μ , we start from

$$\frac{\partial \varphi}{\partial \mu}(\mu, \sigma) = \mathbb{E} \left[V(\mu + \sigma\sqrt{h}Z) \frac{Z}{\sigma\sqrt{h}} \right] = \frac{1}{\sigma^2 h} \left[\mathbb{E}[V(\mu + \sigma\sqrt{h}Z)(\mu + \sigma\sqrt{h}Z)] - \mu \mathbb{E}[V(\mu + \sigma\sqrt{h}Z)] \right] \quad (79)$$

We set

$$\tilde{V}(\mu + \sigma\sqrt{h}Z) = V(\mu + \sigma\sqrt{h}Z)(\mu + \sigma\sqrt{h}Z) \quad (80)$$

Then

$$\begin{aligned} \frac{\partial^2}{\partial \mu^2} \mathbb{E}[V(\mu + \sigma\sqrt{h}Z)] &= \frac{1}{\sigma^2 h} \left[\mathbb{E} \left[\tilde{V}(\mu + \sigma\sqrt{h}Z) \frac{Z}{\sigma\sqrt{h}} \right] - \mathbb{E}[V(\mu + \sigma\sqrt{h}Z)] \right. \\ &\quad \left. - \mu \mathbb{E} \left[V(\mu + \sigma\sqrt{h}Z) \frac{Z}{\sigma\sqrt{h}} \right] \right] \\ &= \frac{1}{\sigma^2 h} \mathbb{E} \left[V(\mu + \sigma\sqrt{h}Z)(\mu + \sigma\sqrt{h}Z - \mu) \frac{Z}{\sigma\sqrt{h}} - V(\mu + \sigma\sqrt{h}Z) \right] \\ &= \mathbb{E} \left[V(\mu + \sigma\sqrt{h}Z) \frac{Z^2 - 1}{\sigma^2 h} \right] \end{aligned} \quad (81)$$

Now, for the second derivative with respect to σ , we have (with 13, 18 and 6)):

$$\frac{\partial^2}{\partial \sigma^2} \mathbb{E}[V(\mu + \sigma\sqrt{h}Z)] = \mathbb{E} \left[V(\mu + \sigma\sqrt{h}Z) \frac{Z^2 - 1}{\sigma} \right] = \frac{1}{\sigma^3 h} \mathbb{E}[V(\mu + \sigma\sqrt{h}Z)(u - \mu)^2] - \frac{1}{\sigma} \mathbb{E}[V(\mu + \sigma\sqrt{h}Z)] \quad (82)$$

With

$$\tilde{V}(u) = V(u)(u - \mu)^2 \quad (83)$$

Hence,

$$\begin{aligned} \frac{\partial^2}{\partial \sigma^2} \mathbb{E}[V(\mu + \sigma\sqrt{h}Z)] &= \frac{1}{\sigma^3 h} \mathbb{E} \left[\tilde{V}(\mu + \sigma\sqrt{h}Z) \left(\frac{Z^2 - 1}{\sigma} - \frac{3}{\sigma} \right) \right] \\ &\quad - \frac{1}{\sigma} \mathbb{E} \left[V(\mu + \sigma\sqrt{h}Z) \left(\frac{Z^2 - 1}{\sigma} - \frac{1}{\sigma} \right) \right] \\ &= \mathbb{E} \left[\tilde{V}(\mu + \sigma\sqrt{h}Z) \frac{Z^2 - 4}{\sigma^2} \right] - \mathbb{E} \left[V(\mu + \sigma\sqrt{h}Z) \frac{Z^2 - 2}{\sigma^2} \right] \\ &= \mathbb{E} \left[V(\mu + \sigma\sqrt{h}Z) \frac{Z^4 - 5Z^2 + 2}{\sigma^2} \right] \end{aligned} \quad (84)$$

As, for the mixed derivatives with respect to μ then to σ , we have (starting from (79) and with $\tilde{V}(\mu + \sigma\sqrt{h}Z) = V(\mu + \sigma\sqrt{h}Z)(\mu + \sigma\sqrt{h}Z)$, 13, 18 and 6)

$$\begin{aligned} \frac{\partial^2}{\partial \sigma \partial \mu} \mathbb{E}[V(\mu + \sigma\sqrt{h}Z)] &= \frac{1}{\sigma^2 h} \mathbb{E} \left[\tilde{V}(\mu + \sigma\sqrt{h}Z) \left(\frac{Z^2 - 1}{\sigma} - \frac{2}{\sigma} \right) \right] \\ &\quad - \frac{1}{\sigma^2 h} \mu \mathbb{E} \left[V(\mu + \sigma\sqrt{h}Z) \left(\frac{Z^2 - 1}{\sigma} \right) \right] \\ &= \mathbb{E} \left[V(\mu + \sigma\sqrt{h}Z) \frac{Z(Z^2 - 1)}{\sigma^2 \sqrt{h}} \right] - \mathbb{E} \left[V(\mu + \sigma\sqrt{h}Z) \frac{2Z}{\sigma^2 \sqrt{h}} \right] \\ &= \mathbb{E} \left[V(\mu + \sigma\sqrt{h}Z) \frac{Z^3 - 3Z}{\sigma^2 \sqrt{h}} \right] \end{aligned} \quad (85)$$

B Semi-Smooth Newton Method for American Option

With an semi-implicit finite difference Euler time scheme the American option problem becomes

$$\begin{aligned} \frac{u^m - u^{m-1}}{\Delta t} - \frac{\partial}{\partial S} \left(\frac{X^2 \sigma^2}{2} \frac{\partial u^m}{\partial S} \right) + r u^m &\geq S \left(r - \frac{\sigma^2}{2} \right) \frac{\partial u^{m-1}}{\partial S}, \\ u^m(S) &\geq \phi(S), \quad S \in \mathbb{R}^+, \quad t \in (0, T) \end{aligned} \quad (86)$$

with equality at each S on one of the two inequations, and initialized by $u^0(S) = \phi(S)$, $S \in \mathbb{R}^+$.

Thus, at each time step one must solve a problem of the type

$$Au \geq V, \quad u \geq \phi \text{ in } \mathbb{R}^+ \quad (87)$$

where A is the strongly elliptic symmetric operator

$$u \rightarrow \left(r + \frac{1}{\Delta t} \right) u - \frac{\partial}{\partial S} \left(\frac{X^2 \sigma^2}{2} \frac{\partial u}{\partial S} \right) \quad \text{and} \quad V = \frac{u^{m-1}}{\Delta t} + S \left(r - \frac{\sigma^2}{2} \right) \frac{\partial u^{m-1}}{\partial S}$$

The problem is also

$$\min_{u \in H^1(\mathbb{R}^+), u \geq \phi} \left\{ \frac{1}{2} a(u, u) - (V, u) \right\}$$

with

$$a(u, v) = \int_0^\infty \left(\alpha u v + \mu \frac{\partial u}{\partial S} \frac{\partial v}{\partial S} \right), \quad \alpha = r + \frac{1}{\Delta t} \quad \text{and} \quad \mu = \frac{X^2 \sigma^2}{2}.$$

Recall that an equation like $F(x) = 0$ (with $F : \mathbb{R}^n \rightarrow \mathbb{R}^n$) can be solved by Newton's method:

$$x_{k+1} = x_k - G(x_k)^{-1} F(x_k)$$

with $G = F'$ the jacobian of F . Hintermuller et al. [22] observed that Newton's algorithm converges even if F is not differentiable provided that there exists G such that

$$\text{for all } x \quad \lim_{\|h\| \rightarrow 0} \|F(x+h) - F(x) - G(x+h)h\| = 0$$

a property which is satisfied by $F(x) = \max\{0, x\}$ for instance with $G(x) = \max\{0, x\}/x$.

Ito et al. [26] suggested to apply the idea to (87) reformulated as

$$\begin{aligned} a(u, v) - (\lambda, v) &= (f, v) \quad \forall v \in H^1(\mathbb{R}^+), \quad \text{i.e. } Au - \lambda = f \\ \lambda - \min\{0, \lambda + c(u - \phi)\} &= 0, \end{aligned} \quad (88)$$

The last equality is equivalent to $\lambda \leq 0$, $\lambda \leq \lambda + c(u - \phi)$ i.e. $u \geq \phi$, $\lambda \leq 0$, with equality on one of them for each S . This problem is equivalent to (87) for an real constant $c > 0$ because λ is the Lagrange multiplier of the constraint.

B.1 Algorithm

Newton's algorithm applied to (88) gives

1. Choose $c > 0$, u_0 , λ_0 , set $k = 0$.
2. Determine

$$A_k := \{S : \lambda_k(S) + c(u_k(S) - \phi(S)) < 0\}$$

3. Set

$$u_{k+1} = \arg \min_{u \in H^1(\mathbb{R}^+)} \left\{ \frac{1}{2} a(u, u) - (f, u) : u = \phi \text{ on } A_k \right\}$$

4. Set

$$\lambda_{k+1} = f - Au_{k+1}$$