



HAL
open science

Multi-agent systems for the dependability and safety of microgrids

Zina Boussaada, Octavian Curea, Haritza Camblong, Najiba Bellaaj Mrabet,
Amélie Hacala-Perret

► **To cite this version:**

Zina Boussaada, Octavian Curea, Haritza Camblong, Najiba Bellaaj Mrabet, Amélie Hacala-Perret. Multi-agent systems for the dependability and safety of microgrids. *International Journal on Interactive Design and Manufacturing*, 2014, 10 (1), pp.1-13. 10.1007/s12008-014-0257-9 . hal-01234137

HAL Id: hal-01234137

<https://hal.science/hal-01234137>

Submitted on 18 Jan 2021

HAL is a multi-disciplinary open access archive for the deposit and dissemination of scientific research documents, whether they are published or not. The documents may come from teaching and research institutions in France or abroad, or from public or private research centers.

L'archive ouverte pluridisciplinaire **HAL**, est destinée au dépôt et à la diffusion de documents scientifiques de niveau recherche, publiés ou non, émanant des établissements d'enseignement et de recherche français ou étrangers, des laboratoires publics ou privés.

Dear Author,

Here are the proofs of your article.

- You can submit your corrections **online**, via **e-mail** or by **fax**.
- For **online** submission please insert your corrections in the online correction form. Always indicate the line number to which the correction refers.
- You can also insert your corrections in the proof PDF and **email** the annotated PDF.
- For fax submission, please ensure that your corrections are clearly legible. Use a fine black pen and write the correction in the margin, not too close to the edge of the page.
- Remember to note the **journal title**, **article number**, and **your name** when sending your response via e-mail or fax.
- **Check** the metadata sheet to make sure that the header information, especially author names and the corresponding affiliations are correctly shown.
- **Check** the questions that may have arisen during copy editing and insert your answers/ corrections.
- **Check** that the text is complete and that all figures, tables and their legends are included. Also check the accuracy of special characters, equations, and electronic supplementary material if applicable. If necessary refer to the *Edited manuscript*.
- The publication of inaccurate data such as dosages and units can have serious consequences. Please take particular care that all such details are correct.
- Please **do not** make changes that involve only matters of style. We have generally introduced forms that follow the journal's style. Substantial changes in content, e.g., new results, corrected values, title and authorship are not allowed without the approval of the responsible editor. In such a case, please contact the Editorial Office and return his/her consent together with the proof.
- If we do not receive your corrections **within 48 hours**, we will send you a reminder.
- Your article will be published **Online First** approximately one week after receipt of your corrected proofs. This is the **official first publication** citable with the DOI. **Further changes are, therefore, not possible.**
- The **printed version** will follow in a forthcoming issue.

Please note

After online publication, subscribers (personal/institutional) to this journal will have access to the complete article via the DOI using the URL: [http://dx.doi.org/\[DOI\]](http://dx.doi.org/[DOI]).

If you would like to know when your article has been published online, take advantage of our free alert service. For registration and further information go to: <http://www.link.springer.com>.

Due to the electronic nature of the procedure, the manuscript and the original figures will only be returned to you on special request. When you return your corrections, please inform us if you would like to have these documents returned.

Metadata of the article that will be visualized in OnlineFirst

Please note: Images will appear in color online but will be printed in black and white.

ArticleTitle	Multi-agent systems for the dependability and safety of microgrids	
Article Sub-Title		
Article CopyRight	Springer-Verlag France (This will be the copyright line in the final PDF)	
Journal Name	International Journal on Interactive Design and Manufacturing (IJIDeM)	
Corresponding Author	Family Name	Curea
	Particle	
	Given Name	Octavian
	Suffix	
	Division	
	Organization	ESTIA
	Address	64210, Bidart, France
	Email	o.curea@estia.fr
Author	Family Name	Boussaada
	Particle	
	Given Name	Zina
	Suffix	
	Division	
	Organization	Université de Tunis El Manar, Ecole Nationale d'Ingénieurs de Tunis, LR11ES15 Laboratoire de Systèmes Electriques
	Address	1002, Tunis, Tunisia
	Email	zina.b.88@hotmail.fr
Author	Family Name	Camblong
	Particle	
	Given Name	Haritza
	Suffix	
	Division	
	Organization	ESTIA
	Address	64210, Bidart, France
	Division	Department of Systems Engineering and Control
	Organization	University of the Basque Country (UPV/EHU)
	Address	Europa Plaza 1, 20018, Donostia, Spain
	Email	h.camblong@estia.fr
Author	Family Name	Bellaaj Mrabet
	Particle	
	Given Name	Najiba
	Suffix	
	Division	
	Organization	Université de Tunis El Manar, Ecole Nationale d'Ingénieurs de Tunis, LR11ES15 Laboratoire de Systèmes Electriques

Address 1002, Tunis, Tunisia
Division Institut Supérieur d'Informatique
Organization Université de Tunis El Manar
Address 1002, Tunis, Tunisia
Email najiba_bm@yahoo.fr

Author Family Name **Hacala**
Particle
Given Name **Amélie**
Suffix
Division
Organization ESTIA
Address 64210, Bidart, France
Email a.hacala@estia.fr

Schedule Received 5 November 2014
Revised
Accepted 19 November 2014

Abstract The electrical networks are very complex systems, presently in full evolution. With the increasing penetration and apportionment over large areas of the renewable energies, the centralized nature of the power production evolves toward a more distributed form. In this context, the interest of the microgrids, as subcomponents of the main grid, rises especially by the specific services that they can provide. To ensure the stability and the dependability of a microgrid is a difficult task particularly in islanded mode. The microgrid is a mix of different types of elements and its structure may evolve. The multi-agents systems technique, with its distributed and adaptive character, can be an interesting tool for the control of each microgrid component and for the real time decision making related to the microgrid management. The paper starts with a presentation of microgrids and their specific issues, and follows with some basic concepts on multi-agents systems. Then, a review of the proposed techniques and algorithms that implies multi-agents systems in microgrids management is presented, focusing on the safety and the dependability in microgrids.

Keywords (separated by '-') Microgrid - Multi agent system - Agent - Management - Safety - Dependability

Footnote Information

Multi-agent systems for the dependability and safety of microgrids

Zina Boussaada · Octavian Curea ·
Haritza Camblong · Najiba Bellaaj Mrabet ·
Amélie Hacala

Received: 5 November 2014 / Accepted: 19 November 2014
© Springer-Verlag France 2014

Abstract The electrical networks are very complex systems, presently in full evolution. With the increasing penetration and apportionment over large areas of the renewable energies, the centralized nature of the power production evolves toward a more distributed form. In this context, the interest of the microgrids, as subcomponents of the main grid, rises especially by the specific services that they can provide. To ensure the stability and the dependability of a microgrid is a difficult task particularly in islanded mode. The microgrid is a mix of different types of elements and its structure may evolve. The multi-agents systems technique, with its distributed and adaptive character, can be an interesting tool for the control of each microgrid component and for the real time decision making related to the microgrid management. The

paper starts with a presentation of microgrids and their specific issues, and follows with some basic concepts on multi-agents systems. Then, a review of the proposed techniques and algorithms that implies multi-agents systems in microgrids management is presented, focusing on the safety and the dependability in microgrids.

Keywords Microgrid · Multi agent system · Agent · Management · Safety · Dependability

1 Introduction

The power system is becoming increasingly complex in recent years. In its classical version, large size power plants, power lines (transportation and distribution), substations and a very large number of customers (loads) compose the grid. In this kind of grid, the energy flow is unidirectional: from the power plants to the loads. The grid stability is ensured using the energy balancing mechanism based on primary, secondary and tertiary control. The primary control is based on the frequency and voltage droop characteristics implemented in the control systems of the generators but it is not able to return the frequency to the normal value, it can only stabilize it. The secondary control modifies the setting points of power plants in order to maintain the mean frequency on 1 min time range and can be automatic or manually imposed by the grid dispatcher. The tertiary control can act on the reserve deployment and deal with the long time stability (hour range).

The complexity of grids increases and their structure changes with the expansion of the renewable energies. Comparing with classical power plants, the photovoltaic parks and wind farms are smaller and dispersed on large areas. As a result the power production passes from a centralized way to a distributed one and the energy flow becomes bidi-

Z. Boussaada · N. Bellaaj Mrabet
Université de Tunis El Manar, Ecole Nationale d'Ingénieurs de
Tunis, LR11ES15 Laboratoire de Systèmes Electriques,
1002 Tunis, Tunisia
e-mail: zina.b.88@hotmail.fr

O. Curea (✉) · H. Camblong · A. Hacala
ESTIA, 64210 Bidart, France
e-mail: o.curea@estia.fr

H. Camblong
e-mail: h.camblong@estia.fr

A. Hacala
e-mail: a.hacala@estia.fr

H. Camblong
Department of Systems Engineering and Control,
University of the Basque Country (UPV/EHU), Europa Plaza 1,
20018 Donostia, Spain
e-mail: aritza.camblong@ehu.es

N. Bellaaj Mrabet
Institut Supérieur d'Informatique, Université de Tunis El Manar,
1002 Tunis, Tunisia
e-mail: najiba_bm@yahoo.fr

rectional on several segments because the same power lines are used to take up energy from renewable generators and to supply customers. To highlight the bidirectional connections and the complexity of the future smart grid, some authors speak about an internet of energy [1].

The integration of this distributed production in the grid can be facilitated by the establishment of microgrids based on geographical location, microgrids composed by small power plants, loads and storage facilities that share the same connection point with the main grid.

In this case, the main grid will perceive the microgrid as an entity, without having to directly manage each of its components.

Because of its distributed character, traditional management/supervision systems, which are designed to manage large production units operating under a centralized way, can hardly control the microgrids. Thus, the management mechanism of microgrids must consider decentralized nature of the system.

Multi agent systems (MASs) appear to be a very useful tool to operate and control power systems. They have three main characteristics:

- Agents have a very high level of autonomy: each agent is able to control/manage with autonomy its own states and tasks.
- The agents negotiate between themselves in order to solve complicated coordination problems.
- “Each agent has a certain behavior and tends to satisfy certain objectives by using its services” [2]. As a result MASs can provide optimal management strategies to the corresponding unit.

Having taken all these characteristics into account, several researchers have focused the application of MASs in microgrids. There are a variety of MASs applications on microgrids:

- Management and control applications including market operation, islanding and synchronization, substation automation...
- Safety applications including grid restoration, self healing of microgrid, grid monitoring and preventive diagnosis...

Interactive design is a concept which can be applied to different knowledge areas. As it can be understood from its name, the concept is linked to systems where different components which can be human, software or hardware type, interacts between them (communication, action, decision making...) in order to design or redesign something.

Concerning MASs, the interaction between real and virtual agents is permanent. In their application to microgrids

management, as it can be seen in some examples given below, MASs must often redesign the microgrid configuration in real-time in order to adapt it to new situations. For instance when a microgrid has to be disconnected from the main grid, firstly some virtual agents have to detect why and when the disconnection has to be carried out. Then, these agents must transmit this information to other virtual agents which have to adapt the overall system to the new situation, redesigning virtual agents associated to the management of the microgrids. Finally, these last agents configure again the microgrids for instance disconnecting some real agents, as loads, from it.

Another example could be the optimization problem in microgrids, which is a real-time, iterative and interactive process, and where often different scenarios are simulated in order to optimally reconfigure the microgrid.

This paper presents different applications of MASs on microgrids and emphasizes applications about microgrid dependability. The paper is composed by three main parts. Section 2 provides firstly a definition of a microgrid and its structure. Secondly, it shows the different issues related to microgrids, especially in applications where MASs are relevant. Section 3 describes MASs concept, the agents' properties and different types of agents. Section 4 analyzes the complexity of microgrids and the different reasons to use MASs technique in this context. It also reviews MASs' applications for management and dependability in microgrids.

2 Microgrids and theirs specific issues

The microgrid is a small-scale grid designed to provide electricity to a small community (buildings, schools, industries). Its sources can be based on fossil fuels (diesel, gas turbine...) and renewable energies (photovoltaic, wind turbine...).

The structure of a microgrid is not always the same. Anyway, each microgrid usually includes three types of components: distributed generation (DG), distributed storage systems and loads. An overview of a microgrid architecture is shown in Fig. 1. The DG is the producer of power. The distributed storage system stores power when production exceeds consumption and provide it when consumption exceeds production. The load is the consumer of power in the microgrid [3]. The electrical connection between the microgrid and the main grid is made through the point of common coupling (PCC).

Conventional electrical grids often supply loads with alternating current (AC), but as renewable energies such as wind power and solar photovoltaic become more widespread in microgrids, direct current (DC) microgrids could be a more efficient and cheaper alternative. In fact, several devices used in microgrids deal with low voltage DC power: storage systems (batteries, supercapacities), fuel cells, PV panels, small-scale renewable sources (wind turbines, ...). In general, even

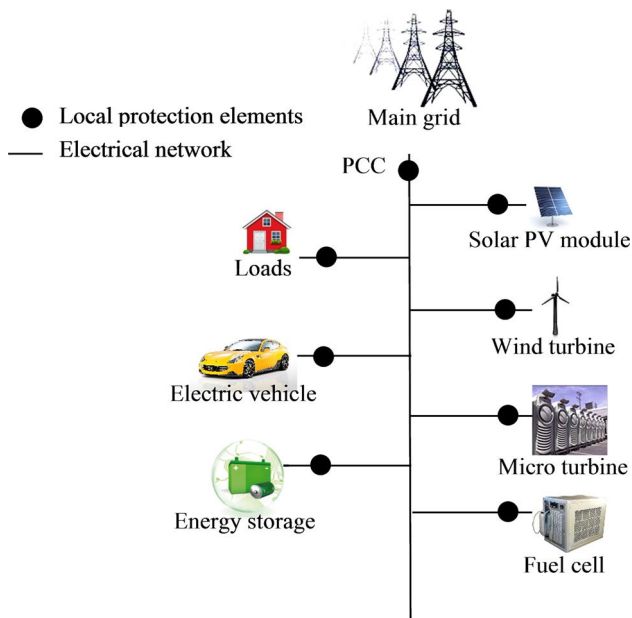


Fig. 1 Architecture of a microgrid

if the electricity will ultimately be delivered to a DC load, generators require costly power converters / inverters because they supply power to AC mains electrical networks. In addition to the cost augmentation, the use of these inverters increases the power losses.

The significant increase of interest on the microgrids has drawn researchers' attention on the various issues facing their operation. From a perspective of management, the primary goal of microgrids is to ensure the energy delivery to loads, while stabilizing the electrical infrastructure and reducing environmental emissions and operational cost [4]. Another main operation objective is to ensure a healthy and safe operation. Thus, it is important to concentrate researches also in the study of microgrid safety, in order to obtain a reliable system. In addition, considering the possibility of connection and disconnection between the microgrid and the main grid, it is also important to develop the issue of their islanding and synchronization.

2.1 Management optimization

In the management of microgrids, the main goal is to achieve a compromise between different constraints such as: the spot-market price of electricity, operational costs, weather conditions, fuel availability, greenhouse gas emissions, etc. [5]. Therefore, the management optimization is an essential process in the operation of microgrids.

Two operational modes define the microgrid:

- Grid connected mode: the microgrid exchanges power with the main grid (the upper level grid of the microgrid).

The objective of the power exchange is to maintain power balance between supply and demand.

- Islanded mode: there is no power exchange between the microgrid and the main grid, because they are electrically isolated [3].

Management in islanded mode In islanded mode, the main grid is unavailable. So according to [6] two main tasks must be executed: guarantee the power balance between production and consumption and the control/regulation of voltage amplitude and frequency of the system. As renewable DGs are not fully predictable, the controllable DGs, loads and distributed storage systems are charged of ensuring the power balance, managing the power difference between the renewable DGs and the local loads. In case of a supply excess, the management system has to store energy or to decrease the output power of the controllable DG to maintain the frequency and voltage of the microgrid. In case of a demand excess, available power cannot feed all local loads. So the management system has to take energy from the storage or to interrupt non-critical loads [4,6].

Furthermore, the management in islanded mode can take into account several constraints as storage limitations, line losses, emissions of CO₂, constraints of DG, as focused in reference [7], when fuel limits, generation limits, and rump up and ramp down limits are underlined.

Management in connected mode In connected mode, there is no interruption of the non-critical loads because the lack of delivered power to feed loads is no more a problem. Anyway, the management system usually tries to supply all the local loads (critical and non-critical loads) with local DGs. The supply of loads in connected mode is insured thanks to exchange of power with the main grid. In [8] authors proposed a simple MAS architecture which aims essentially to use local distributed resources in order to supply local loads. In this paper, the priority is given to the local production: the MAS considers the use of local DGs production, even if the cost of buying energy from the main grid is lower. In contrast, in [9–12], energy costs and market prices are the first priority of the microgrid operation.

Reference [12] proposes the concept of energy internet. The energy internet is defined in [12] as a vast network that efficiently supplies electricity to anyone anywhere. Such system becomes decentralized, reliable, and efficient thanks to the digital age. In this concept, electricity is considered as electrical data to dispatch in the microgrid. As written in [12] the limitation of energy internet is the lack of significant energy storage capacity inside the main grid.

In the management of microgrids in connected mode, some papers as [13–15] incorporate environmental data in the mathematical model used in the management optimization. In these papers, authors focus on the minimization of CO₂ emissions. The environmental factor is generally, in the

scientific literature, the one which has the least priority in the optimization criteria. Among other reasons, this factor is used to encourage the use of renewable energy sources, which are non-polluting.

2.2 Islanding and synchronization

In addition to the functions mentioned above, islanding detection and synchronization with the main grid are also a challenge for the control of microgrids. In fact, the microgrid islanding process may result from a planned or an unplanned disconnection from the main grid. If faults could not be immediately isolated or solved, or if unusual events occur, the microgrid must be disconnected. Therefore, the microgrid operates in islanded mode. Then it is the role of the DG to supply the electricity demand that was previously supported by the main grid. As aforementioned, under this situation, two things must be maintained: the balance between supply and demand, and the voltage and frequency of the system within acceptable ranges. Maintaining the power equilibrium between supply and demand during the transition period from one state to another needs a carefully designed control strategy [3]. That's why islanding detection algorithms must be established [16,17]. As in [18], islanding detection strategies can be classified into passive and active methods. Passive methods recognize islanding by detection of the voltage abnormality at the PCC, including frequency, phase shift and harmonics, to identify the islanding [19]. Even these methods are simple and do not have an impact on the normal operation of the DG system, they are not always reliable.

To improve the islanding detection capability, active islanding detection methods are employed. A suitable active islanding detection method is used in [18]. This method is essentially based on two actions: monitoring the voltage at the PCC and changing the magnitude of the injected current. Under grid failure, islanding is detected when the change in voltage at the PCC is more than the allowable range. Active islanding detections methods are more efficient than passive ones. Moreover, the perturbations caused by active islanding detection methods must not introduce any distortion nor affect the zero crossing of the converter current.

2.3 Microgrid safety

The safe and reliable operation of the microgrid, including controlling its components so that variables remain within acceptable tolerances is very important. The reliability issue is dealt with two types of methods: preventive ones, based on the knowledge accumulated from experience and predictive ones which depend on real-time data acquisition and

processing. Both must allow avoiding the occurring of potential problems.

Self-healing and restoration After service interruption, it is imperative to obtain post-fault target grid configuration for the reaching of optimal operational sequence [20]. Indeed, to improve the safety of microgrids, self-healing is the first key. As written in [4], in general, in view of a single or many fault events, the system must be able to detect them and recover its normal behavior: it is the self-healing. For power system, the definition of self healing includes three important steps: identify the problems rapidly, act to minimize any adverse impacts from fault events, and recover promptly the system to stable operating state, if possible [21,22]. Certain researches treat the self-healing as a single bloc [20]. Though, it is divided into two periods: the emergency reaction step and the restorative step [4]. The first step starts by the detection of the fault reason.

The typical reaction of the system is the isolation of the problem. Emergency reactions which may be automatic or predetermined are considered here. The effect of these reactions is to place the system in a safer and less perilous condition. Once the system has carried out the transition beyond the initial emergency, the restorative stage can starts. Several reconfigurations may take place during restoration, to improve the overall system state involving: load shedding or recovering, switch manipulations, generation startup or shutdown, or other actions which change system set point [23]. The restorative stage may be the longest and the most complicated in self-healing. It requires complex decisions. In fact, the problem of restoration is considered as a typical constrained nonlinear optimal problem [24] and many papers focused on only microgrid restorative stage [20,24,25]. Various approaches were proposed. They can be broken down into four categories: Mathematical Programming (MP) [29], Expert Systems (ESs) [28,29], heuristic [26,27], and soft computing [30].

Dependability: predictive diagnosis The study of predictive diagnosis is the second main issue concerning microgrids safety. Predictive diagnosis allows improving significantly the safety of physical systems in general and that of microgrids in particular. One definition for predictive diagnosis, as referenced in [31], is the following one: "predictive diagnosis is the task of foreseeing the occurrence of possible faults within the system itself before they actually occur and in a given time interval". The knowledge of all conditions that affect the system operation, when applied from outside, is required to achieve predictive diagnosis functions. These conditions can be:

- input variables: the predictive diagnosis system processes these variables in order to perform its functions and therefore achieve the objectives that it is designed for.

- system settings: all system attributes, whose values can be set by the user or the operator, are considered as system settings (for example, the position of a switch).
- environmental conditions: are the conditions related to the environment which influence the system operation (example: irradiation for PV panels).

In this context, a suitable predictive diagnosis is more effective by using state observation/estimation techniques which improves the reliability and the efficiency of electrical systems [32,33]. To apply these techniques, it is necessary to identify the different states of the power system which establish the situation of all its components.

There are many other methods of predictive diagnosis for microgrids. They are often based on repetitions and application of various scenarios in simulations in order to predict the error before its occurrence [34].

Although this issue is extremely important, the most important issue about microgrid dependability in the scientific literature is the restoration.

3 Multi agent systems (MASs)

As explained before, the decentralized nature of microgrids promotes their control in a distributed way. On the other hand, some artificial intelligence techniques are more effective than classic techniques for the management of complex systems.

The study of MASs started around 1980 as part of the development of distributed artificial intelligence (DAI). Currently, many techniques in computer science and artificial intelligence focus on agents. In fact, agents are used in an increasingly wide variety of applications [35,36]. MASs approach benefits several important computer applications such as process control, planning, communication networks configuration or concurrent systems [24].

MASs are systems composed of several agents which cooperate. In general, agents act to support the users and have different goals and motivations [37,38].

3.1 Agent

An agent is defined as an autonomous entity that can be viewed as perceiving and acting upon its environment. The agent must be able to communicate with other agents. To interact successfully, agents must have the ability to cooperate, coordinate and negotiate with each other, almost as people do.

The main point of the agents is that they are autonomous; this property will be defined below.

3.2 Properties of agents

In the literature, several properties of agents have been proposed, among them we can mention:

Autonomy An agent is able to take initiatives (capacity for self-definition), to exercise control over its actions and its statements (self-control capacity), perceive changes in its environment and decide when it will act.

Reactivity An agent perceives environment where it is located and can respond to changes that occur there (acting in response to external events).

Goal-oriented is the ability of an agent to decide how to meet the assigned objective and setup an agenda. We also talk about flexibility in the sense that the actions of an agent are not entirely predetermined and defined. Indeed, it is able to choose what it will consider and in which order, depending on the external environment. Agents can receive requests from external sources, but each agent can decide to follow up or not such requests.

Pro-activity is the ability of the agent to be permanently active, without waiting to be invoked by external events. The software agent is physically a process or a particular thread within a home agent system.

Communication Software agent is able to be engaged in complex interactions with applications, services, users, resources, systems or with other agents.

Cooperation Software agent is able to establish and maintain relationships with other agents and users in order to accomplish its tasks.

Anthropomorphism Some human characteristics can be useful. For example, natural language understanding allows users to specify tasks to be performed without having to learn a particular language for the rules specification or to be familiar with a particular interface with an agent.

Mobility A mobile agent is able to move physically from one machine to another and go across different system architectures and platforms during its execution.

Learning and Adaptability The agent can be able to learn and change its behavior according to the experiment. Learning agent may also be called adaptive agent.

Self-triggering An agent can decide exactly when to trigger the appropriate action according to the external environment [37,38].

3.3 Classification of agents

Several classifications of agents exist in the literature. According to [39], three types of agents have been distinguished in the MASs: cognitive agents, reactive agents, and hybrid agents.

Cognitive agents are agents which have a capacity of memory, reasoning and communication. They behave in a

more “reflected” way, resulting from a choice among a set of possible actions. This choice is the result of reasoning.

Reactive agents are agents which have a low communication capacity. They have little or no model about themselves, about other agents or about the environment. Their behavior type is stimulus-response.

Concerning hybrid agents, they use both types of behavior: cognitive and reactive. Hybrid agents can be classified according to their degree of autonomy, cooperation and adaptation [40]. These characteristics are generally considered major in DAI [41]. Thus, four hybrid agent types can be distinguished:

Intelligent agent Combine the three characteristics (autonomy, cooperation, adaptation) to their highest level. They are able to plan their actions, to negotiate with other agents and to acquire or modify their knowledge. They generally have learning ability.

Collaborating agent are cognitive not learners agents. They have a large degree of cooperation and autonomy, but they are not adaptive. They are mainly used in areas that require decentralization such as network maintenance [42].

Information agent These agents which are used increasingly are dedicated to information retrieval, mainly on the Internet. Information agents must have considerable autonomy to be able to act alone. Also they must be able to adapt their behavior according to the needs of the user or the amount or relevance of the information.

Interface agent are also called assistants agents. They are mainly used for assisting the user in the case of interfaces with many complex features. These agents generally have a limited capacity for cooperation.

4 MASs in microgrids

The power system is sometimes considered as “one of the largest and most complex objects made by man” [43]. Microgrids are also complex systems, even if they are smaller than conventional electrical grids. They are more heterogeneous and adaptive. According to Cilliers [44], from the system and control point of view, the main characteristics of microgrids are the following:

- The number of elements that have an impact on the microgrid behavior is large: many types of generators, loads and other types of entities and components which have their own objectives and specific modes of interactions. That’s why the behavior of the grid cannot be modeled through the classic descriptions as differential algebraic equations systems only.
- The interaction between elements is necessary. Two types of interactions are required to maintain the equilibrium between supply and demand: direct interaction (by com-

munication) and indirect interaction (by consuming or converting energy). However, to operate in a comprehensive manner, the system doesn’t require all elements. For example, the microgrid must be able to continue to operate when a load is disconnected, even if this disconnection makes unstable the grid temporarily.

- Interactions are non-linear, i.e., big results can have small causes. Moreover, interactions having short range can influence the grid gravely. The consequence may extend much further. For example, a single failure as power failure in a line caused by falling trees can be the source of a blackout [45].
- The feedback associated to interactions can be positive or negative. The single proportional- or proportional-integral are the types of feedback loops included in most of systems’ control, for example to maintain the voltage and the frequency.
- They interact with the environment, thus they are open systems. The grid can have different changes on its structure and size. The effects of these changes influence other infrastructure such as: transport and water infrastructure. In this context, boundaries between the system and its environment are difficult to draw.
- Several equilibrium states which are not “natural” must be maintained in the system: the balance between supply and demand is an example of these states. That’s why, to keep the system running, the system needs advanced control systems. Turn off the control systems can cause an immediate instability.
- Power grids have a history. That is they evolve over time. This evolution does not include only the accumulation of various components, but also the improvement of their architecture, for example the adding of in anticipation of future needs. So, the past of microgrids is, at least partially, responsible for their current state.
- The microgrid elements have a local view of the grid, and they can access limited information about other elements and the overall system behavior. Only grid operators have an aggregate view of the system macroscopic behavior.

4.1 MASs in microgrids management

Several algorithms based on artificial intelligence, such as MASs [46], are implemented in decentralized systems. Amongst these control strategies, MASs try to simplify the operation of complex systems, by dividing a large system into subsystems. These subsystems are smaller, easier to manage and coordinate with each other to achieve a common goal in a distributed way [47,48].

The literature is rich with examples of MASs applications in the management and control of microgrids. Indeed, agents are designed to achieve several operations’ goals as supervising energy production and consumption, monitoring power

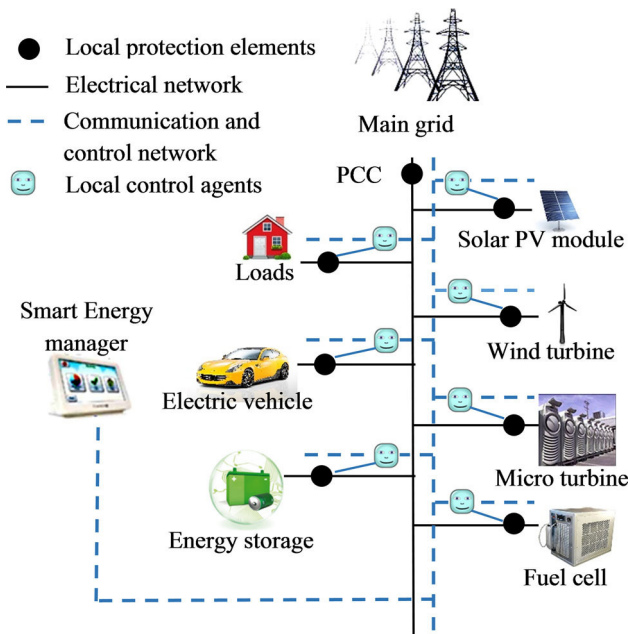


Fig. 2 Application of MASs in microgrid operation

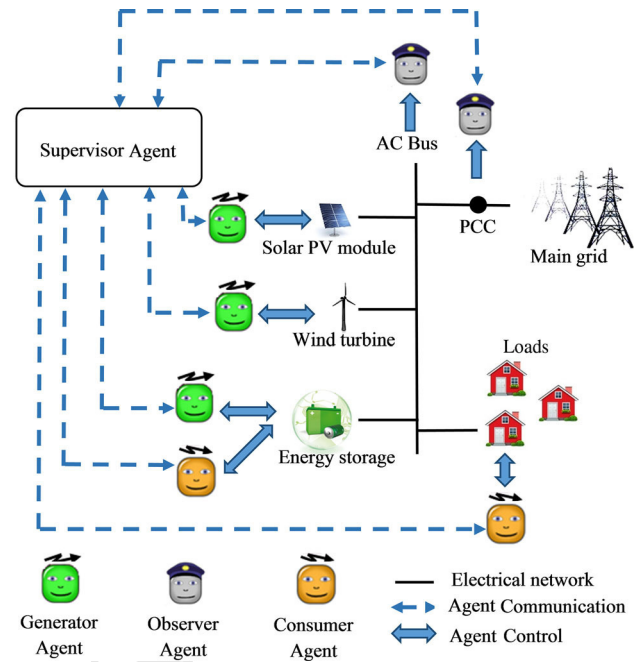


Fig. 3 MAS structure used in [5]

517 quality in the system, controlling the status of other agents,
 518 detecting power flow issues, outages or voltage irregularities,
 519 carrying out tasks related to security, brokering the completion
 520 of computational tasks among resources, etc. [49].

521 In [5, 11, 46, 50] authors had as issue power management
 522 and control of microgrids. They used MASs applications
 523 focusing on collaboration, coordination and interaction
 524 between agents to distribute energy from resources to different
 525 loads performing market operation. Figure 2 shows the
 526 application of MASs in microgrids in general. It is important
 527 to note that physically, the agents are located nearby each
 528 microgrid element. It means that the messages exchange
 529 between the agents must be supported by a communication
 530 network.

531 In [5], authors proposed a microgrid MAS with three agent
 532 types: generator agent, consumer agent and observer agent,
 533 as shown in Fig. 3. One agent of appropriate type is associated
 534 to each element of the microgrid according to its role, except
 535 for storage systems which are associated to two agents' type:
 536 generator agent and consumer agent. In addition, authors add
 537 an observer agent to obtain information about spot price and
 538 status for the MASs when the microgrid is interconnected
 539 with the main grid. The power management in the context
 540 of [5] primarily describes asset dispatch for static stability.
 541 Static stability, as a category, "describes the effects of gradual
 542 small changes to system parameters and focuses on the
 543 response of system assets reestablish a tolerable state of operation
 544 after such changes" [5]. At each instant, agents must control
 545 their local situation, choose the best solution taking into
 546 account agent's goals and, if necessary, communicate

547 their planned action to the MASs, participate in the prioritization
 548 of the MASs and adjust their actions according to the collective
 549 group decision.

550 In [3, 6] microgrid management and control in islanded
 551 mode is studied. In [3] authors think about how to maintain
 552 the power balance between supply and demand. In the case
 553 of lack of supply, MASs perform the isolation of non critical
 554 loads in order to meet the power equilibrium. In [6] authors
 555 present scalable MASs for optimal operation of islanded
 556 microgrid. Each independent element in the microgrid is
 557 represented by an intelligent agent in the MAS.

558 To accomplish microgrid objectives, five types of agents
 559 have been used in the distributed MAS:

560 *Distributed generator agent (DGAg)* Controls and negotiates
 561 the power level of corresponding micro source and its
 562 status. DGAg has a data set which can be divided into:

- 563 – Fixed data: minimum power levels, maximum power levels,
 564 unit name, coefficients of fuel cost...
- 565 – Variable data: the status of the unit, current power production...
- 566

567 *Load agent (LAg)* Controls and negotiates the power level
 568 of corresponding load and its status. LAg is able to carry out
 569 demand side management.

570 *Energy storage system agent (ESSAg)* is the responsible
 571 of managing the storage elements in the microgrid. Its role
 572 is to provide the best schedule to storage systems such as
 573 electrolyzers/fuel cells and battery banks. ESSAg supervises

574 requests from the microgrid manager agent and controls the
575 state of charge (SOC) of its attached storage system.

576 *Microgrid manager agent (MGMAg)* The main functions
577 of control and management of the microgrid are affected to
578 the MGMAg. Indeed, it's the agent responsible of supervising
579 and scheduling distributed energy sources, executing demand
580 side management techniques and storing some information
581 such as units' operational statuses and power settings.

582 *Schedule coordinator agent (SCAg)* In order to ensure
583 a balance between demand and supply, it is necessary to
584 achieve a day-ahead generation scheduling. In this case
585 MGMAg has to activate SCAG which negotiates with DGAg
586 and LAG in order to define the production schedule for the
587 period.

588 *Database agent (DAg)* As its name suggests, this agent
589 store data about available agents and their capacities.

590 *Power world simulator agent (PWSAg)* It has the task to
591 verify the correct operation of the system compared with the
592 simulation results [6].

593 On the other hand, in [14] a hierarchical hybrid control for
594 microgrid is considered. Authors feel that "a smart control
595 scheme for a microgrid requires not only the continuous con-
596 trollers to regulate dynamic behaviors of units, but also the
597 discrete control strategies to coordinate switching behaviors
598 of multi-mode operations". Thus, there is a real-time interac-
599 tion and cooperation between continuous and discrete control
600 systems. Three agents' levels are proposed and the architec-
601 tures of different hierarchical agents and their interaction are
602 designed as follows:

- 603 – The lower level control agent: it is a hybrid agent that is
604 composed by two layers, one reactive and another one
605 cognitive. The reactive layer is named as "perception
606 and action" layer. It is responsible of responding quickly
607 when it detects an emergency situation in the envi-
608 ronment. Thus, the reactive layer of renewable energy
609 resource agent is able to perceive the sudden change of
610 resources conditions in order to determine when it must
611 react switching the operational mode. In addition, the
612 cognitive layer that is named as "belief, desire and inten-
613 tion" layer has high degree of intelligence. It is able to
614 control or plan the behavior of agents in order to achieve
615 some goals.
- 616 – The middle level coordinates control agents: is designed
617 as a cognitive agent. Its role is to coordinate the switches
618 of operational modes in order to maintain safe voltages.
619 The voltage safety evaluation is determined according to
620 knowledge data and state data in order to plan coordinated
621 control strategies. As a result, the agent can determine the
622 reconfiguration plans of operational mode.
- 623 – The upper level energy management agent: is also
624 designed as a cognitive agent. It uses optimization
625 process based on state data and knowledge data in order

626 to plan the energy management strategies. So, it's respon-
627 sible to maintain the balance between demand and supply
628 of power in the microgrid [14].

629 4.2 MASs and simulation of microgrids management

630 In [34], authors consider that simulation is a powerful tech-
631 nique for power system studies. A computer simulation of
632 the system with Hardware-In-the-Loop (HIL) is provided.
633 The HIL type simulation has several advantages comparing
634 with other testing methods:

- 635 – It provides the possibility to investigate repeatedly and
636 thoroughly the different states of the power system in a
637 true-to-nature condition before the actual system is built
638 and operated.
- 639 – It decreases the costs and the risks of dangerous situations
640 thanks to the examination of various extreme conditions.
641 So it increases the likelihood to identify hidden defects
642 in the system before their impact manifests themselves
643 in the actual operation.

644 The studied microgrid in [34] is a DC one. The MAS is
645 operated as intelligent controller of the DC microgrid where
646 the DG, the distributed storage systems, and the smart loads
647 are presented by intelligent agents.

648 There are three agents in this MAS: one for the DG
649 (DGAg), one for the distributed storage system (ESSAg)
650 and one for the smart loads (LAG). DGAg et ESSAg are
651 responsible to determine the output power reference using
652 information related to each energy source (as the SOC of
653 the battery, the rated power, the current output power...) and
654 taking into account costs, power reserve and so on. A cen-
655 tral coordinator cooperates with other agents to achieve the
656 microgrid management goals. Thus, the central coordinator
657 gathers real time data such as request for power system ancil-
658 lary service, electricity price and benefits paid for the power
659 request participation. When the central coordinator receives
660 a request for power participation or power quality improve-
661 ment, it decides if the microgrid participates in this request or
662 not. In the case of participation, it communicates with other
663 agents to respond to the request optimally.

664 Simulation, in general, and HIL simulation in particular
665 is an effective approach to forecast microgrid operation and
666 it allows the improvement of not only the management but
667 also the dependability of microgrids.

668 4.3 Application of MAS in microgrids dependability

669 Application of MASs in microgrids management has increas-
670 ingly demonstrated its advantages, mainly when MASs
671 focuses microgrid dependability. It is primordial to focus
672 microgrid safety in order to master the power system. In

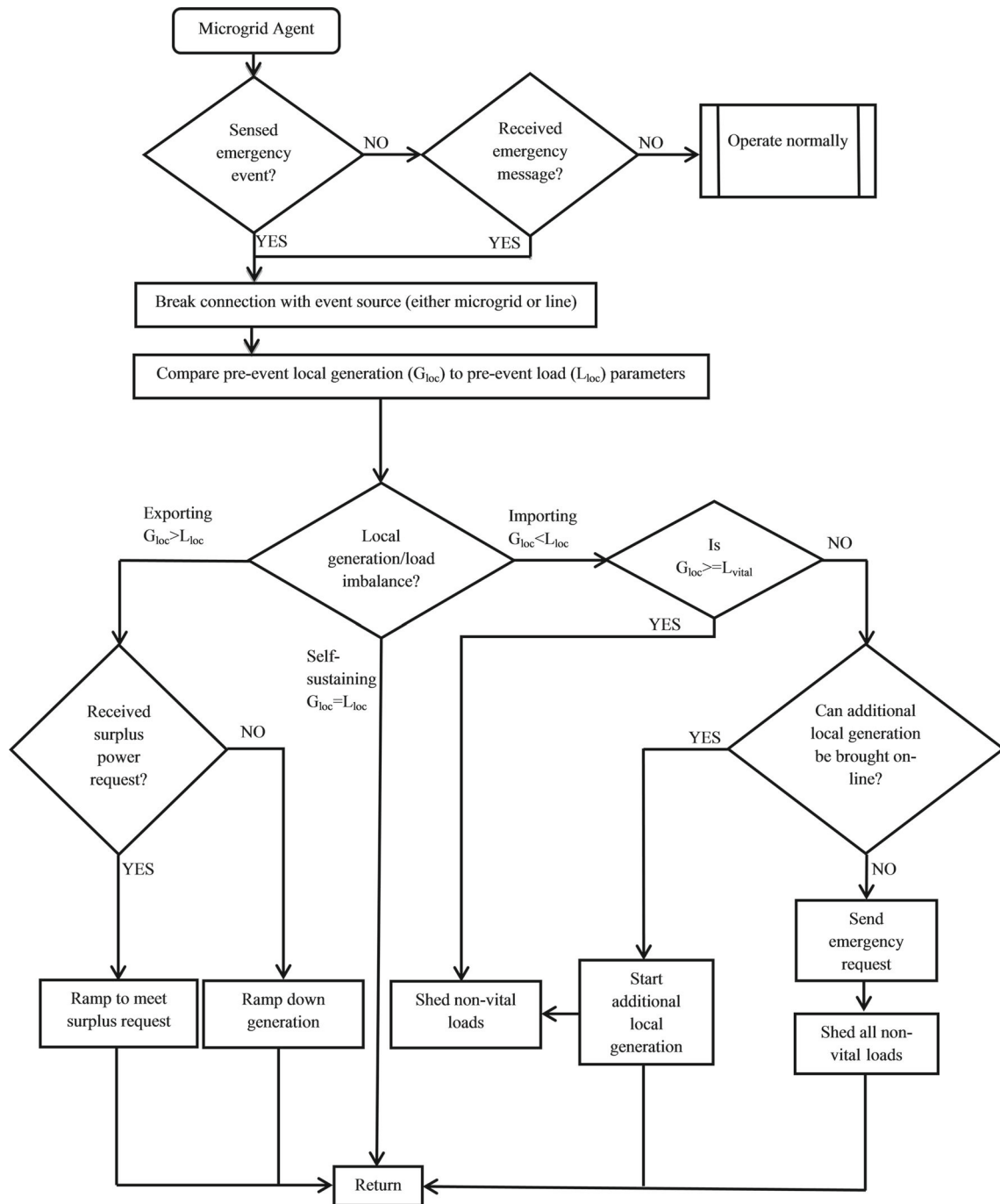


Fig. 4 Agents algorithm under emergency situation

673 addition, MASs have the property of autonomy, cooperation, 681
 674 learning and adaptability, which accentuate the efficiency of 682
 675 their use in reconfiguration and diagnosis of microgrids. 683

676 Several studies have focused on the application of MASs 684
 677 self healing microgrid systems, because it's a process directly 685
 678 related to increase the dependability in the system. Colson 686
 679 et al. [4] proposes a MAS architecture which study the self 687
 680 healing of microgrid in an emergency situation. The power 688

system modeled in [4] is a set of microgrids interconnected 681
 and operating in cooperation. The goals of the used MAS 682
 are to minimize the reactive power flow, to keep frequency 683
 and voltage stable and to consider economic factors and syn- 684
 chronization concerns. Each microgrid is represented by an 685
 agent. This agent manages local generation based on the fol- 686
 lowing priority hierarchy which includes both self-interest 687
 and cooperation: 688

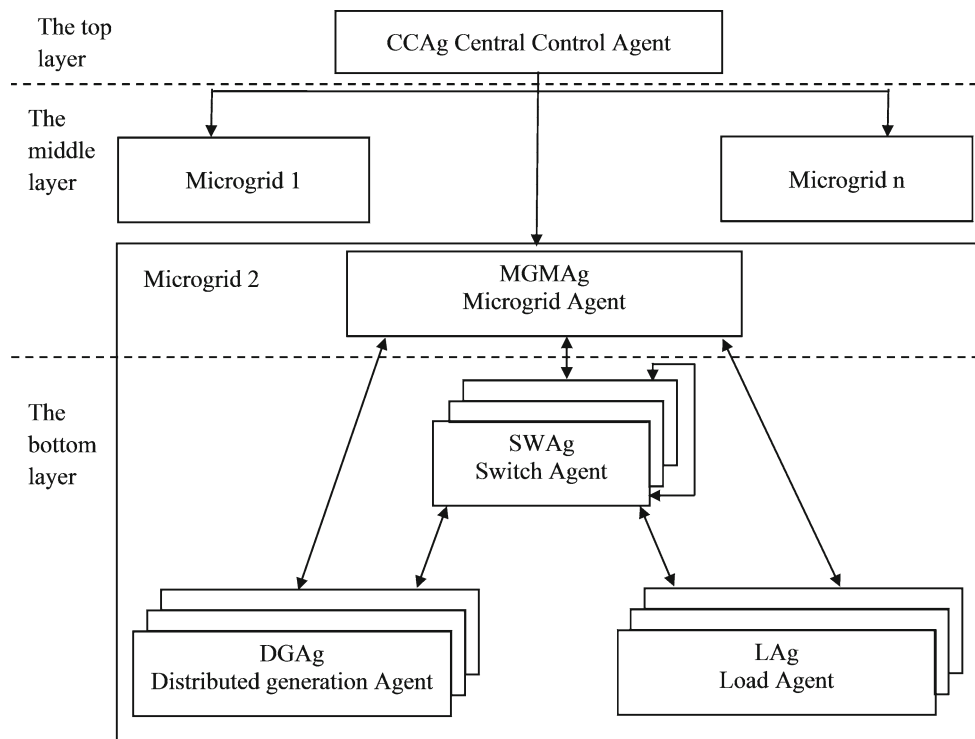


Fig. 5 MAS architecture for restoration purposes

1. Local microgrid critical load requirements.
2. Neighboring microgrid emergency critical load requirements.
3. Local microgrid non-critical load requirements.
4. Neighboring microgrid non-critical load requirements.

In this MAS, as written, an emergency situation is “either a failure of a microgrid resulting in its loss from the system or a faulted transmission line that results in the loss of that power flow path from the system”.

At an emergency situation (Fig. 4), upon the detection of an internal microgrid fault or a neighboring microgrid failure, the microgrid agent sends an emergency message. At the reception of that broadcast, each microgrid migrates to the autonomous state in order to reduce the power transmission on the compromised power system. Upon the placement of microgrids in a safe condition, the restoration stage starts.

At this point, the agent of the microgrid in fault broadcast an emergency message indicating the inability to satisfy the supply of critical loads with local production. So, each microgrid agent with available generation capacity (in excess compared to its critical load requirements) sends the quantity of excess capacity and the current list of available safe connections to the microgrid in trouble. The agent of the microgrid in fault identifies which microgrid will supply it. As written in [4] “The restorative stage is very similar to normal operation except that some microgrid nodes and connections

are unavailable to the system”. Finally, when the emergency situation has disappeared, the last step of self healing begins.

Finally, the microgrid agents reestablish all broken connection with the microgrids previously in fault and include them into normal operations.

Restoration is the most important step. It improves the dependability and the safety of the system. Papers [20,24,25] cover the subject in greater depth. In [24], a MAS architecture is proposed for restoration. It is divided into three layers:

- The bottom layer: is the fundamental layer. It is composed by DGAg, LAg and switch agent (SWAg), which are independent agents.
- The middle layer: is the layer of coordination and management and is based on the MGMAg. The MGMAg coordinates the local controllers which are responsible of the optimization operation.
- The top layer: is composed by a central control agent (CCA), which is in charge of the market operation and technical operation in a medium and low voltage area. The MAS structure is shown in Fig. 5 and the used algorithm is shown in Fig. 6.

The decisions made for restoration are based on messages exchange between agents. A fault situation can be marked for example by a detection of power insufficiency on behalf of LAg. Thus, the LAg sends an emergency message to its

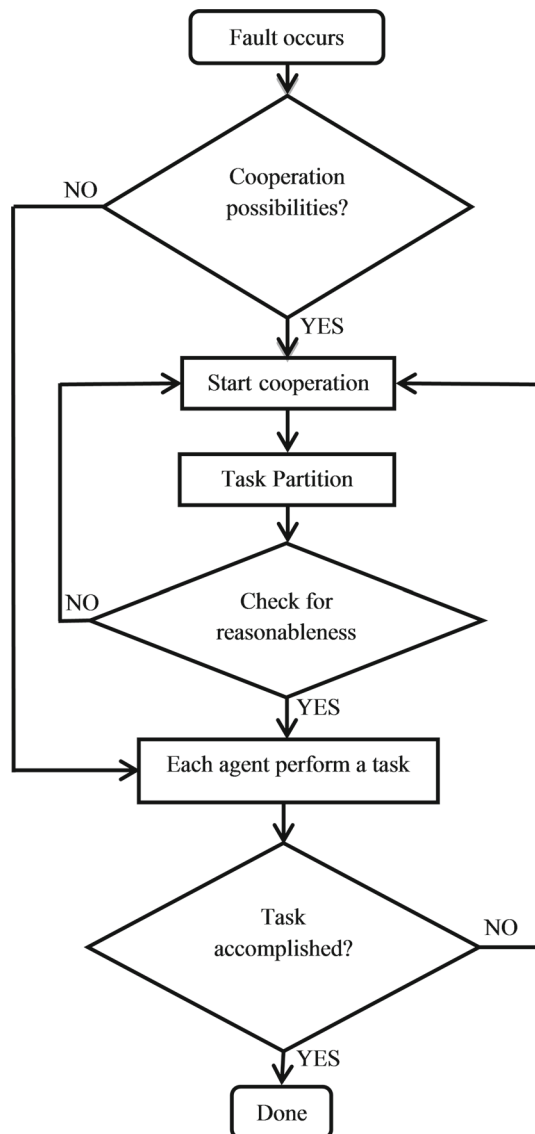


Fig. 6 Restoration algorithm

in [20,25] it was divided into two steps: the first step is to identify an optimal configuration as a restoration target. The second step is defined as the restoration procedure. There, maintaining a certain level of security, a sequence of switching is made up in order to bring the faulted system into the target system obtained from the first step.

In [20] a MAS architecture is proposed for smart grid which does not have DG. The MAS is based on three types of agents:

- Load agent: controls the load affected to it. It cooperates with the bus agent (BAG) as it is the responsible of the connection and the disconnection of the load in an emergency situation.
- Facilitator agent (FAG): it is the responsible of the grids management and decisions making in the emergency situations.
- Bus agent: it manages the coordination between FAG and LAG in order to determine an optimal structure of grid connection after a fault occurs.

5 Conclusion

The integration of the distributed generators, based essentially on renewable energies, in power systems push towards a distributed management and operation of electrical grids: the microgrids. This relevant change has prompted researches to opt for new techniques of control and management of microgrids, as distributed artificial intelligence techniques.

In this way, MASs, which proved their effectiveness in several fields, are increasingly used in microgrid operation. Indeed, MASs are specifically dedicated to distributed control of complex systems. That is why agents are designed with a strong capacity of autonomy. In addition, they have the ability to communicate, coordinate, and negotiate between themselves. Thus, MASs are effective in both management and restoration of microgrids.

In this paper, some aspects on how MASs can be designed were addressed, especially from the point of view of two functions: management and dependability.

Concerning the microgrid management, some examples of MAS architectures for energy optimization, market operation, and improvement of environmental concerns whatever the operational mode of microgrid have been exposed.

Regarding the dependability, the robustness of MAS in fault detection and islanding, reconfiguration, restoration and predictive diagnosis of microgrids has been exposed.

The MAS technique, as presented in this paper, is very promising and can be an excellent candidate for microgrid operation in the future works, especially in predictive diagnosis, which is an issue, which has to be significantly studied and developed by researches.

adjacent SWAg which spreads information to others SWAg and asks the restoration to the DGAg, MGMAg and CCAG. A restore order (ACCEPT/DECLINE) is sent to SWAg, which has to send (CLOSE/OPEN) signal to the switch for operation. Considering the branch maximum transmission capacity and the new switches situation, DGAg uses the measured current to compute the new available transfer capacity. It sends a restoration order if it meets the demand. Otherwise, it sends a request for support to the MGMAg. There two cases can arise: islanded mode and connected mode. In [24], authors focused only islanded mode, where MGMAg has to isolate non-critical loads. Furthermore, in connected mode MGMAg negotiates with its adjacent MGMAg and CCAG to perform a market operation [11].

While in [24] the restoration was considered as a single block of sending and receiving messages between agents,

References

1. Tsoukalas, L.H., Gao, R.: From smart grids to an energy internet: assumptions, architectures and requirements. In: Third International Conference on Electric Utility Deregulation and Restructuring and Power Technologies, pp. 94–98. Nanjing, China, 6–9 April (2008)
2. Jian, Z., Qian, A., Chuanwen, J., Xingang, W., Zhanghua, Z., Chenghong, G.: The application of multi agent system in microgrid coordination control. In: International Conference on Sustainable Power Generation and Supply, 2009, SUPERGEN '09, pp. 1–6, 6–7 April (2009)
3. Kato, T., Takahashi, H., Sasai, K., Kitagata, G., Kim, H.-M., Kinoshita, T.: Multiagent-based power allocation scheme for islanded microgrid. In: The 1st IEEE Global Conference on Consumer Electronics (2012)
4. Colson, C.M., Nehrir, M.H., Gunderson, R.W.: Distributed multi-agent microgrids: a decentralized approach to resilient power system self-healing. In: 4th International Symposium on Resilient Control Systems (ISRCS), 2011, pp. 83–88, 9–11 Aug (2011)
5. Colson, C.M., Hashem Nehrir, M.: Comprehensive real-time microgrid power management and control with distributed agents. *IEEE Trans. Smart Grid* **4**(1) (2013)
6. Logenthiran, T., Srinivasan, D., Khambadkone, A.M., Aung, H.N.: Scalable multi-agent system (MAS) for operation of a microgrid in islanded mode. In: 2010 Joint International Conference on Power Electronics, Drives and Energy Systems (PEDES) & 2010 Power India, pp. 1–6, 20–23 Dec (2010)
7. Solanki, J.M., Schulz, N.N.: MAS for islanded operation of distribution systems. *IEEE Power Syst. Conf. Expo.*, pp. 1735–1740 (2006)
8. Dimeas, A.L., Hatziargyriou, N.D.: Operation of a Multiagent System for Microgrid Control. *IEEE Trans. Power Syst.* **20**(3) (2005)
9. Mohammadi, S., Mozafari, B., Soleymani, S.: Optimal operation management of microgrids using the point estimate method and firefly algorithm while considering uncertainty. *Turk. J. ElectrEng. Comput. Sci.* **22**, 735–753 (2014)
10. Nagata, T., Ueda, Y., Utatani, M.: A multi-agent approach to smart grid operations. In: 2012 IEEE International Conference on Power System Technology (POWERCON), pp. 1–5, 30 Oct–2 Nov (2012)
11. Logenthiran, T., Srinivasan, D., Wong, D.: Multi-agent coordination for DER in MicroGrid. In: IEEE International Conference on Sustainable Energy Technologies, ICSET 2008, pp. 77–82, 24–27 Nov (2008)
12. Tsoukalas, L.H., Gao, R.: From smart grids to an energy internet: assumptions, architectures and requirements. In: Third International Conference on Electric Utility Deregulation and Restructuring and Power Technologies, DRPT 2008, pp. 94–98, 6–9 April (2008)
13. Jia, X., Dou, C., Bo, Z., Zhao, F., Liu, D.: Application of multi-agent technology in micro-grid system. In: International Conference on Advanced Power System Automation and Protection (APAP), vol. 2, pp. 962–967, 16–20 Oct (2011)
14. Dou, C., Liu, B.: Multi-agent based hierarchical hybrid control for smart microgrid. *IEEE Trans. Smart Grid* **4**(2), 771–778 (2013)
15. Alvarez, E., Campos, A.M., Arboleya, P., Gutiérrez, A.J.: Microgrid management with a quick response optimization algorithm for active power dispatch. *Int. J. Electr. Power* **43**, 465–473 (2012)
16. Xiao, Z., Li, T., Huang, M., Shi, J., Yang, J., Yu, J., Wu, W.: Hierarchical MAS based control strategy for microgrid. *Energies* **2**, 1622–1638 (2010)
17. Llaría, A., Curea, O., Jiménez, J., Camblong, H.: Survey on microgrids: unplanned islanding and related inverter control techniques. *Renew. Energy* **36**, 2052–2061 (2011)
18. Indu Rani, B., Srikanth, M., Saravanallango, G., Nagamani, C.: An active islanding detection technique for current controlled inverter. *Renew. Energy* **51**, 189–196 (2013)
19. Chiang, W.-J., Jou, H.-L., Feng, Y.-T.: Active islanding detection method for the grid-connected photovoltaic generation system. *Electr. Power Syst. Res.* **80**(4), 372–379 (2010)
20. Khamphanchai, W., Pisanupoj, S., Ongsakul, W., Pipattanasomporn, M.: A multi-agent based power system restoration approach in distributed smart grid. In: International Conference and Utility Exhibition on Power and Energy Systems: Issues & Prospects for Asia (ICUE), pp. 1–7, 28–30 Sept (2011)
21. Amin, M., Wollenberg, B.F.: Toward a smart grid: power delivery for the 21st century. *IEEE Power Energy Mag.* **3**(5), 34–41 (2005)
22. Moslehi, K., Kumar, R.: Vision for a self-healing power grid. *ABB Rev.* **4**, 21–25 (2006)
23. Hongjin, L., Bin, Y., Hongwei, D.: Multi-agent system and its application in power systems. *Autom. Electr. Power Syst.* **19**, 45–52 (2001)
24. Li, P., Song, B., Wang, W., Wang, T.: Multi-agent approach for service restoration of microgrid. In: 2010 the 5th IEEE Conference on Industrial Electronics and Applications (ICIEA), pp. 962–966, 15–17 June (2010)
25. Nagata, T., Watanabe, H., Ohno, M., Sasaki, H.: A multi-agent approach to power system restoration. In: Proceedings of International Conference on Power System Technology, 2000, Power-Con2000, vol. 3, pp. 1551–1556 (2000)
26. Sakaguchi, T., Matsumoto, K.: Development of a knowledge based system for power system restoration. *IEEE Trans. Power Appar. Syst.* **102**, 320–329 (1983)
27. McDermott, T.E., Drezga, I., Broadwater, R.P.: A heuristic nonlinear constructive method for distribution system reconfiguration. *IEEE Trans. Power Syst.* **14**, 478–483 (1999)
28. Adibi, M.M.: New approach in power system restoration. *IEEE Trans. Power Syst.* **7**, 1428–1434 (1992)
29. Nagata, T., Sasaki, H., Yokoyama, R.: Power system restoration by joint usage of expert system and mathematical programming approach. *IEEE Trans. Power Syst.* **10**(3), 1473–1479 (1995)
30. Lee, S., Lim, S., Ahn, B.: Service restoration of primary distribution systems based on fuzzy evaluation of multi-criteria. *IEEE Trans. Power Syst.* **13**, 1156–1163 (1998)
31. Guida, G., Zanella, M.: Preventive diagnosis: definition and logical model. Topics in artificial intelligence. In: Proceedings of 4th Congress of the Italian Association for Artificial Intelligence, AI*IA '95 Florence, Italy, 11–13 Oct (1995)
32. Muzi, F., Buccione, C., Mautone, S.: A new architecture for systems supplying essential loads in the Italian High-Speed Railway (HSR). *WSEAS Trans. Circuit Syst.* **5**(8), 1192–1197 (2006)
33. Bartoletti, C., Fazio, G., Muzi, F., Ricci, S., Sacerdoti, G.: Diagnostics of electric power components: an improvement on signal discrimination. *WSEAS Trans. Circuits Syst.* **4**(7) (2005)
34. Yoo, C.-H., Choi, W.-J., Chung, I.-Y., Won, D.-J., Hong, S.-S., Jang, B.-J.: Hardware-in-the-loop simulation of DC microgrid with multi-agent system for emergency demand response. In: 2012 IEEE Power and Energy Society General Meeting, pp. 1–6, 22–26 July (2012)
35. Lee, H.J., Park, Y.M.: A restoration aid expert system for distribution substations. *IEEE Trans. Power Deliv.* **11**(4), 1765–1770 (1996)
36. Jian, Z., Qian, A., Chuanwen, J., Xingang, W., Zhanghua, Z., Chenghong, G.: The application of multi agent system in microgrid coordination control. In: International Conference on Sustainable Power Generation and Supply, 2009, SUPERGEN '09, pp. 1–6, 6–7 April (2009)
37. Ferber, J.: Multi-Agent Systems. An Introduction to Distributed Artificial Intelligence. Addison Wesley, London (1999)

- 934 38. Russel, S., Norvic, P.: Chapter 2: Intelligent agents. In: Artificial
935 Intelligence, A Modern Approach, 3 edn. Prentice Hall (2009) 959
- 936 39. Moulin, B., Chaib-draa, B.: An overview of distributed artificial
937 intelligence. In: O'Hare, G.M.P., Jennings, N.R. (eds.) Foundations
938 of Distributed AI, pp. 3–54. John Wiley & Sons, Chichester (1996) 960
- 939 40. Pacaux-Lemoine, M.-P., Grislin-Le Strugeon, E.: Multiagent systems
940 and human-machine cooperation. In: 17th European Annual
941 Conference on Human Decision Making and Manual Control
942 (EAM), Valenciennes, France (1998) 961
- 943 41. Adam, E., Mandiau, R., Kolski, C.: Application of a holonic multi-
944 agent system for cooperative work to administrative processes. J.
945 Appl. Syst. Stud. **2**, 100–115 (2001) 962
- 946 42. Georgakarakou, C.E., Economides, A.A.: Software agent technology:
947 an overview application to virtual enterprises. In: Tiako, P.F.
948 (ed.) Software Applications: Concepts, Methodologies, Tools, and
949 Applications, IGI-Global ISBN: 978-1-60566-060-8 (2009) 963
- 950 43. Shahidehpour, M., Wang, Y.: Communication and Control in
951 Electric Power Systems: Applications of Parallel and Distributed
952 Processing. Wiley-IEEE Press, New Jersey (2003). (ISBN: 978-0-
953 471-45325-3) 964
- 954 44. Cilliers, P.: Complexity and Postmodernism: Understanding Complex
955 Systems. Routledge, London (1998) 965
- 956 45. White, D., Roschelle, A., Peterson, P., Schlissel, D., Biewald, B.,
957 Steinhurst, W.: The 2003 blackout: solutions that won't cost a fortune.
958 Electr. J. **16**(9), 43–53 (2003) 966
46. Logenthiran, T., Srinivasan, D., Wong, D.: Multi-agent coordination
959 for DER in MicroGrid. In: IEEE International Conference on
960 Sustainable Energy Technologies, 2008, ICSET 2008, pp. 77–82,
961 24–27 Nov (2008) 962
47. Phillips, L., Link, H., Smith, R., Weiland, L.: Agent-Based Control
963 of Distributed Infrastructure Resources. Sandia National Laboratories,
964 Livermore (2006). (SAND2005-7937) 965
48. Dimeas, A., Hatziaargyriou, N.D.: Operation of a multiagent system
966 for microgrid control. IEEE Trans. Power Syst. **20**(3), 1447–1455
967 (2005) 968
49. Dehalwar, V., Baghel, R.K., Kolhe, M.: Multi-agent based public
969 key infrastructure for smart grid. In: 7th International Conference
970 on Computer Science & Education (ICCSE), pp. 415–418. Melbourne,
971 Australia, 14–17 July (2012) 972
50. Cirrincione, M., Cossentino, M., Gaglio, S., Hilaire, V., Koukam,
973 A., Pucci, M., Sabatucci, L., Vitale, G.: Intelligent Energy Management
974 System. In: 7th IEEE International Conference on Industrial
975 Informatics, INDIN (2009) 976
51. Ding, C., Lo, K.L.: Microgrid control and management of state
977 transition period. In: 47th International Universities Power Engineering
978 Conference (UPEC), 2012, pp. 1–5, 4–5 Sept (2012) 979

Author Query Form

**Please ensure you fill out your response to the queries raised below
and return this form along with your corrections**

Dear Author

During the process of typesetting your article, the following queries have arisen. Please check your typeset proof carefully against the queries listed below and mark the necessary changes either directly on the proof/online grid or in the 'Author's response' area provided below

Query	Details required	Author's response
1.	Kindly check and confirm that author names and initials are correctly identified.	
2.	Kindly check and confirm that authors and their respective affiliations are correctly identified.	
3.	Kindly check and confirm that organisation name for affiliation 1 is correctly identified.	
4.	Kindly check and confirm author names and initials are correctly identified for the references [2], [13], [14], [19], [24], [34], [36], [51].	
5.	Kindly update the references [5], [7], [8], [33], [38], [42].	
6.	Kindly check and confirm that volume ID for reference [26] is correctly identified.	
7.	Kindly check and confirm the updated year for the references [40], [41], [42].	
8.	Kindly check and confirm the updated publisher location for the references [43], [44].	