



HAL
open science

Articulation in a bilingual speaker: Preliminary models and phonemic comparisons

Thomas R. Sawallis, Pierre Badin, Laurent Lamalle

► To cite this version:

Thomas R. Sawallis, Pierre Badin, Laurent Lamalle. Articulation in a bilingual speaker: Preliminary models and phonemic comparisons. LSA 2015 - 2015 Annual Meeting of the Linguistic Society of America (LSA 2015), Jan 2015, Portland, United States. hal-01228920

HAL Id: hal-01228920

<https://hal.science/hal-01228920>

Submitted on 14 Nov 2015

HAL is a multi-disciplinary open access archive for the deposit and dissemination of scientific research documents, whether they are published or not. The documents may come from teaching and research institutions in France or abroad, or from public or private research centers.

L'archive ouverte pluridisciplinaire **HAL**, est destinée au dépôt et à la diffusion de documents scientifiques de niveau recherche, publiés ou non, émanant des établissements d'enseignement et de recherche français ou étrangers, des laboratoires publics ou privés.

Articulation in a bilingual speaker: Preliminary models and phonemic comparisons



Thomas R. Sawallis New College, University of Alabama
tom.sawallis@ua.edu
Pierre Badin GIPSA-Lab, CNRS, Grenoble-Alpes Université
Pierre.Badin@gipsa-lab.grenoble-inp.fr
Laurent Lamalle IRMaGe, Grenoble-Alpes Université



Purpose

- MRI investigation of articulatory strategies of bilinguals
- overall strategies, not single articulator
- articulatory modeling and comparison across models
- L1 v. L2 comparisons of individual phones & groups of phones
- Themes:
 - dynamics of L2 articulatory development
 - *intra-individual* comparisons of articulatory phonetics

General methodology

- Subject: 1 so far, L1 Am. English, skilled late learner of L2 French
- More language pairs and more skill levels planned
- Corpora: Isolated Vs and VCV combos for (nearly) all phonemes
- CVCs and words when warranted
- MRI: Static mid-sagittal MRIs of all targeted phones
- Efforts underway to obtain dynamic MRI capabilities
- Curves: Outlines of articulators extracted manually, oriented to bony articulators
- Modeling: Linear models of articulatory components derived from targeted sub-corpora
- Comparisons: L1 vs L2 for phonemes, phonemic classes, articulator models

Subject

- Male, born mid-1950s, raised in S FL.
- Parents and friends monolingual American English speakers.
- French from 7th through 10th grades (~12 – 16 years). ALM method.
- French minor in college, literature emphasis, no communicative competence.
- 6 years of residence in Grenoble, France, in academic situations
- ages 24-27 for MA, 34-36 for dissertation research, 56-57 as visiting instructor

Corpora

English L1

French L2

Target Phoneme Inventories

p t k i ɪ u
f θ s j e o
m n ŋ ε ə ɔ
ʃ ʒ æ ʌ
w j e
ɹ ɔː ɑː ɪ ʌ

p t k i y u
f s j e ø o
m n ε œ ɔ
l ʁ a
ɛ œ ã ɔ̃

MRI Images

All Vs in isolation
Cs in VCVs: (i e æ e o u) x
(p t k f θ s j m n ŋ ʃ ʒ w j)
i.e., [ipi, iti, ... uwu, ujɔ]
V allophones in CVCs: (m ʃ ʒ j) x all Vs
i.e., [mim, mm, ... jaʒ, jaʒɪ]
V₁ / (C) _ {#} or (V ...) in natural words
e.g., 'hearing, irritate, ... pyre, purr'
V₁ / (C) _ # in natural words
e.g., 'peel, pill, ... coil, Kyle'

All Vs in isolation
Cs in VCVs: (p t k f s j m n ʁ l) x
(i e ε a o u y ø œ ɛ ã ɔ̃)
i.e., [ipi, iti, ... ʒɔʒ, ʒɔʒ]

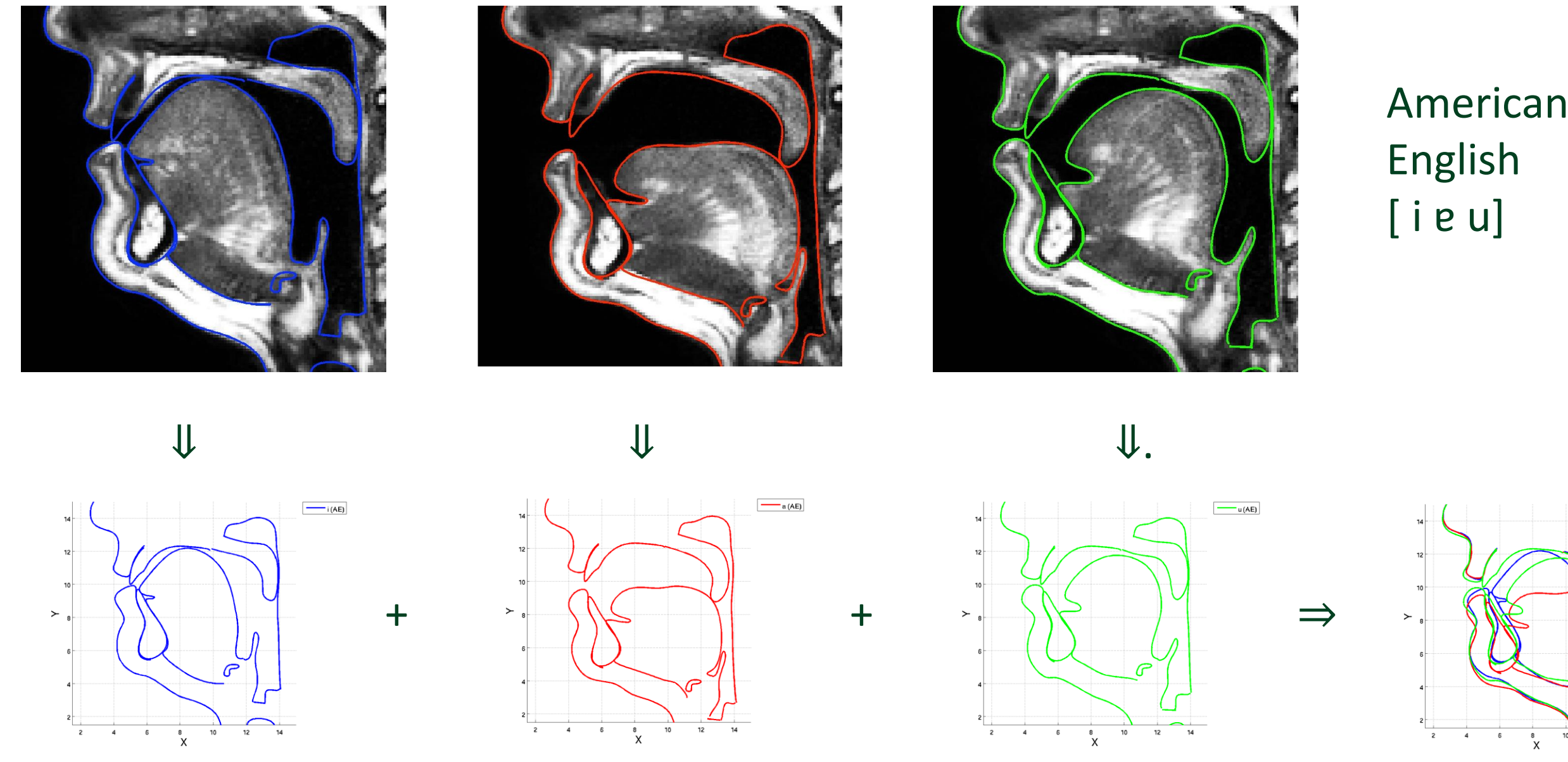
MRI

Grenoble's research MRI facility, IRMaGe. Philips Achieva 3.0T TS scanner.
Midsagittal section 4 mm thick, 1 mm / pixel resolution, 256 x 256 mm field of view.

Two sessions, Am. Eng and FR, 6 weeks apart.
All interaction in target language, to maintain language mode.
Reclining position.
Image acquisition required 8.1 seconds fixed in the targeted articulatory position.

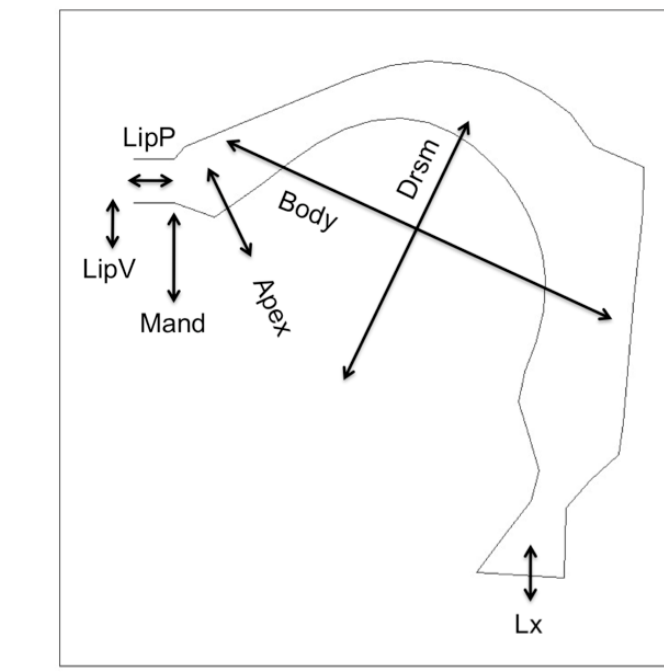
Contours

Contours of all articulator surfaces were traced manually using smooth spline curves.
Bony structure contours (teeth, palate, mandible, hyoid) are identical across images, so...
All images comparable, superimposable, by reference to teeth-&-palate. E.g.:

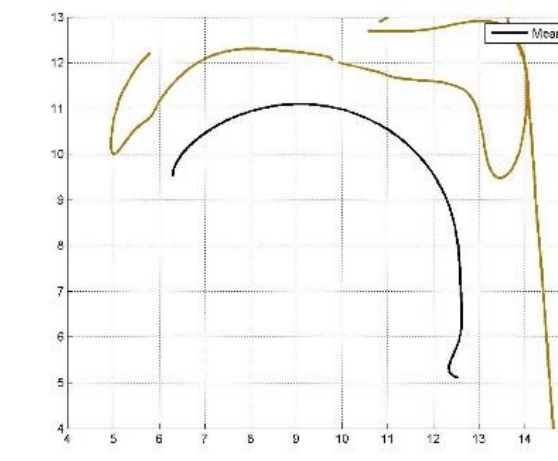


Models

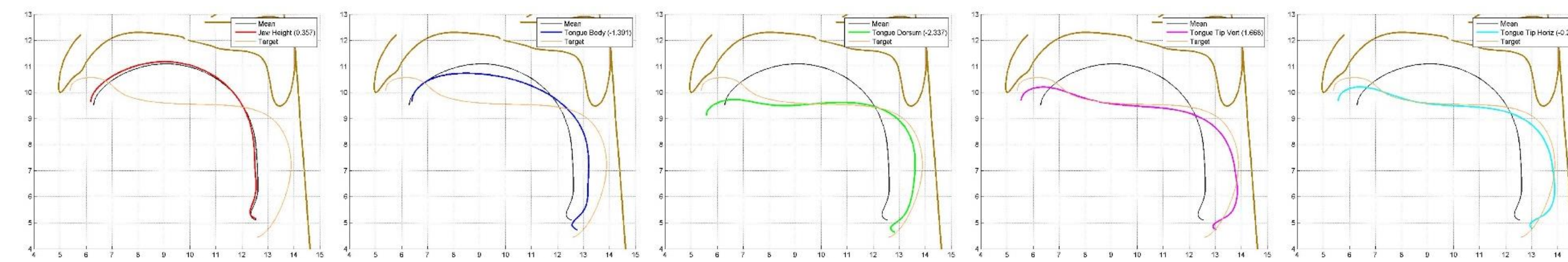
Articulation is modeled by linear combination of basic components:
Each component has a mean and standard deviation of location.
Each component gives a weighted contribution to a full articulation.



Starting from this mean tongue position:



Model AmEng [i] / [e] by adding +0.375 Jaw Height, -1.391 Tongue Body, etc., thus:



Comparisons

Through contours and models, three kinds of comparisons can be made:

Phone to phone:

Specific images representing targeted phones can be compared across languages.

Group to group:

Different interesting subsets of the two languages can be compared.

Nomograms:

Modeling can compare overall articulatory strategies through nomograms.

Nomograms

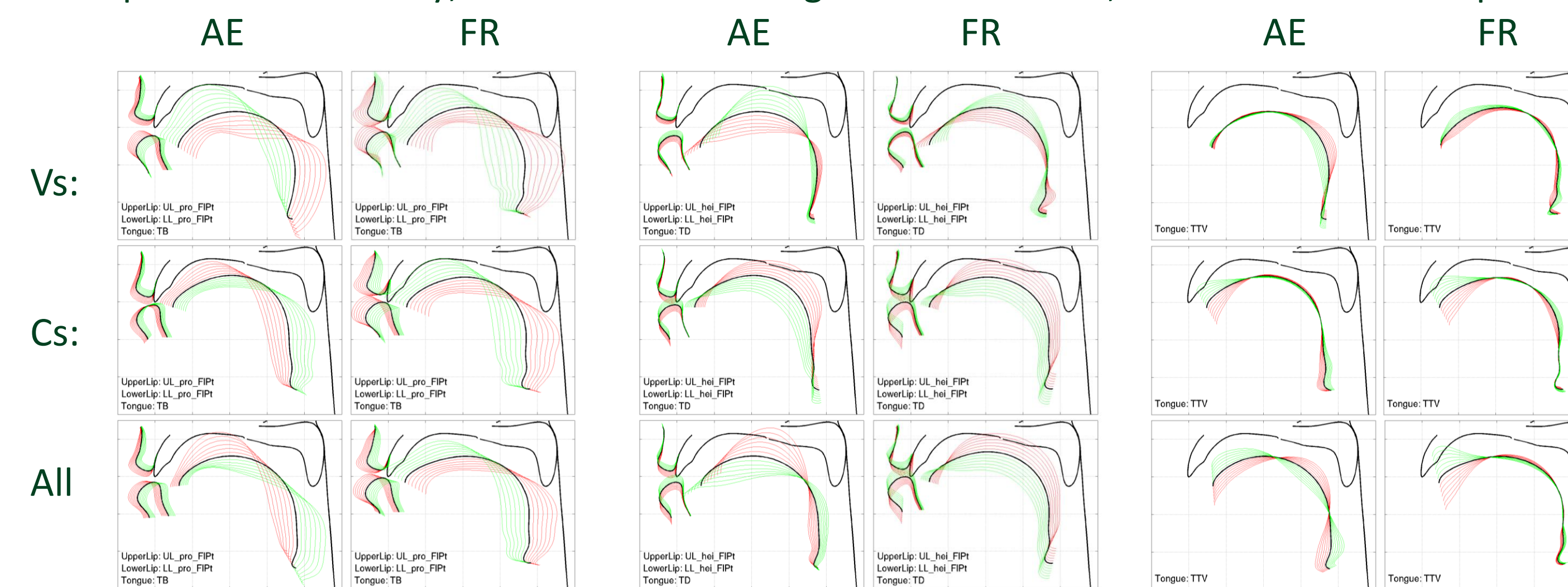
To model each basic component:

- the mean and standard deviation is calculated from an input set of curves, and
- those results can be illustrated as 'nomograms', so
- using appropriately different sets of curves as input:

Nomograms can illustrate contrasting patterns in different categories of articulation., e.g.:

Three banks of paired comparisons of lip and tongue model components, based on:

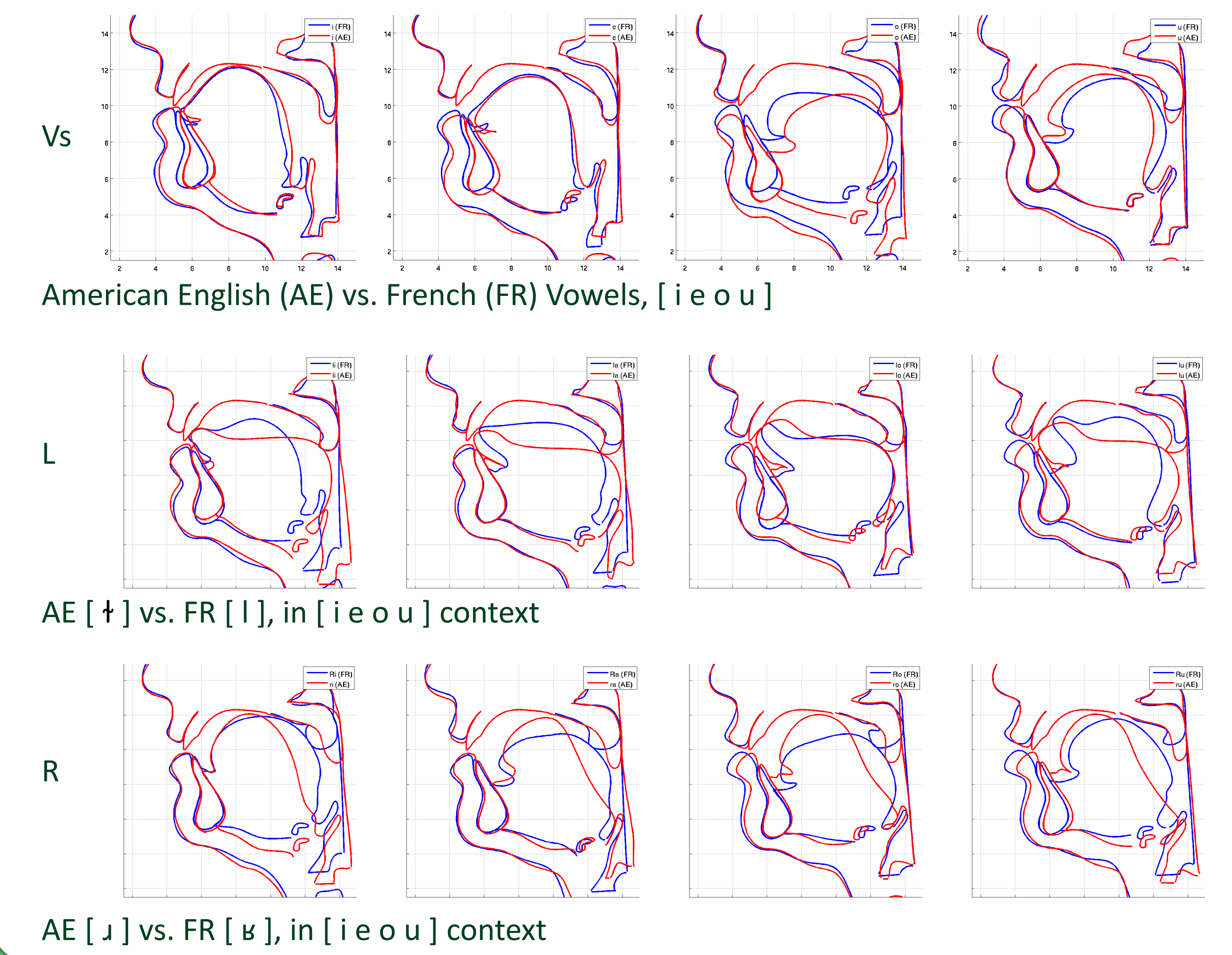
Top Row: Vowels only; Middle row: "analogous" Consonants; Bottom Row: full corpus



(Note differences in protrusion, tongue root, and shifts in 'node' locations.)

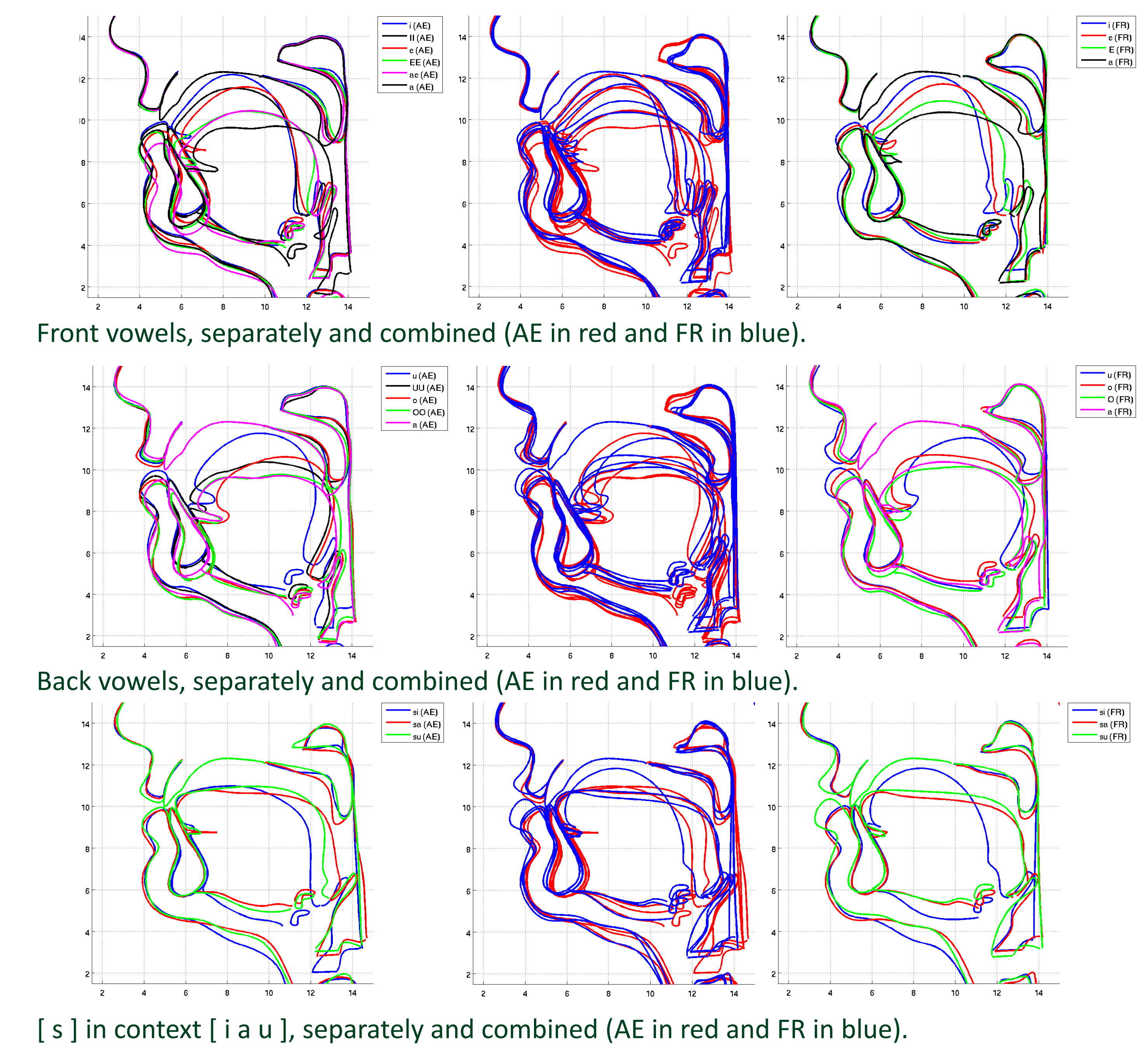
Phone to Phone

Individual phones are shown to be sometimes nearly identical, sometimes quite different:



Group to Group

Phonetic subsystems can be constructed in both languages and overlaid for comparison:



Conclusion

Evidence suggests subject has two distinct articulatory systems for L1 English and L2 French:

- Some phones are very near matches in AE and FR, but
- Group comparisons show distinct differences of pattern, and
- Nomograms show model extracts different patterns of articulatory gestures.

Needs:

- Method for quantifying difference between two phones, within and/or across languages,
- Possibly via calculation of area functions?
- Synthesis by model, then panel judgments, to relate articulation and perception?