



HAL
open science

Distributed scheduling scheme for video streaming over multi-channel multi-radio multi-hop wireless networks

Liang Zhou, Xinbing Wang, Wei Tu, Gabriel-Miro Muntean, Benoit Geller

► To cite this version:

Liang Zhou, Xinbing Wang, Wei Tu, Gabriel-Miro Muntean, Benoit Geller. Distributed scheduling scheme for video streaming over multi-channel multi-radio multi-hop wireless networks. *IEEE Journal on Selected Areas in Communications*, 2010, 28 (3), pp.409-419. 10.1109/JSAC.2010.100412. hal-01225606

HAL Id: hal-01225606

<https://hal.science/hal-01225606>

Submitted on 6 Nov 2015

HAL is a multi-disciplinary open access archive for the deposit and dissemination of scientific research documents, whether they are published or not. The documents may come from teaching and research institutions in France or abroad, or from public or private research centers.

L'archive ouverte pluridisciplinaire **HAL**, est destinée au dépôt et à la diffusion de documents scientifiques de niveau recherche, publiés ou non, émanant des établissements d'enseignement et de recherche français ou étrangers, des laboratoires publics ou privés.

Distributed Scheduling Scheme for Video Streaming over Multi-Channel Multi-Radio Multi-Hop Wireless Networks

Liang Zhou, Xinbing Wang, Wei Tu, Gabriel-Miro Muntean, and Benoit Geller

Abstract

An important issue of supporting multi-user video streaming over wireless networks is how to optimize the systematic scheduling by intelligently utilizing the available network resources while, at the same time, to meet each video's Quality of Service (QoS) requirement. In this work, we study the problem of video streaming over multi-channel multi-radio multi-hop wireless networks, and develop fully distributed scheduling schemes with the goals of minimizing the video distortion and achieving certain fairness. We first construct a general distortion model according to the network's transmission mechanism, as well as video's rate-distortion characteristics. Then, we formulate the scheduling as a convex optimization problem, and propose a distributed solution by joint considering channel assignment, rate allocation, and routing. Specifically, each stream strikes a balance between the selfish motivation of minimizing video distortion and the global performance of minimizing network congestions. Furthermore, we extend the proposed scheduling scheme by addressing the fairness problem. Unlike prior works that target at bandwidth or demand fair, we propose a media-aware distortion-fairness strategy which is aware of the characteristics of video frames and ensures max-min distortion-fairness sharing among video streams. We provide extensive simulation results which demonstrate the effectiveness of our proposed schemes.

Manuscript received March 1, 2009; revised October 20, 2009. This work is supported by NSF China (No. 60702046, 60832005), and Shanghai Innovation Key Project (No. 08511500400).

L. Zhou is both with the Lab. UEI, ENSTA-ParisTech, Paris, France and the Electronic Engineering Department, Shanghai Jiao Tong University, Shanghai, China (email: liang.zhou@ieee.org); X. Wang is with the Electronic Engineering Department, Shanghai Jiao Tong University, Shanghai, China (email: xwang8@sjtu.edu.cn); W. Tu is with the Nokia Siemens Networks, Shanghai, China (email: wei.tu@nsn.com); G.-M. Muntean is with the Network Innovations Centre, Dublin City University, Dublin, Ireland (email: munteang@eeng.dcu.ie); B. Geller is with the Lab. UEI, ENSTA-ParisTech, Paris, France (email: benoit.geller@ensta.fr).

Index Terms

multi-channel multi-radio; video transmission; distributed scheduling; QoS; fairness.

I. INTRODUCTION

With the motivation of improving performance of multi-hop wireless networks, in the last few years great attention has been devoted to the networks where each node is provided with multiple radio interfaces and can operate on multiple channels [1]–[8]. The new degree of freedom has been proved to potentially allow for increased capacity with respect to single-channel single-interface networks [3], [4]. This is motivated by current WLAN standards (i.e., IEEE 802.11) where the entire frequency band is divided into multiple channels, and each radio can only access one channel at a time. Therefore, if each network node has multiple radio interfaces, it can then utilize a larger amount of bandwidth, and hence achieve high system capacity [2], [3].

Such an improved bandwidth and capacity network poses a bright application foreground for large data video communications. However, there are huge and different kinds of videos streaming from different users which may influence each other and thus, it is essential to enforce a scheduling policy designed for suitable video metrics and efficient network utilization, preferably in a distributed manner. Indeed, the problem of video scheduling over multi-channel multi-radio networks is, compared to traditional data communications in wireless multi-hop networks, further complicated by the heterogeneity in both the network conditions and the application contents, including i) **channel-assignment**: what are the set of channels that each link should be operated on? ii) **rate allocation**: how to allocate the appropriate rate to the given channels and links? iii) **routing**: how to select the potential channels and links that minimize total video distortion? and iv) **fairness**: how to provide a distortion-fairness for multi-user streaming different video clips concurrently? These four problems interact with each other, and thus form a challenging cross-layer control problem across the MAC layer and the application layer.

In this work, our objective is to propose a distributed video scheduling scheme in multi-channel multi-radio networks so as to minimize the total video's distortion and achieve a certain fairness. We first identify an objective function that balances the goals of the users and network operators, and then explore how to construct a stable, distributed, dynamic and fair system that optimizes for this objective. For ease of exposition, in the rest of the paper whenever there is no source of

confusion, we will use of the term “scheduling” to refer to the combined operation of channel assignment, rate allocation and routing. Although some scheduling protocols can be obtained via extending the current algorithms in [1], [2], [5] that are known to achieve the maximum system capacity for multi-channel multi-radio networks. However, these works completely ignore the transmission content. In addition, these works target at elastic data transmission, where users do not have stringent deadline constraints. Therefore, due to the characteristics of video content and the deadline requirement of video applications, these solutions may not be optimal for delivering multi-user, delay-constrained video applications. This point will be validated by the simulation results presented in Section IV of this paper.

Recently, many scheduling schemes have been proposed for video streaming over wireless multi-hop networks ([11] and [12] provide a good overview). We summarize our contributions and the differences between our work and previous related works in the following.

- We provide a novel **distributed video scheduling scheme in the context of multi-channel multi-radio multi-hop wireless networks**. The support for multi-user video streams in this network requires appropriate joint channel assignment, rate control and multi-path routing measure, ascertaining the reasonable routes for transmitting each stream and the rate of the video to be delivered over the chosen routes. Different from previous works on video scheduling in single-channel multi-hop wireless networks [9], [11], [13] in which channel assignment is not a concern, we consider the scheduling problem in the newly emerged networks and propose an efficient assignment algorithm. Moreover, unlike conventional works that consider routing for data traffic over wireless networks [6], [8], [9], we take into account the specific video characteristics in the routing and rate control scheme. Network congestion is considered in the channel assignment, rate allocation and routing metric, to meet the stringent delay requirement for video transmission. In addition, each video’s rate-distortion characteristic is also incorporated in the joint routing and rate control procedure to provide multiple streams with various video contents. To the best of our knowledge, this work is the first one to consider the video scheduling problem in the newly multi-channel networks.

- We extend the scheduling scheme by **proposing a strategy of media-aware distortion-fairness, which is aware of the characteristics of video frames and ensures max-min distortion-fairness sharing among video streams**. Every time when we talk about scheduling, fairness must be taken into consideration, as otherwise we will end up with a serious bias on

network resource allocation, which has been shown by previous researches [14], [15]. There are existing works on max-min QoS fair sharing, such as [5], [14], [15], [24], [25]. They assume an explicit utility function of rate and the algorithms are based on the utility function, not really based on the video content. The work in [5] is not specifically designed for video and it does not take into account the special characteristics of video. In addition, the distributed algorithms in [14], [15], [24], [25] may need a lot of iterations and the rate may fluctuate dramatically such that the video quality fluctuates and the perceptual quality may be poor. Different from [14], [15], we do not assume any explicit utility function, but instead we use the importance of every frame which can be easily and explicitly calculated [22]. In addition, our scheme is per-stream performance guaranteed. Different from IntServ [16] architecture which also offers per-stream performance guarantees, our scheme has content awareness which is signaled over both links and sources. Our work is also different from DiffServ [17] which manages resources with the granularity of traffic classes.

The rest of the paper is organized as follows. Section II introduces the video distortion model, and formulates the scheduling as a convex optimization problem. In Section III, we propose a distributed minimum distortion scheduling scheme for video streaming over multi-channel multi-radio networks. Then, some simulation results and comparisons are provided for the corresponding scheme in Section IV. We extend the scheduling scheme by addressing the fairness problem, and provide a media-aware distortion-fairness strategy in Section V. Section VI concludes the paper and points to future work.

II. PROBLEM FORMULATION

For the distortion of wireless video transmission, we employ an additive model to capture the total video distortion as [10], [20], [21], and the overall distortion D_{all} can be obtained by:

$$D_{all} = D_{comp} + D_{loss}, \quad (1)$$

where the distortion introduced by source compression is denoted by D_{comp} , and the additional distortion caused by packet loss is denoted by D_{loss} . According to [20], D_{comp} can be approximated by:

$$D_{comp} = \frac{\theta}{R - R^0} + D^0, \quad (2)$$

where R is the rate of the video stream, θ , R^0 and D^0 are the parameters of the distortion model which depend on the encoded video sequence as well as on the encoding structure. Likewise, D_{comp} can be modeled by a linear model related to the packet loss rate P_{loss} :

$$D_{loss} = \alpha P_{loss}, \quad (3)$$

where α depends on parameters related to the compressed video sequence [20]. In a bandwidth-limited network, this combined loss rate can be further modeled based on the M/G/1 queuing model. In this case, the delay distribution of packets over a multi-hop network is exponential [9], [21]:

$$Pr\{Delay > T\} = e^{-\lambda T}, \quad (4)$$

where $Pr\{\cdot\}$ denotes probability, T reflects the delay constraint and λ is the arriving rate which is determined by the average delay:

$$\lambda = \frac{1}{E\{Delay\}}. \quad (5)$$

In what follows, we study $E\{Delay\}$ in the context of a specific wireless network.

Consider a multi-channel multi-radio wireless network with $\mathbf{N} = \{1, \dots, n, \dots, N\}$ nodes, $\mathbf{L} = \{1, \dots, l, \dots, L\}$ links, N_f non-overlapping frequency channels and each node $n \in \mathbf{N}$ is equipped with N_n network interfaces. The basic network model is illustrated in Fig. 1. In order to take into account possible channel diversity, we denote r_l^c as the rate at link $l \in \mathbf{L}$ can transfer data on channel c , provided that there are no interfering links transmitting on channel c at the same time. Besides, there are $\mathbf{S} = \{1, \dots, s, \dots, S\}$ users in the system, and each user $s \in \mathbf{S}$ is associated with a source node and a destination node. The traffic from each user may be routed over multiple alternate paths. Let $[M_{sj}^l]$ denote the routing matrix, where $M_{sj}^l = 1$ if path j of user s employs link l , $M_{sj}^l = 0$, otherwise. Let $N(s)$ denote the number of alternate paths for user s , and F_{sj} the fraction of traffic from user s that is routed to path j . Furthermore, let $\mathbf{Q} = [Q^c]$ denote the outcome matrix of the routing scheme, where Q^c is the set of non-interfering links that are chosen to transmit data in channel c . We denote *Link Balance Ratio (LBR)* [19] u_l as the fraction of link input r_l^{in} and link output r_l^{out} for link l :

$$u_l = r_l^{in} / r_l^{out}, \quad (6)$$

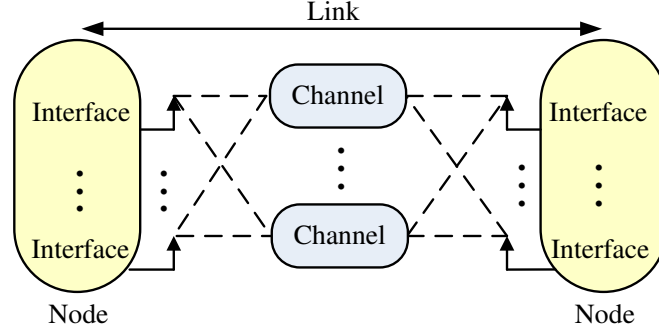


Fig. 1. Basic network model.

where

$$r_l^{in} = \sum_{s=1}^S \sum_{j=1}^{N(s)} M_{sj}^l F_{sj} R_s, \quad (7)$$

and

$$r_l^{out} = \sum_{c:l \in Q^c} r_l^c, \quad (8)$$

R_s in (7) represents the video rate of user s .

Considering the interference relationship, for each link l , it is assumed that there is a set \mathbf{I}_l of links that interfere with l . That is, if link l and another link in \mathbf{I}_l are transmitting on the same channel at the same time, neither of the links can transfer data, which is similar to the CSMA/CA mechanism used in 802.11 networks [19], [28]. We assume that each radio can only tune to one channel at any given time and switch channels dynamically as in [2], [6]. Therefore, for link l to successfully communicate on channel c , both the sending and receiving nodes must tune one radio to channel c . In this case, the total *LBR* in \mathbf{I}_l can be defined as:

$$u_{\mathbf{I}_l} = \sum_{l' \in \mathbf{I}_l} u_{l'}. \quad (9)$$

Congestion over each wireless link is measured as the average delay for all packets traversing that link. Following the classic M/G/1 queuing model, the average packet delay over a link is inversely proportional to the *Potential Transmission Ability (PTA)* [23]. Motivated by [18], we can set *PTA* of link l as:

$$PTA_l = r_l^{out} / (u_{\mathbf{I}_l} - \gamma), \quad (10)$$

where $\gamma > 1$ is an over-provisioning factor. Therefore, we can model the average packet delay for path j of user s ¹:

$$E\{Delay\} = \sum_{l=1}^L \frac{(u_l - \gamma)}{r_l^{out}} \cdot \omega \cdot M_{sj}^l, \quad (11)$$

where ω is the average packet size. Therefore,

$$Pr\{Delay > T\} = e^{-\lambda T} = \exp\left\{-\frac{T}{E\{delay\}}\right\} = \exp\left\{-\frac{T}{\sum_{l=1}^L \frac{(u_l - \gamma) \cdot \omega \cdot M_{sj}^l}{r_l^{out}}}\right\}. \quad (12)$$

Taking into account the average packet loss rate P_B due to transmission errors, the total packet loss rate for path j of user s is then:

$$P_{loss} = P_B + (1 - P_B)Pr\{Delay > T\} \quad (13)$$

The total distortion for path j of user s from packet loss can be expressed as

$$D_{loss} = \alpha P_{loss} = \alpha \left(P_B + (1 - P_B) \exp\left\{-\frac{T}{\sum_{l=1}^L \frac{(u_l - \gamma) \cdot \omega \cdot M_{sj}^l}{r_l^{out}}}\right\} \right). \quad (14)$$

Based on the previous discussions, we seek a joint optimal scheduling outcome \mathcal{M} to achieve the overall minimum video distortion:

$$\min_{\mathcal{M}} \left\{ D_{all} = \sum_{s=1}^S \sum_{j=1}^{N(s)} \left(\frac{\theta_s}{R_s - R_s^0} + D_s^0 + D_{loss} \right) \right\} \quad (15)$$

subject to

$$r_l^{out} = \sum_{c:l \in Q^c} r_l^c \leq \sum_{s=1}^S \sum_{j=1}^{N(s)} M_{sj}^l F_{sj} R_s = r_l^{in}, \quad (16)$$

$$N(s) \geq 1, F_{sj} \geq 0, \sum_{j=1}^{N(s)} F_{sj} = 1, \quad (17)$$

$$R_s \geq 0, n \geq 1, r_l^c \geq 0, \quad (18)$$

where θ_s , R_s^0 and D_s^0 in (15) are the corresponding parameters for user $s \in \mathbf{S}$. Intuitively, the reconstructed video quality is affected by the user's source rate R_s , the channel rate r_l^c , and the routing information $[M_{sj}^l]$. As mentioned before, this scheduling problem is implicitly coupled

¹In practice, congestion may be a more complicated function of rate as predicted by M/G/1 model. However, this expression can be viewed as an approximation of the average link delay, capturing the non-linear increase of delay with total channel time utilization.

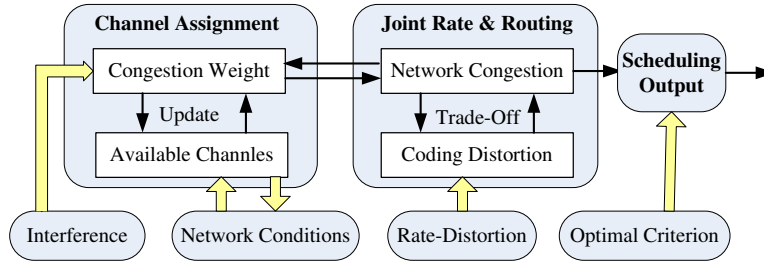


Fig. 2. Block diagram of distributed scheduling scheme.

with a channel assignment, a rate allocation problem and a multi-path routing problem. In the next section, we propose a distributed algorithm where each source, each link and each channel jointly solve this scheduling problem through efficient cooperation.

III. DISTRIBUTED MINIMUM-DISTORTION SCHEDULING SCHEME

The optimization problem defined in (15)-(18) involves several network layers, and we propose a 3-step method to resolve this problem. First, we propose a channel assignment algorithm by using convex programming formulation to simplify the goal function, and the constraints placed by nodes, links, and channels to “fix” the rate allocation and routing. Our aim is to construct the mapping relationship between the channel assignment and video distortion. Second, we propose a joint rate allocation and multi-path routing algorithm to achieve the trade-off between the coding distortion and network congestion. Third, we propose exact operation steps to provide a distributed minimum-distortion scheduling (DMDS) solution based on channel assignment, rate allocation and multi-path routing computed in the previous two steps. The system diagram of the distributed scheduling scheme is displayed in Fig. 2.

A. Channel Assignment

In the processing of channel assignment, we focus on every node to select “optimal channels” to achieve minimum video distortion. However, it is difficult to define the “minimum video distortion” in the process of channel assignment. Hence, we map the index of “minimum video distortion” to “optimal network congestion”². Specifically, we present a linear programming (19)

²As stated previously, the stream rate is fixed in the process of channel assignment, so D_{comp} is not changed in this process.

method to obtain approximate solutions of the optimal channel assignment. In this formulation, we define $(r_l^{in} - r_l^{out})$ as the factor of network congestion, and the corresponding constraints remain identical to (17) and (18).

$$\min \sum_{l \in \mathbf{L}} (r_l^{in} - r_l^{out}) \quad (19)$$

The sketch of the proposed Channel Assignment Algorithm (CAA) is provided in Table I. The optimal channel assignment solution \mathbf{A} is computed by solving the linear programming equation (19). During the execution of CAA, if there is a link l from node n to node m , then N_c records the number of the common channels in nodes n and m , while N_n and N_m record the number of available network interfaces of node n and m , respectively. N_{fc} represents the number of the required channels which is determined by the corresponding allocated rate in the selected link l and the number of available network interfaces. Note that the *congestion weight* of channel c in link l is u_l^c , which can be defined as:

$$u_l^c = u_l / r_l^c. \quad (20)$$

When assigning a channel c to link l , r_l^c amount of stream is allocated, and can be updated during the execution of the CAA³.

Remark: The purpose of choosing a channel with the smallest *congestion weight* is to make the channels assigned to spatially close nodes as different as possible [5]. Note that in the replacement procedure of ChannelAssignment (please see the steps 12, 17, 21, and 35 in Table I), we always use the selected channel to replace the channel with the largest congestion weight. In the worst case, the algorithm will eventually stop after passing through all N nodes.

B. Joint Rate Allocation and Multi-Path Routing

Here, we employ multi-path routing with the goal of finding multiple potential paths to minimize the total system congestion induced by each video user. Motivated by [21], we consider dividing the total rate increment of each video stream ΔR_s into K ($K \geq 1$) small increments (corresponding to $N(s)$ paths described in Section II) such that $\Delta R_s = \sum_{k=1}^K \Delta R_s^k$. Assuming that $(k-1)$ of the K paths and their increments are already known, path P_s^k and its increment can

³ r_l^c is initialized with the capacity of channel c .

TABLE I
CHANNEL ASSIGNMENT ALGORITHM (CAA)

```

01: Input:
02:  $\mathcal{A}(n) = \emptyset, \forall n \in \mathbf{N}$ ;
03: Select the links one by one in the descending order of their potential rate allocation values;
04: Update  $\mathcal{A}(n)$  and  $\mathcal{A}(m), \forall n, m \in \mathbf{N}, l \in \mathbf{L}$ ;
05: Output:
06: Optimal Channel Assignment  $\mathbf{A} = [\mathcal{A}(1), \dots, \mathcal{A}(n), \dots, \mathcal{A}(N)]$ ;
07: Procedure ChannelAssignment
08:  $N_c = |\mathcal{A}(n) \cap \mathcal{A}(m)|; N_{fc} = N_f - N_c$ ;
09:  $N_n = N_f - |\mathcal{A}(n)|; N_m = N_f - |\mathcal{A}(m)|$ ;
10: if ( $N_{fc} > 0$  and  $N_n > 0$  and  $N_m > 0$ )
11:    $N_{min} = \min\{N_{fc}, N_n, N_m\}$ ;
12:   Add  $N_{min}$  channels with the smallest congestion weight to  $\mathcal{A}(n)$  and  $\mathcal{A}(m)$ ;
13:    $N_{fc} = N_{fc} - N_{min}$ ;
14: end if
15: if ( $N_{fc} > 0$  and  $N_n > 0$  and  $N_m = 0$ )
16:    $N_{min} = \min\{N_{fc}, N_n, |\mathcal{A}(m) \setminus \mathcal{A}(n)|\}$ ;
17:   Add  $N_{min}$  channels with the smallest congestion weight to  $\mathcal{A}(n)$ ;
18:    $N_{fc} = N_{fc} - N_{min}$ ;
19: else if ( $N_{fc} > 0$  and  $N_n = 0$  and  $N_m > 0$ )
20:    $N_{min} = \min\{N_{fc}, N_n, |\mathcal{A}(n) \setminus \mathcal{A}(m)|\}$ ;
21:   Add  $N_{min}$  channels with the smallest congestion weight to  $\mathcal{A}(m)$ ;
22:    $N_{fc} = N_{fc} - N_{min}$ ;
23: end if
24: if ( $N_{fc} > 0$  and  $N_n = 0$  and  $N_m = 0$ )
25:   while( $N_{fc} > 0$ )
26:     for ( $n = 1, n \leq N, n++$ )
27:       Let  $i$  be the channel with the smallest interference among channels in  $\mathcal{A}(n) \cup \mathcal{A}(m)$ ;
28:       Let  $i'$  be the channel with the largest interference in  $\mathcal{A}(n)$ ;
29:       Replace  $i'$  by  $i$ ;
30:        $N_{fc} = N_{fc} - 1$ ;
31:     endfor
32:   endwhile
33: endif
34: while( $N_{fc} > 0$ )
35: Assign nodes having unassigned network interface with the channels having the smallest
   congestion weight among channels assigned to their neighboring nodes;
36: endwhile

```

be determined to achieve the minimal congestion. The average delay on each link is proportional to $1/PTA'_l$ using the M/G/1 queuing model:

$$PTA'_l = r_l^{out'} / (u_{\mathbf{l}_l} - \gamma), \quad (21)$$

where $r_l^{out'} = r_l^{out} + \sum_{k'=1}^{k-1} \Delta R_s^{k'}$ denotes the existing current traffic of link l in P_s^k plus the potential contributions from the other $k - 1$ path rate increments. Therefore, we can choose another appropriate P_s^k for the next increment ΔR_s^k , such that

$$\min_{\Delta R_s^k} \sum_{l \in \mathbf{L}} \frac{r_l^{out} + \Delta R_s^k}{PTA'_l - \Delta R_s^k}. \quad (22)$$

Actually, this is also equal to optimizing the increase congestion in the total network:

$$\min_{\Delta R_s^k} \sum_{l \in \mathbf{L}} \left(\frac{r_l^{out} + \Delta R_s^k}{PTA'_l - \Delta R_s^k} - \frac{r_l^{out}}{PTA'_l} \right) \approx \min_{\Delta R_s^k} \sum_{l \in \mathbf{L}} \frac{\Delta R_s^k}{PTA'_l}. \quad (23)$$

The approximation holds when ΔR_s^k is small, which also restricts the traffic assignment for ΔR_s^k to be assigned to other paths other than P_s^k . This results in a sub-optimal solution to (22), but since the increment is small, the degradation in performance is expected to be insignificant.

Therefore, the optimal allocation of increment ΔR_s^k can be realized by finding a path P_s^k from source to destination minimizing the increase congestion in the overall network. Since only links in P_s^k experience a change, the optimization now becomes:

$$\min_{P_s^k} \sum_{l \in P_s^k} \frac{\Delta R_s^k}{PTA'_l}. \quad (24)$$

We now jointly consider routing and rate allocation problem by optimally allocating rate to each video stream among multiple paths. The necessary and sufficient conditions for the optimal solution to (15) are the allocated rate to each stream should either meet the boundary condition exactly, or correspond to zero partial derivative:

$$\frac{dD_{comp}}{dR_s} + \frac{dD_{loss}}{dR_s} = 0, \quad (25)$$

where dD_{comp}/dR_s is derived from the video distortion model (15) as:

$$\frac{dD_{comp}}{dR_s} = -\frac{\theta_s}{(R_s - R_s^0)^2}. \quad (26)$$

Therefore, the distortion reduction caused by increasing encoding rate by ΔR_s^k is:

$$-\Delta D_{comp}^k \approx \frac{\theta_s}{(R_s - R_s^0)^2} \Delta R_s^k. \quad (27)$$

On the other hand, the slope of packet loss distortion increment dD_{loss}/dR_s can be expressed as:

$$\begin{aligned} \frac{dD_{loss}}{dR_s} &\propto \alpha(1 - P_B) \sum_{l \in \mathbf{L}} \frac{u_{\mathbf{I}_l} - \gamma}{r_l^{out}} \approx \alpha(1 - P_B) \sum_{l \in \mathbf{L}} \frac{\sum_{l' \in \mathbf{I}_l} (u_{l'} - \gamma)}{r_l^{out'}} \\ &\approx \alpha(1 - P_B) \sum_{l \in \mathbf{L}} \frac{1}{PTA'_l}. \end{aligned} \quad (28)$$

$r_l^{out'}$ is also the cross-traffic which includes contributions from current traffic r_l^{out} and other video streams. Then, the resulting packet loss distortion increment ΔD_{loss}^k can be approximated as:

$$\Delta D_{loss}^k \approx \alpha(1 - P_B) \sum_{l \in \mathbf{L}} \frac{\Delta R_s^k}{PTA'_l}. \quad (29)$$

Note that (29) is almost the same as the optimization formulation in (24), and can be accumulated over the chosen links on one path.

Remark: Given the packet loss distortion increment ΔD_{loss}^k in (29) and the video compression distortion reduction ΔD_{comp}^k in (27), the source node can make the rate allocation decision by comparing these two quantities. The allocated rate will be increased by ΔR_s^k until $-\Delta D_{comp}^k > \Delta D_{loss}^k$, i.e., when the benefit of distortion reduction is no longer worthwhile the consequential network congestion. Therefore, the rate control algorithm can continue until it reaches the optimal rate that strikes a balance between the two trade-off slopes [18].

C. Distributed Scheduling Scheme

Based on the given channel assignment, the joint rate allocation and routing algorithms, DMDS scheme is provided to present an optimal scheduling scheme for video transmission over multi-channel multi-radio multi-hop wireless networks. The key challenges in designing DMDS are how to select optimal channels, paths as well as allocated rates to ensure the resulting system is both stable and optimal. We illustrate the interplay between the source, link and channel in Table II. For DMDS, each channel computes the congestion weight to make the channels assigned to spatially close nodes as different as possible, each link calculates the rates to strike a balance between the rate increment and network congestion, and each source determines the optimal path distribution to achieve minimum video distortion. Specifically, congestion weight message is fed back from the channels to the links to avoid network congestion, queue length message is from the links to the sources to prevent the source rates from exceeding the transmission ability,

and rate allocation and routing message is from the sources to the links to achieve the optimal performance.

TABLE II
THE DMDS SCHEME

At each time slot t :

- **Source s:** determine the optimal path distribution for each source

$$\max_{F_s} \quad - \sum_j (F_{sj})^2 - \sum_j F_{sj} \sum_l M_{sj}^l q_l(t)$$

where $F_s = [F_{s1}, \dots, F_{sj}, \dots, F_{sNs}]$, $F_{sj} \geq 0$,

and $q_l(t)$ denotes the queue length for link l at time slot t ;

Queue Length Update:

$$q_l(t+1) = [q_l(t) + \lambda_q(t) (\sum_s \sum_j M_{sj}^l F_{sj} R_s^j(t) - \sum_c r_l^c(t))]^+$$

where $[x]^+ = \max(x, 0)$, and $\lambda_q(t)$ is the step size.

- **Link l:** determine the optimal traffic in each link

$$\min_{P_s^k} \quad \sum_{l \in P_s^k} \frac{\Delta R_s^k(t)}{PTA_l^k}$$

Rate Increment Update:

$$\Delta R_s^k(t+1) = [\Delta R_s^k(t) + \lambda_R(t) (\sum_k \Delta D_{loss}^k - \Delta D_{comp}^k)]^+$$

where $\lambda_R(t)$ is the step size.

- **Channel c:** determine the minimum congestion in each channel

$$\min \quad \sum_l (r_l^{in} - r_l^{out})$$

Congestion Weight Update:

$$u_l^c(t+1) = u_l(t+1)/r_l^c(t+1).$$

Specifically, the sources send all outgoing links with path discovery messages, which are forwarded by the intermediate nodes on the control channel. At each intermediate node, the

path discovery messages contain the information of congestion weight and queue length related to every possible stream between the source and intermediate node. This intermediate node then extends the path as the source does. Upon reception of path discovery messages from the destinations, the sources determine the possible paths between the sources and destinations based on explicit feedback from the links, in form of queue length, rate increment and congestion weight. In particular, the source minimizes the total distortion while balancing the congestion of channels and links. In fact, it is similar to the standard TCP dual algorithm except that the maximization problem is conducted over a vector not a scalar, to reflect the multi-path nature of DMDS.

Remark: From Table II, it can be found that the computations at the sources are linear with the number of sources, while the computations at the links and channels do not grow with the number of sources. Specifically, determining the minimum congestion channel takes a constant time $O(N_f)$. The complexity of finding optimal traffic in each link is $O(N_n \cdot N)$, since each node $n \in \mathbf{N}$ is equipped with N_n interfaces. The complexity caused by all the links is $O(L \cdot N_f + L \cdot N_n \cdot N)$. In addition, the complexity of multiple-path routing for each source $s \in \mathbf{S}$ is a constant $O(N(s))$. Therefore, for each source $s \in \mathbf{S}$, the computation complexity of all the users is $O(S \cdot N(s))$. Therefore, the total computation complexity is $O(L \cdot N_f + L \cdot N_n \cdot N + S \cdot N(s))$.

Proposition 1: DMDS scheme converges to the joint global optimum \mathcal{M} of (15) for sufficiently small queue length step size λ_q and rate increment step size λ_R .

Outline of the Proof: The idea of DMDS scheme is to decouple the coupled objective function in (15) by introducing auxiliary variables and additional constraints, and then use Lagrange dual decomposition to decouple all the constraints. There are two exact steps: i) introduce new variables to enable decoupling; ii) employ dual decomposition and gradient descent method to derive the DMDS scheme. See Appendix for the detailed proof. ■

IV. SIMULATION OF THE DMDS SCHEME

In this section, we conduct extensive simulations to study the performance of the proposed DMDS scheme in multi-channel multi-radio multi-hop wireless networks. Concerning the unreliable control channels, we use retransmission mechanism to ensure that the information exchange between each node is available. In addition, we employ the mechanism introduced in [26] and [27] to implement reliable control channel and node synchronization, respectively. To simulate the

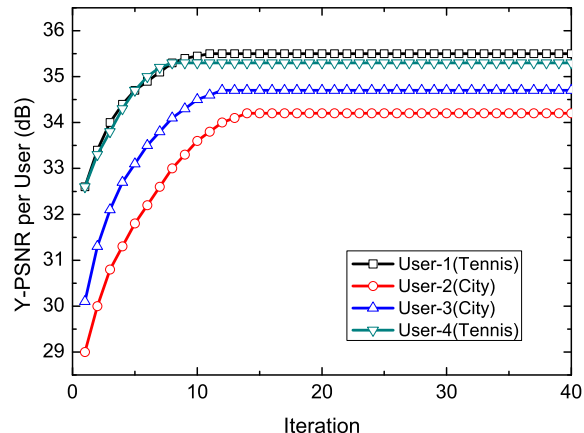


Fig. 3. Plots of PSNR versus time for the 1st frame of each video (step sizes: $\lambda_q = 4 \times 10^{-5}$, $\lambda_R = 2 \times 10^{-5}$).

video applications, two HD (High-Definition) sequences (*City* and *Tennis*) are used to represent video with dramatically different levels of motion activities. In terms of HD video, the sequence has spatial resolution of 1280×720 pixels, and the frame rate of 60 frames per second. Video stream is encoded using a fast implementation of H.264/AVC codec at various quantization step sizes, with GOP (Group Of Pictures) length of 25 and *IBBP...* structure similar to that often used in MPEG-2 bitstreams. Encoded video frames are segmented into packets with maximum size of 1500 bytes, and the transmission intervals of each packet in the entire GOP are spread out evenly, so as to avoid unnecessary queuing delay due to the large sizes of intra coded frames. In the following, we set $T = 300\text{ms}$, $P_B = 1\%$, and $\alpha = 350$ unless otherwise specified.

To study the characteristics of the proposed DMDS scheme, we experiment with the setting of $S = 4$, $N = 10$, $L = 15$, $N_f = 2$, $N_n = 2$. The simulation results are presented in Fig. 3. It can be observed from Fig. 3 that the curves follow an increasing concave trajectory, converging close to the optimum in less than 15 iterations. While the graphs in Fig. 3 are for one particular initial condition, we have done simulations for a variety of initial conditions to verify that the convergence time is independent of the initial conditions. In addition, it should be noted that, in all experiments, we start with an initial routing configuration (i.e. the earliest path known by the source) that splits the traffic evenly among the paths for each source-destination pair.

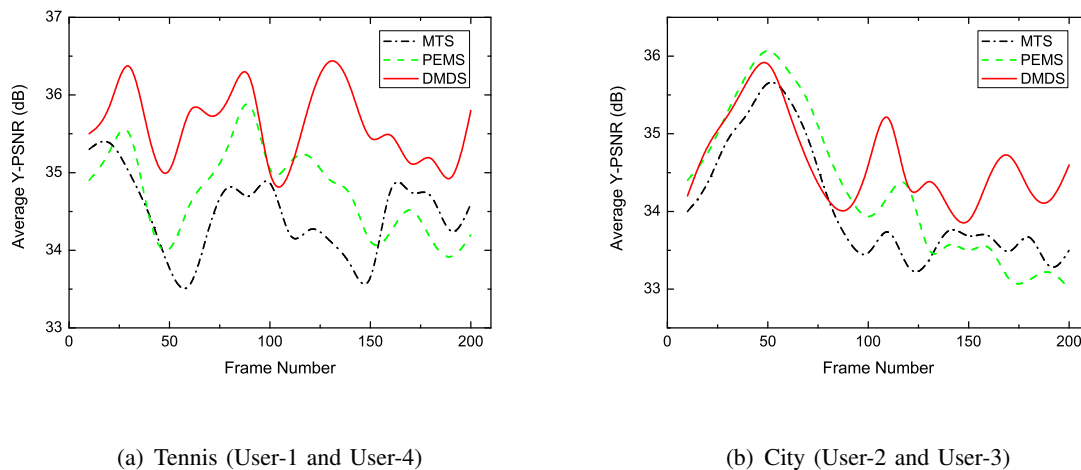


Fig. 4. Plots of average PSNR versus time for two different videos.

For background stream, it is generated according to an on/off source model with exponential distribution of staying time, and average rates between 0 and $0.2 \cdot r_i^{in}$ for each link.

To demonstrate the effectiveness of our proposed scheme, DMDS is benchmarked against other two popular scheduling schemes for multi-channel multi-radio wireless networks : i) Maximum Throughput Scheduling (MTS) introduced in [5], in which this scheme seeks for a feasible end-to-end rate allocation vector along with feasible channel assignment to achieve optimal throughput; ii) Provably-Efficient Maximal Scheduling (PEMS) introduced in [2], in which a distributed on-line algorithm is provided to achieve a provable fraction of the maximum system capacity. Fig. 4 shows the first 200 frames achieved by four users requesting two different video clips under the given network realization. From Fig. 4, we can see that compared to MTS and PEMS schemes, our proposed DMDS scheme has a considerable performance advantages. That is because the above competing schemes only consider the rate maximization or throughput optimum, while our scheme aims at minimum video distortion by jointly considering the characteristics of network and video. Note that some of the frame's PSNR values of MTS and PEMS may be higher than that of our proposed DMDS scheme, however without any significant performance improvement compared to the video quality of our proposal.

Then, we test the proposed DMDS scheme in a dynamic environment where users can join or leave the given network randomly. We start with 4 users (two are *City* and two are *Tennis*).

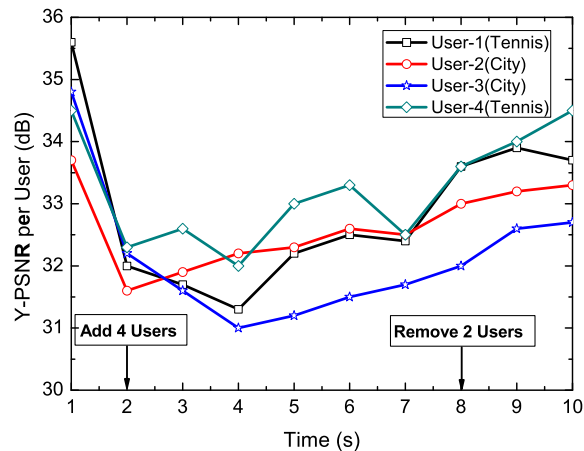


Fig. 5. Average performance per user in case users join/leave the network.

At time $t = 2s$, we add 4 new users (two are *City* and two are *Tennis*), and at time $t = 8s$, we randomly remove 2 users (one is *City* and one is *Tennis*). Fig. 5 presents the average PSNR for original 4 users obtained by proposed DMDS scheme. From Fig. 5, an interesting observation can be found that our proposed DMDS scheme can achieve a satisfying average performance in this dynamic environment, however, the performance differences between each frame and each video vary dramatically. Meaning that the distortion-fairness property of DMDS is not so good. For example, the standard derivation of each frame for user-1 is 1.29 dB, and the average performance difference between user-3 and user-4 is 1.20 dB. In some cases, distortion-fairness is also an important issue for video transmission, especially for multi-user wireless environments. Given the above simulation results, a natural question arises: can we develop a distributed distortion-fairness scheduling algorithm that can take into account different video contents based on the proposed DMDS scheme? In the next section, we will study this problem.

V. EXTENSION: MEDIA-AWARE DISTORTION-FAIRNESS DISTRIBUTED SCHEDULING SCHEME

Nowadays, there exists lots of fairness strategies in terms of bandwidth sharing and demand satisfaction [5], [14]. However, users care about QoS rather than the bandwidth or demand, and

the same QoS may need different bandwidth or demand according to different video contents. In this section, we propose a media-aware distortion-fairness strategy which is aware of the characteristics of video frames and ensures max-min distortion fair sharing among video streams based on the proposed DMDS scheme.

A. Media-Aware Distortion-Fairness Strategy

The basic idea of Media-Aware Distortion-Fairness (MADF) strategy is as follows. Sources send side information indicating the importance of each frame to the links, then the sources and links cooperatively decide the optimal threshold of dropping frames for each user, where the frames with less importance than the threshold will be dropped [24]. The scheduling shaping along with distortion metrics in the application layer is the same as the proposed DMDS scheme. The resulting media-aware distortion-fairness strategy, in which the sources and links can distributed cooperate with others such that the end-to-end distortion fairness as well as good video quality are achieved among users. Here we define the importance of each frame based on the inter-frame motion as [22], while taking into account of the prediction structures of the frames. For the case of multiple users sharing links, each shared link decides a common distortion threshold of dropping frames for all users, such that each user can satisfy the distortion caused by the congestion. The same threshold of dropping frames makes each user experiences a max-min fairness distortion. Fig. 6 illustrates the architecture of the MADF with dropping frame strategy that exchanges information between the sources and links.

The key point of MADF strategy is to find the optimal threshold of dropping frames for each user. In this strategy, each link finds an equal distortion level to its users not marked with “Flag”; each user sets its frame dropping level as the most stringent one over all the links on its path; afterwards, if the link is bottlenecked based on its users’ updated dropping level, the link marks itself and the users mark it “Flag”, and other links drop corresponding frames of the users marked “Flag”; then the iteration goes to another round. In this way, each user gets distortion as low as possible and fairly, and the distortion of the user who experiences most stringent bottleneck is minimized, achieving the max-min distortion fairness share. The detail operation of MADF is presented in Table III. The algorithm iterates among the links and then the sources, until the thresholds can not be changed any further.

Remark: The work in [24] is similar to our media-aware distortion-fairness strategy; however,

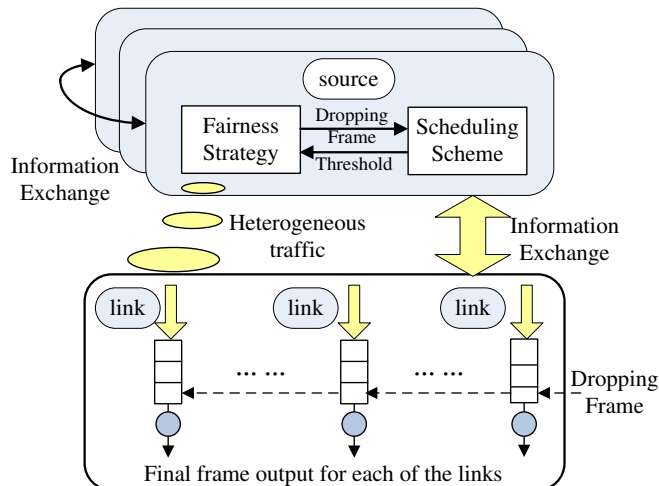


Fig. 6. Architecture of the MADF scheduling scheme with dropping frame strategy.

the main focus of [24] is how to optimize the utility function, whereas our work aims at reducing the distortion unfairness in wireless setting. The authors of [5] develop a proportional fair end-to-end rate allocation for multi-radio wireless mesh networks by introducing *Demand Satisfaction Factor (DSF)*. The *DSF* of a session is defined as the ratio between the rate actually allocated to that session and its traffic demand. In fact, the algorithm in [5] just considers the demand-fair for each user, and does not consider the characteristics of video streaming. We refer the readers to the discussions in the Introduction part regarding the difference between our work and [5], [24] and the potential implications.

Proposition 2: The additional number of iterations induced by MADF is at most the number of bottlenecks, where the bottleneck is counted in the same network where all the streams are fully elastic without any upper bound.

Proof: In each iteration, there will be at least a link whose current threshold will not change in the next iteration, and such link is a link which would be fully utilized if the streams on it are fully elastic without any upper bound. ■

Next we consider the cost (penalty) function $D(z_l, z'_l)$ when MADF is employed. (14) can be rewritten as

$$D_{loss} = \alpha P_{loss} + \sum_{l \in Q^c} D(z_l, z'_l). \quad (30)$$

From (30), each link will keep updating its state information, unless the performance difference of employing the proposed dropping frame algorithm becomes small. Hence, in the proposed MADF strategy, assume the difference between the current strategy z_s and the previous strategy z'_s for user s is e_s , i.e., $e_s = |z_s - z'_s|$. Let

$$U_s^{diff} = e_s \times \max_l [z'_l \sum_j M_{sj}^l q_l] \quad (31)$$

be the distortion difference between the current strategy and the previous strategy. Note that, according to the proposed dropping frame algorithm, we choose the max operation in the

TABLE III
MADF STRATEGY

01: Input:
02: All links are set 'Flag=FALSE', and $z_l = \max I$;
03: All users are set 'Flag=FALSE', and $z_s = \max I$;
where $\max I$ is a given upper bound of the frame importance;
04: Output:
05: Optimal Media-Awareness Distortion-Fairness Scheduling;
06: Procedure FrameDrop
07: if (link l 'Flag=FALSE')
08: The frame queuing in link l whose importance level below the threshold z_l is dropped;
09: Recalculates the threshold z'_l for the update queue;
10: if ($z_l \neq z'_l$)
11: Link l is set 'Flag=TRUE';
12: User relevant to l is set 'Flag=TRUE' and $z_s = \max \{z_l, z'_l\}$;
13: endif
14: endif
15: if (user s 'Flag=FALSE')
16: The frame dropping level is set $z_s = \max z_l$ over all the links on its path;
17: User s is set 'Flag=TRUE';
18: else
19: User s drops the frames whose importance is less than z_s ;
20: endif
21: Procedure DistributedScheduling
22: The same to the DMDS scheduling presented in Table II;

TABLE IV

PERFORMANCE COMPARISON FOR DIFFERENT SCHEMES IN DIFFERENT SCENARIOS

Scenario-1	DMDS		MMGMT		PFEE		MADF	
	Average Y-PSNR (dB)	Y-PSNR Standard Deviation	Average Y-PSNR (dB)	Y-PSNR Standard Deviation	Average Y-PSNR (dB)	Y-PSNR Standard Deviation	Average Y-PSNR (dB)	Y-PSNR Standard Deviation
	user-1	34.4	0.8	32.5	0.8	32.6	0.7	34.1
user-2	33.6	0.7	31.1	0.8	31.1	0.6	33.5	0.3
user-3	33.2	0.7	30.9	0.7	30.8	0.7	33.0	0.3
user-4	34.9	0.9	33.0	0.9	32.9	0.8	34.5	0.6
user-5	35.0	1.0	33.2	1.0	33.5	0.9	34.9	0.6

Scenario-2	DMDS		MMGMT		PFEE		MADF	
	Average Y-PSNR (dB)	Y-PSNR Standard Deviation	Average Y-PSNR (dB)	Y-PSNR Standard Deviation	Average Y-PSNR (dB)	Y-PSNR Standard Deviation	Average Y-PSNR (dB)	Y-PSNR Standard Deviation
	user-1	35.5	0.9	33.5	0.8	33.8	0.6	35.4
user-2	35.0	0.8	32.7	0.8	33.0	0.6	34.8	0.4
user-3	34.5	0.78	32.3	0.7	32.9	0.7	34.4	0.4
user-4	36.0	1.0	34.1	0.9	34.0	0.7	35.8	0.5
user-5	36.1	1.0	34.8	1.0	34.7	0.8	36.0	0.5

distortion expression.

Claim 1: If e_s satisfies the following condition:

$$U_s^{diff} \leq \sum_{l \in Q^c} D(z_l, z'_l) \quad (32)$$

for all users $s \in \mathbf{S}$, the proposed scheduling scheme converges to a stable state.

Proof: Equation (32) can be derived as:

$$\begin{aligned}
\sum_{l \in Q^c} D(z_l, z'_l) &\geq \sum_{l \in Q^c} \left\{ (z_l - z'_l) \times \max[z'_l \sum_j M_{sj}^l q_l] \right\} \\
&\Rightarrow z'_l \times \max[z'_l \sum_j M_{sj}^l q_l] \\
&\geq z_l \times \max[z'_l \sum_j M_{sj}^l q_l] - D(z_l, z'_l) \\
&\geq z_s \times \max[z'_l \sum_j M_{sj}^l q_l] - D(z_s, z'_s) \\
&\Rightarrow U_s^{diff}. \tag{33}
\end{aligned}$$

The remaining proof follows [2, *Proposition 2*], so the strategy converges to a stable state. ■

Claim 2: If the penalty function $D(z_l, z'_l)$ is a convex function of z_l , when the proposed dropping frame algorithm converges to a stable state, the distortion difference between the proposed MADF strategy and the DMDS scheme is not larger than $\sum_{l \in Q^c} D(z_l, z'_l)$.

Proof: As long as the penalty function $D(z_l, z'_l)$ is a convex function of z_l , the additional video distortion function is a convex function, since for each iteration, $\max[z'_l \sum_j M_{sj}^l q_l]$ in (31) does not change with z_l . Hence, when the proposed scheduling scheme converges to a stable state, the worst distortion reduction is $\sum_{l \in Q^c} D(z_l, z'_l)$. ■

B. Numerical Results

In order to provide a meaningful comparison between our proposed MADF approach and other alternative approaches, we consider the use of the recent Max-Min Guaranteed Maximum Throughput (MMGMT) and Proportional Fair End-to-End (PFEE) schemes introduced in [5], and the proposed DMDS scheme in Section III as comparison systems. For each simulation, we generate end-to-end communication streams with random source and destination nodes. 5 users transmit different videos concurrently: user-1 sends video clip *City*; user-2 sends *Mobile*; user-3 sends *Mother*; user-4 sends *View*; user-5 sends *Tennis*. The traffic demand for each communication stream for all the schemes is given by a random number uniformly distributed in $[0.2r_l^{in}, 0.6r_l^{in}]$.

We evaluate the performance of the above four schemes in terms of PSNR value under different scenarios. Specifically, Scenario-1 denotes $N = 10$, $L = 15$, $N_f = 2$, $N_n = 2$, and Scenario-2 corresponds to $N = 15$, $L = 30$, $N_f = 3$, $N_n = 3$. The simulation results are presented in

Table IV. It should be noted that all the simulation results in this subsection have been obtained using 300 runs in order to obtain statistically meaningful average values. Based on the given objective simulation results, there are two main observations:

- With regards to the average PSNR value, MADF achieves a satisfying performance. Its performance is comparable to that of DMDS, and much better than those of MMGMT and PFEE schemes. For example, the average performance differences between MADF and DMDS for 5 users in two scenarios are only 0.2 dB and 0.1 dB, respectively. However, compared to MMGMT and PFEE schemes, the proposed MADF scheme can achieve 1.7 dB and 1.7 dB performance improvement for scenario-1, and 1.9 dB and 1.8 dB for scenario-2. That is to say, MADF is derived from DMDS, and holds the basic characteristics of DMDS.

- With regards to the PSNR derivation value, MADF has the best constant performance. We can observe that although DMDS scheme globally achieves the best PSNR performance, it results in a severe unfairness on performance. In addition, MMGMT and PFEE schemes also consider the fairness problems in scheduling, and they can achieve certain performance improvement compared to DMDS scheme. However, MMGMT and PFEE schemes do not consider the content of video, as expected, their performances are worse than the proposed MADF scheme.

VI. CONCLUSIONS

In this paper, we have developed fully distributed scheduling schemes that jointly solve the channel-assignment, rate allocation, routing and fairness problems for video streaming over multi-channel multi-radio networks. Importantly, unlike conventional scheduling schemes focus on optimal system throughput or scheduling efficiency, our work aims at achieving minimal video distortion and certain fairness by jointly considering media-aware distribution and network resource allocation. Extensive simulation results are provided which demonstrate the effectiveness of our proposed schemes.

The results in this paper have some interesting implications on the practical use of multi-radio multi-channel multi-hop wireless networks, *i.e.*, multimedia sensor network is a good example. As we know, current sensor networks due to their limit transmit capacities can hardly transmit large amount of multimedia data concurrently. Multi-channel multi-radio technique is a direction to provide a satisfying multimedia service in wireless sensor networks. In addition, 3GPP LTE (Long Term Evolution) system using relay is also an example. As we know, LTE uses OFDM

(Orthogonal Frequency Division Multiplexing) for the downlink, in which the transmitter sends information over a large number of sub-carriers [2]. So it can be viewed as a special type of multi-channel multi-radio multi-hop wireless system. Therefore, our proposed video scheduling scheme for multi-channel multi-radio multi-hop wireless networks is eager to have large application ground.

For future work, we plan to study some practical issues for implementing the proposed schemes. Note that in real video transmission over multi-channel multi-radio systems, additional works need to be developed in order to: i) reduce the dependence of the video content for scheduling scheme can automatically adapt; ii) simplify the scheduling scheme, especially the channel and link information exchange and feedback; iii) extend the results to more practical systems (e.g., OFDM) and channel models (e.g., heterogeneous channels). In our ongoing work, we plan to carefully address these open problems and study their impacts on the actual multi-channel multi-radio systems.

APPENDIX

Proof of Proposition 1: Since (15) is a convex optimization problem satisfying Slater's condition, the duality gap is zero. Therefore, a distributed algorithm for (15) can be derived through the Lagrange dual problem. First we form the following Lagrangian:

$$L(D_{all}, \mathcal{M}, \phi_l) = \sum_s \sum_j D_{all} - \sum_l \phi_l(t)(r_l^{in} - r_l^{out}). \quad (34)$$

However, (34) can not be decoupled yet because ϕ_l refers to many variables. Therefore, we keep on introducing a new variable κ_s and additional constraints PTA'_l and ΔR_s^k . Note that P_s^k corresponds to the path j of user s , so

$$L(D_{all}, \mathcal{M}, \phi_l, \kappa_s) = \sum_s \kappa_s(t) D_{all} - \sum_l \phi_l(t)(r_l^{in} - r_l^{out}) + \sum_{l \in P_s^k} \kappa_s(t) \frac{\Delta R_s^k(t)}{PTA'_l}.$$

So far, (35) can be decoupled with three sub-problems as follows:

- Each source s :

$$\max_{F_s} - \sum_j \kappa_s(t)(F_{sj})^2 - \sum_j F_{sj} \sum_l \phi_l(t) M_{sj}^l q_l(t) \quad (35)$$

where $q_l(t)$ is the queue length of link l at time slot t .

- Each link l :

$$\min_{P_s^k} \sum_{l \in P_s^k} \kappa_s(t) \frac{\Delta R_s^k(t)}{PT A_l'}. \quad (36)$$

- Each channel c :

$$\min \sum_l \phi_l(t) (r_l^{in} - r_l^{out}). \quad (37)$$

The Lagrangian dual function $L_d(\phi, \kappa)$ is defined as the maximized $L(D_{all}, \mathcal{M}, \phi, \kappa)$ over D_{all} and \mathcal{M} for given ϕ and κ . Each source can compute an optimizer D_{all}^* and each link l and channel c can compute an optimizer $\mathcal{M}^*(\phi, \kappa)$. The Lagrange dual problem of (15) is:

$$\min L_d(\phi_l, \kappa_s) = L(D_{all}^*, \mathcal{M}^*(\phi_l, \kappa_s), \phi_l, \kappa_s), \quad (38)$$

where (ϕ_l, κ_s) are the dual variables. Note that (38) is a convex minimization. In addition, we can define the iteration method for $u_l^c(t)$ as:

$$u_l^c(t+1) = u_l(t+1)/r_l^c(t+1). \quad (39)$$

Since $L_d(\phi_l, \kappa_s)$ may be non-differentiable, an iterative subgradient method can be used to update the dual variables to solve (38).

- Queue Length Update:

$$q_l(t+1) = [q_l(t) + \lambda_q(t) (\sum_s \sum_j M_{sj}^l F_{sj} R_s^j(t) - \sum_c r_l^c(t))]^+, \quad (40)$$

where $\lambda_q(t)$ represents the queue length step size.

- Rate Increment Update:

$$\Delta R_s^k(t+1) = [\Delta R_s^k(t) + \lambda_R(t) (\sum_k \Delta D_{loss}^k - \Delta D_{comp}^k)]^+, \quad (41)$$

where $\lambda_R(t)$ represents the rate increment step size.

(40) and (41) are exactly the DMDS scheme steps described in Table II. Certain choices of step sizes, such as $\lambda_q(t) = \lambda_1/t$, $\lambda_R(t) = \lambda_2/t$ where $\lambda_1 > 0$, $\lambda_2 > 0$, guarantee that this algorithm will converge to the joint optimum. In this case, the convergent point is a globally optimal \mathcal{M} to the problem (15) since we have shown that the problem can be written as convex optimization. ■

REFERENCES

- [1] M. Alicherry, R. Bathia, and L. Li, "Joint Channel Assignment and Routing for Throughput Optimization in Multi-Radio Wireless Mesh Networks," *IEEE Journal of Selected Areas in Communications*, vol. 24, no. 11, pp. 1960-1971, 2006.
- [2] X. Lin and S. Rasool, "A Distributed Joint Channel-Assignment, Scheduling and Routing Algorithm for Multi-Channel Ad Hoc Wireless Networks," in Proc. of *IEEE INFOCOM*, 2007.
- [3] M. Kodialam and T. Nandagopal, "Characterizing the Capacity Region in Multi-Radio Multi-Channel Wireless Networks", in Proc. of *ACM MobiCom*, 2005.
- [4] A. Raniwala and T. Chiueh, "Architecture and Algorithms for an IEEE 802.11-Based Multi-Channel Wireless Mesh Network," in Proc. of *IEEE INFOCOM*, 2005.
- [5] J. Tang, G. Xue and W. Zhang, "Cross-layer Design for End-to-End Throughput and Fairness Enhancement in Multi-Channel Wireless Mesh Networks," *IEEE Transactions on Wireless Communications*, vol. 6, no. 10, pp. 3482-3486, 2007.
- [6] L. Chen, Q. Zhang, and M. Li, "Joint Topology Control and Routing in Multi-radio Multi-channel Wireless Mesh Networks," *IEEE Transactions on Vehicular Technology*, vol. 56, no. 5, pp. 1101-1112, 2007.
- [7] J. Tang, G. Xue and W. Zhang, "Interference-Aware Topology Control and QoS Routing in Multi-Channel Wireless Mesh Networks," in Proc. of *ACM MobiHoc*, 2005.
- [8] H. Wu, F. Yang, K. Tan, J. Chen, Q. Zhang, and Z. Zhang, "Distributed Channel Assignment and Routing in Multi-radio Multi-channel Multi-hop Wireless Networks", *IEEE Journal of Selected Areas in Communications*, vol. 24, no. 11, pp. 1972-1983, 2006.
- [9] L. Zhou, B. Geller, B. Zheng, A. Wei, and J. Cui, "Distributed Resource Allocation for Multi-Source Multi-Description Multi-Path Video Streaming over Wireless Networks," *IEEE Transactions on Broadcasting*, to appear.
- [10] L. Zhou, B. Geller, A. Wei, and B. Zheng, "Cross-Layer Rate Allocation for Multimedia Applications in Pervasive Computing Environment," in Proc. of *IEEE GLOBECOM*, 2008.
- [11] Q. Zhang and Y. Zhang, "Cross-Layer Design for QoS Support in Multihop Wireless Networks," *Proceedings of the IEEE*, vol. 96, no. 1, pp. 64-76, 2008.
- [12] E. Setton, T. Yoo, X. Zhu, A. Goldsmith and B. Girod, "Cross-layer Design of Ad Hoc Networks for Real-Time Video Streaming," *IEEE Wireless Communications Magazine*, vol. 12, no. 4, pp. 59-65, 2005.
- [13] D. Jurca and P. Frossard, "Packet Selection and Scheduling for Multipath Video Streaming," *IEEE Transactions on Multimedia*, vol. 9, no. 3, pp. 629-641, 2007.
- [14] W. Wang, M. Palaniswami, and S. H. Low, "Application-Oriented Flow Control: Fundamentals, Algorithms and Fairness," *IEEE/ACM Transactions on Networking*, vol.14, no.6, pp.1282-1291, 2006.
- [15] T. Ozcelebi, M. O. Sunay, M. R. Civanlar, and A. M. Tekalp, "Application QoS Fairness in Wireless Video Scheduling," in Proc. of *IEEE SPCA*, 2006.
- [16] R. Braden, D. Clark, and S. Shenker, "Integrated Services in the Internet Architecture: An Overview," *RFC 1633*, 1994.
- [17] S. Blake, D. Black, M. Carlson, E. Davies, Z. Wang, and W. Weiss, "An Architecture for Differentiated Services," *RFC 2475*, 1998.
- [18] X. Zhu, E. Setton, and B. Girod, "Congestion-distortion optimized video transmission over ad hoc networks," *Signal Process: Image Communications*, vol. 20, no. 8, pp. 77-83, 2005.
- [19] S. Pack, X. Shen, J. W. Mark and L. Cai, "A Two-Phase Loss Differentiation Algorithm for Improving TFRC Performance in IEEE 802.11 WLANs," *IEEE Transactions on Wireless Communications*, vol. 6, no. 11, pp. 4164-4175, 2007.

- [20] K. Stuhlmüller, N. Farber, M. Link and B. Girod, "Analysis of Video Transmission over Lossy Channels", *IEEE Journal of Selected Areas in Communications*, vol. 18, no. 6, pp. 1012-1032, 2000.
- [21] X. Zhu, E. Setton and B. Girod, "Congestion-Distortion Optimized Video Transmission over Ad Hoc Networks", *Journal of Signal Processing: Image Communication*, vol. 20, pp. 773-783, 2005.
- [22] Q. Qu, Y. Pei and J. W. Modestino, "An Adaptive Motion-Based Unequal Error Protection Approach For Real-Time Video Transport over Wireless IP Networks," *IEEE Transactions on Multimedia*, vol. 8, no. 5, pp. 1033-1044, 2006.
- [23] L. Kleinrock, *Queuing Systems, Volume II: Computer Applications*, Wiley Interscience, New York, USA, 1976.
- [24] Y. Li, Z. Li, M. Chiang, A. R. Calderbank, "Content-Aware Distortion-Fair Video Streaming in Networks," in Proc. of *IEEE GLOBECOM*, 2008.
- [25] H. Park and M. Schaar, "Fairness Strategies for Multi-User Multimedia Applications in Competitive Environments using the Kalai-Smorodinsky Bargaining Solution," in Proc. of *IEEE ICASSP*, 2007.
- [26] J. W. Lee, M. Chiang, and R. A. Calderbank, "Price-based distributed algorithm for optimal rate-reliability tradeoff in network utility maximization," *IEEE Journal on Selected Areas in Communications*, vol. 24, no. 5, pp. 962-976, 2006.
- [27] Y. Li, M. Chiang, A. R. Calderbank, S. Diggavi, "Optimal rate-reliability-delay tradeoff in networks with composite links," to appear in *IEEE Transactions on Communications*.
- [28] J. Tang and X. Zhang, "Cross-Layer Resource Allocation Over Wireless Relay Networks for Quality of Service Provisioning," *IEEE Journal on Selected Areas in Communications*, vol. 25, no. 4, pp. 645-657, 2007.