



HAL
open science

VIRTUAL R&D TEAMS: A NEW MODEL FOR PRODUCT DEVELOPMENT

Nader Ale Ebrahim

► **To cite this version:**

Nader Ale Ebrahim. VIRTUAL R&D TEAMS: A NEW MODEL FOR PRODUCT DEVELOPMENT.
International Journal of Innovation (IJI), 2015, 10.5585/iji.v3i2.43 . hal-01223112

HAL Id: hal-01223112

<https://hal.science/hal-01223112>

Submitted on 2 Nov 2015


HAL is a multi-disciplinary open access archive for the deposit and dissemination of scientific research documents, whether they are published or not. The documents may come from teaching and research institutions in France or abroad, or from public or private research centers.

L'archive ouverte pluridisciplinaire **HAL**, est destinée au dépôt et à la diffusion de documents scientifiques de niveau recherche, publiés ou non, émanant des établissements d'enseignement et de recherche français ou étrangers, des laboratoires publics ou privés.

V

IRTUAL R&D TEAMS: A NEW MODEL FOR PRODUCT DEVELOPMENT

¹Nader Ale Ebrahim

 orcid.org/0000-0001-7091-4439

ABSTRACT

Increased global competitions have urged small and medium enterprises (SMEs) to develop new products faster. Virtual research and development (R&D) teams in SMEs can offer a solution to speed up time-to-market of new product development (NPD). However, factors that affect the effectiveness of virtual teams for NPD are still not adequately verified. This paper presents the correlations between virtual R&D team constructs and virtual team effectiveness by developing a “Virtual Research and Development Team” (ViR&DT) model. The items, which may influence the effectiveness of virtual teams, are taken from the literature. Through an online survey and by application of structural equation modeling (SEM) technique, the proposed model (ViR&DT) has been tested. The results suggest that the process construct is strongly correlated to the effectiveness of virtual teams. Therefore, NPD managers in virtual R&D teams should concentrate on the process of new product development rather than simply equipping the teams with the latest technology or employing highly qualified experts. Further empirical research is recommended to fully explore and appreciate the breadth of application of the ViR&DT model. This paper is a part of my PhD journey.

Keywords: Virtual R&D teams, Collaborative teams, questionnaires, Team performance, cross-functional teams, product development

¹ Visiting research fellow, Research Support Unit, Centre for Research Services, IPPP, **University of Malaya**, Jalan Lembah Pantai, Kuala Lumpur, 50603, Malaysia [alebrahim@um.edu.my]

INTRODUCTION

Small and medium enterprises (SMEs) play vital roles in terms of employment, rapid new product development, and economic growth in an economy (Nader Ale Ebrahim, Ahmed, & Taha, 2010b). SMEs are considered to be engines for economic growth, especially for developing countries (Radas & Bozic, 2009; Singh, Garg, & Deshmukh, 2008). SMEs' survival depends on their capability to improve their performance and produce goods which could fulfill international standards (Gomez & Simpson, 2007) in the prevailing open market environment. During the past few decades, new product development (NPD) has increasingly been recognized as a critical factor in fiercely competitive market situations for ensuring the continuing survival and growth of SMEs (Nader Ale Ebrahim, Ahmed, & Taha, 2009c).

To compete on a global scale and overcome the rapid technological changes in explosive manufacturing product varieties, SMEs are required to be able to sustain with product innovation (Laforet, 2008). A very important need is to enable SMEs creating new knowledge and transfer that into their development via collaborative environments and networks in order to increase their innovation capabilities (Flores, 2006). Since an important aspect of networking is to optimize the advantages that could be obtained by sharing the risk and benefits with participants, it is important for corporations to collaborate in networks in order to develop their mutual capacity, capability and competence to perform NPD and become suppliers of complete systems (H. H. Chen, Kang, Xing, Lee, & Tong, 2008).

On the other hand, rapid changes in the business environment cause a tendency to design highly flexible and agile organizations in order to bring successful new products to the marketplace (González & Palacios, 2002). Virtual teams can augment to answer these issues (Nader Ale Ebrahim, Ahmed, & Taha, 2009a). In recent years, R&D teams have become increasingly virtual (Kratzer, Leenders, & Engelen, 2006) and now is dependent on teams to carry out their R&D tasks (Nader Ale Ebrahim, Ahmed, & Taha, 2010a; Huang, 2009). Virtual R&D teams can be a means to increase the efficiency and competitiveness of SMEs in their local and global markets (Nader Ale Ebrahim et al., 2010b). Such teams have become critical for companies to survive (Lurey & Raisinghani, 2001). The main advantage of implementing a geographically dispersed R&D network structure

is the ability to tap selectively into the center of excellence (Criscuolo, 2005). To shrink the cost and protracted length of the total system and product development life cycles, many organizations have moved away from serial to concurrent collaboration through the use of cross-functional, integrated project/product teams (Bochenek & Ragusa, 2004). Virtual R&D teams could be a viable option to sustain and ease the operations of SMEs (Ebrahim, Ahmed, & Taha, 2010a).

Nevertheless, every company cannot cope up progressively or immediately with market requirements due to knowledge dynamics being experienced in the competitive milieu. Increased competition and reduced product life cycles put pressure on companies to develop new products faster. In response to these pressing needs, there should be some new approaches compatible with flexible circumstances (Schmidt, Montoya-Weiss, & Massey, 2001). With the rapid development of electronic information and communication media in the past decades, distributed work has become much easier, faster and more efficient (Hertel, Geister, & Konradt, 2005). Information technology is providing the infrastructure necessary to support the development of new organizational forms (Nader Ale Ebrahim, Abdul Rashid, Ahmed, & Taha, 2011).

Virtual teams represent one such organizational form, one which could revolutionize the workplace and provide organizations with unprecedented level of flexibility and responsiveness (Powell, Piccoli, & Ives, 2004). A virtual network structure is used to improve communication and coordination, and encourage the mutual sharing of inter-organizational resources and competencies (H. H. Chen et al., 2008).

Hence, virtuality seems to be well suited for cultivating and managing creativity in NPD teams (Leenders, Engelen, & Kratzer, 2003). Although Wagner and Hoegl (2006) showed that collaborative product development provides benefits to both managers from buying as well as the customer firm. Little research has been carried out on factors affecting and effects of virtual R&D teams in SMEs.

Virtual teams and related concerns

Research on virtual teams is still in its nascent stages (Badrinarayanan & Arnett, 2008; Prasad & Akhilesh, 2002). Therefore, setting up an infrastructure for virtual teams still requires large engineering effort, which represents a major obstacle for the implantation of this new paradigm (Camarinha-Matos & Afsarmanesh, 2003). Effective and efficient cooperation across disciplines and

distributed teams becomes essential for the success of engineering projects (Y. Zhang, Gregory, & Shi, 2008). Therefore, the experts suggest that more research is needed to explore ways to enhance the performance of virtual teams (El-Tayeh, Gil, & Freeman, 2008). Virtual teams deal effectively with issues sensitive to diverse cultural contexts, such as designing and introducing new products for specific markets, by communicating and collaborating with locally-based participants (Zemliansky & Amant, 2008).

Teams and virtual teams

The word “teams” was used in the U.S. as early as the 1960s. In the late 1980s and early 1990s, many companies implemented self-managing or empowered work teams. To cut bureaucracy, reduce cycle time and improve service, line-level employees involved themselves with decision-making and problem solving responsibilities which were traditionally reserved for management. By the mid-1990s, increasing numbers of companies such as Goodyear, Motorola, Texas Instruments, and General Electric had begun exporting the team concept to their foreign affiliates in Asia, Europe, and Latin America to integrate global human resource practices (Kirkman, Gibson, & Shapiro, 2001). Presently, due to communication technology improvements and continued globalization, virtual teams have increased rapidly worldwide (Kirkman, Rosen, Gibson, Tesluk, & McPherson, 2002). This era has seen a growing popularity for virtual team structures in organizations (Wayne F. Cascio, 2000; Walvoord, Redden, Elliott, & Coovert, 2008). Martins et al. (2004) in a major review of literature on virtual teams, concluded that ‘with rare exceptions all organizational teams are virtual to some extent.’ The current practice has moved away from working with people within visual proximity to working with people around the globe (Johnson, Heimann, & O’Neill, 2001).

Various forms of “virtual” work

Generally, the various forms of “virtual” work can be distinguished depending on the number of persons involved and the degree of interactions between them. The first is “telework” (telecommuting), which is performed partially or completely outside the main company workplace with the aid of information and telecommunication services. “Virtual groups” exist when several teleworkers are combined and each member reports to the same manager. In contrast, a “virtual team” exists when the members of a virtual group interact with each other in order to accomplish common goals. Finally, “virtual communities” are larger

entities of distributed work in which members participate via the Internet, guided by common purposes, roles and norms. In contrast to virtual teams, virtual communities are not implemented within an organizational structure but are usually initiated by some of their members. Examples of virtual communities are open source software projects (Hertel et al., 2005). Computer-mediated collaborations (CMC) are also used to encompass asynchronous and synchronous interactions.

Asynchronous interactions using a collaborative workspace, such as e-mail, instant messaging, and synchronous interactions using a system which incorporates desktop video conferencing, shared workspace, chat and other features (Rice, Davidson, Dannenhoffer, & Gay, 2007). Extended enterprise concept in parallel with the concurrent enterprising looks for ways to add value to the product by incorporating knowledge and expertise from all participants on the product value chain (Sorli, Stokic, Gorostiza, & Campos, 2006). The basic element of the concurrent product development is team work (Starbek & Grum, 2002).

Teleworking is viewed as an alternative way to organize work which involves the complete or partial use of ICT to enable workers to obtain access to their labor activities from different and remote locations (Martinez-Sanchez, Pérez-Pérez, de-Luis-Carnicer, & Vela-Jiménez, 2006). Telework provides cost-saving to employees by eliminating time-consuming commutes to central offices and offers employees more flexibility to coordinate their work and family responsibilities (Johnson et al., 2001). Eppinger and Chitkara (2006) defined global product development (GPD) as combining certain centralized functions with some engineering and related product development functions distributed to other sites or regions of the world. The practice may involve outsourced engineering work along with captive offshore engineering facilities. The benefits of GPD include greater engineering efficiency through utilization of lower cost resources, access to technical expertise which is distributed internationally, design of products for more global markets and more flexible product development resource allocation through use of outsourced staff. Collaborative networked organizations (CNOs) are complex entities whose proper understanding, design, implementation and management require the integration of different modeling perspectives (Camarinha-Matos & Afsarmanesh, 2007).

Concurrent engineering (CE), also known as integrated product development (IPD), is an approach

for developing new products where major development activities, such as product and process design, occur “concurrently in an integrated fashion, using a cross-functional team, rather than sequentially by separate functions” (A. T. Boyle, Kumar, & Kumar, 2006). CE teams should be supported in organizations, specifically in complex NPD activities and an innovative organizational climate (T. A. Boyle, 2005). IPD has been, for the past two decades, the default product development technique (Mulebeke & Zheng, 2006). Costs of integrated product and process development are lower than sequential engineering costs (Kusar, Duhovnik, Grum, & Starbek, 2004). One of the basic ideas of CE needed for product design and development is to assemble a team which is focused on developing or re-designing a product (Bochenek & Ragusa, 2004). Concurrent engineering is a conceptual methodology, which enables everyone impacted by the product design to have early access to design information and also the ability to influence the final design to identify and prevent future problems. It is different from virtual team working.

The term “concurrent engineering” denotes an inter-discipline cooperation and parallel work towards a common set of consistent goals on development, manufacturing and sales of products (Kusar et al., 2004). Sometimes IPD is defined as a different form of CE, whereby IPD is a managerial approach for improving NPD performance through the overlap, parallel execution, and concurrent workflow of activities. IPD signifies the chain of command and decision-making process in NPD projects and also defines who is supposed to communicate with whom, and the configuration of the reporting relationships (Naveh, 2005).

McDonough et al. (2001) distinguished the differences between virtual and global NPD teams. They defined virtual NPD teams as comprising of individuals possessing a moderate level of physical proximity and cultural similarity, whereas global NPD teams consist of individuals who work and live in different countries and are culturally diverse.

VIRTUAL R&D TEAMS

A number of companies are increasing, especially those with knowledge-intensive R&D programs which have turned to virtual teams in recent years in order to create the greatest competitive advantage from limited labor and resources (T. Y. Chen, Chen, & Ch, 2008). The understanding of teams is based upon traditional teams in which all members are collocated and communicate face-to-face. However, geographically distributed teams, whose members

are not collocated and must often communicate via information technology, are growing dramatically (Hinds & Bailey, 2003). In order to fulfill the technological needs of industry and boost entity international competitiveness, companies should operate based on virtual R&D teams. These needs are fundamentally linked to the flow of information, assignment of competency, and transfer of authority in international R&D organizations, and are central for international technology and knowledge transfer between dispersed R&D sites (Von Zedtwitz, Gassmann, & Boutellier, 2004). The trends in globalization and high demand variation force companies and supply chains to innovate new business models to gain and maintain in a competitive position. Networking, outsourcing, as well as ICTs are considered as general tools to respond to these challenges (Salmela & Lukka, 2004). Consequently, multinational corporations (MNCs) have increased their R&D investment in foreign countries (Reger, 2004). While the outsourcing activities of the MNCs are highly concentrated in a handful of economies by the advent of the global R&D wave, the offshore outsourced R&D activities are now more geographically dispersed, and this indeed reveals the increasing value of collaboration.

These multiple sites encourage the development of more ideas, due to the varied international backgrounds in global networks (Richtne’r & Rognes, 2008).

Virtual teams are important mechanisms for SMEs seeking to leverage scarce resources across geographic and other boundaries (Raval, Ale Ebrahim, Ahmed, & Taha, 2010). Additionally, virtual collaboration has become vital for most organizations. This is particularly true for R&D activities (Nader Ale Ebrahim, Ahmed, & Taha, 2011).

Such collaboration often involves a network of partners located around the world. However, running effectively at the R&D project level and dealing with such distributed teams poses challenges for both managers and specialists. They should be aware of the factors which affect the effectiveness of virtual teams in R&D. The decision to use a virtual team is often a necessity and not a choice; being ‘virtual’ is mostly not a strategy but an operational reality (Gassmann & Von Zedtwitz, 2003b). Virtual teams reduce time-to-market and collaboration between geographically distributed team sites yield common benefits in terms of better quality and reduced costs between 20 to 50 percent of a new product (May & Carter, 2001). Despite numerous studies on the topic in recent years, there still appears a need to

determine which factors make effective virtual teams in R&D and how those factors influence the competitive advantage of enterprises (Nader Ale Ebrahim, Ahmed, Abdul Rashid, & Taha, 2012).

One of the highest-cited studies (a total of 256 citations at present) on the effectiveness of virtual teams was conducted by Lurey and Raisinghani (2001). They determined the factors, which influence the effectiveness of virtual teams (Nader Ale Ebrahim, Ahmed, Abdul Rashid, & Taha, 2012; Nader Ale Ebrahim, Ahmed, Abdul Rashid, Taha, & Wazed, 2012). They identified the social aspects of virtual teams such as: team members' relations, team members' satisfaction, selection procedures, executive leadership styles, design process, internal group dynamics, and additional external support mechanisms (Lurey & Raisinghani, 2001). In addition, they found an interesting issue in the effectiveness of virtual teams, which is an insignificant relationship between the teams' tools, technologies and communication patterns and the teams' effectiveness measures. This is one of the concerns of this study, as

the author investigates the effects of communication technology on virtual teams' effectiveness (Nader Ale Ebrahim, Ahmed, & Taha, 2008). Virtual team effectiveness models are clearly in the early stages of development and no single virtual team effectiveness model appears to have been favored in the literature. Most models have also not been empirically tested (Foster, 2010). Most of the existing virtual team effectiveness models consider the social aspect of teams, rather than the practical aspects. In this study, the author considers the practical aspects of virtual team effectiveness.

The Bal and Gundry (1999; 2001b) model is used as the basic framework for discussions on the topic. The main constructs of the model are used directly, but the constructs' items are modified according to the practical aspects of virtual team effectiveness. Similar to their study in (Bal & Gundry, 1999) Bal and Teo (2001b) identified 12 items for effective virtual team working by observation and interview. This is illustrated in **Figure 1**.

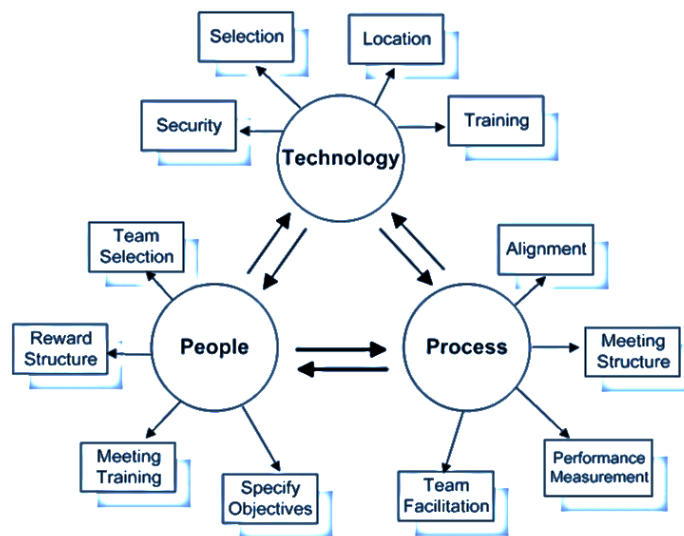


Figure 1 Model for effective virtual team working (Source: (Bal & Gundry, 1999))

Virtual R&D team working: technology point of view

Virtual teams use digital communications such as video and audio links, electronic whiteboards, e-mails, instant messaging, websites, chat rooms, et cetra, as substitutes for physical collocation of the team members (Baskerville & Nandhakumar, 2007; Pauleen & Yoong, 2001). The simple transmission of information from point A to point B is insufficient as virtual environment presents significant challenges for effective communication (Walvoord et al., 2008).

Being equipped with the most advanced technologies is inadequate to make a virtual team effective, since internal group dynamics and external support mechanisms must also be present for a team to succeed in the virtual world (Lurey & Raisinghani, 2001). Virtual teams are technology-mediated groups of people from different disciplines which work on common tasks (Nader Ale Ebrahim, Ahmed, Abdul Rashid, & Taha, 2012; Dekker, Rutte, & Van den Berg, 2008). Hence, the way the technology is implemented seems to make virtual team outcomes

more or less likely (A. H. Anderson, McEwan, Bal, & Carletta, 2007). Virtual R&D team facilitators should choose the appropriate technology-based upon the purpose of the team (Nader Ale Ebrahim, Ahmed, & Taha, 2009d). Based on a comprehensive review on technology in virtual R&D team working, 19 important factors are extracted.

Items, which constitute technology construct in a virtual R&D team, are still ambiguous. The author extracted 19-important items related to technology

constructs, based on a comprehensive review on technology in virtual R&D team working. Table 1 summarizes the items and their supporting references. E-mails and conference calls are generally known as first-generation technologies whereas online discussion boards, power point presentations, video tools and online meeting tools are second-generation technologies. Third generation technology refers typically to web-enabled shared workspaces via Intranet or Internet (Lee-Kelley & Sankey, 2008).

Table 1 Summary of items related to technology constructs in virtual teams

No	Items	References
1	Use Internet and electronic mail	(Lee-Kelley & Sankey, 2008; Pauleen & Yoong, 2001; Redoli, Mompó, García-Díez, & López-Coronado, 2008; Thissen, Jean, Madhavi, & Toyia, 2007)
2	Online meeting on need basis	(M. Chen, Liou, Wang, Fan, & Chi, 2007; Lee-Kelley & Sankey, 2008; Pena-Mora, Hussein, Vadhavkar, & Benjamin, 2000; Thissen et al., 2007)
3	Web conferencing	(Nader Ale Ebrahim et al., 2009d; Coleman & Levine, 2008; Thissen et al., 2007; Zemliansky & Amant, 2008)
4	Seminar on the Web	(Zemliansky & Amant, 2008)
5	Shared work spaces	(Lee-Kelley & Sankey, 2008)
6	Video conferencing	(M. Chen et al., 2007; Zemliansky & Amant, 2008)
7	Audio conferencing	(M. Chen et al., 2007; Lee-Kelley & Sankey, 2008; Zemliansky & Amant, 2008)
8	Online presentations	(Lee-Kelley & Sankey, 2008)
9	Share documents (off-line)	(Nader Ale Ebrahim et al., 2009d; Coleman & Levine, 2008)
10	Share contents on your computer desktop with people in other locations (Remote access and control)	(Nader Ale Ebrahim, Ahmed, & Taha, 2009b; Thissen et al., 2007)
11	Do not install engineering software (get service through web browser)	(Coleman & Levine, 2008; Kotelnikov, 2007; Shumarova, 2009)
12	Access service from any computer (in Network)	(Shumarova, 2009; Thissen et al., 2007)
13	Standard phone service and hybrid services	(Nader Ale Ebrahim et al., 2009d; Thissen et al., 2007)
14	Access shared files anytime, from any computer	(Lee-Kelley & Sankey, 2008)
15	Web database	(Nader Ale Ebrahim et al., 2009d; Coleman & Levine, 2008; Zemliansky & Amant, 2008)
16	Provide instant collaboration	(Coleman & Levine, 2008; Thissen et al., 2007)
17	Software as a service (eliminating the need to install and run the application on the own computer)	(Coleman & Levine, 2008; Thissen et al., 2007)
18	Virtual research centre for product development	(Zemliansky & Amant, 2008)
19	Can be integrated/compatible with other tools and systems	(Coleman & Levine, 2008; Kotelnikov, 2007)

Virtual team working: People’s point of view

From the knowledge worker’s point of view, the items, which are required for effective virtual teams, are unclear (Nader Ale Ebrahim, 2012; Nader Ale

Ebrahim, Ahmed, Abdul Rashid, & Taha, 2011). The researcher extracted 11-important factors related to a KW construct based on a comprehensive review of KW’s point of view in virtual R&D team working.

Table 2 summarizes these items.

Table 2 Items related to knowledge worker construct in virtual teams

No.	Item	References
1	Working together	(Redoli et al., 2008)
2	Interaction from inside	(Bal & Teo, 2001a; Redoli et al., 2008)
3	Interaction from outside	(Bal & Teo, 2001a; Redoli et al., 2008)
4	Interaction with colleagues	(Chudoba, Wynn, Lu, Watson-Manheim, & Beth, 2005)
5	Online training and e-learning	(Zemliansky & Amant, 2008)
6	Consulting service (Consulting with others)	(Shin, 2005; Williams, Bellamy, Gameson, Sherratt, & Sher, 2005)
7	Collaborating and making decisions with co-workers or supplier	(Andersen & Drejer, 2009; Daoudi, 2010)
8	Facilitates cooperation between employees	(Duhovnik, Starbek, Dwivedi, & Prasad, 2001)
9	Facilitates introduction of new employees	(Wayne F. Cascio, 2000; Zemliansky & Amant, 2008)
10	Facilitates the management of NPD project	(Leenders et al., 2003)
11	Used by the competitor	(Ebrahim, Ahmed, & Taha, 2010b; Zemliansky & Amant, 2008)

Virtual team working: Process point of view

From the process point of view, the items which are required for effective virtual teams are ambiguous. The researcher extracted 13 items related to the process construct based on reviewed papers (Table 3).

Table 3 Items related to the process construct in virtual teams

No	Item	References
1	Project control (such as Intranet-based project status tracking system)	(W F Cascio & Shurygailo, 2003; Leenders et al., 2003)
2	Project reporting system (such as MS Project reporting system)	(Leenders et al., 2003)
3	Making business together	(Jain & Sobek, 2006)
4	Reduce travelling time and cost	(Bergiel, Bergiel, & Balsmeier, 2008; Wayne F. Cascio, 2000; M. A. Fuller, Hardin, & Davison, 2006; Hardin, Fuller, & Davison, 2007)
5	Reduce the number of working hours need to solve the task	(Gassmann & Von Zedtwitz, 2003b; Johnson et al., 2001; Precup, O’Sullivan, Cormican, & Dooley, 2006)
6	Collaborative solutions	(Coleman & Levine, 2008; Thissen et al., 2007)
7	Facilitates data collection in NPD project	(Leenders et al., 2003)
8	Interact with customers for gathering new product features	(Andersen & Drejer, 2009; Daoudi, 2010)

9	Provide quantity answer	(Zemliansky & Amant, 2008)
10	Generate an easy interpretable answer	(Corso, Martini, Pellegrini, Massa, & Testa, 2006; Zemliansky & Amant, 2008)
11	Ease of generating reports	(Kirkman et al., 2002)
12	Ease of data entry	(Corso et al., 2006; Thissen et al., 2007; Zemliansky & Amant, 2008)
13	Ability to accommodate multiple users	(Wayne F. Cascio, 2000; Gaudes, Hamilton-Bogart, Marsh, & Robinson, 2007; Kratzer, Leenders, & Engelen, 2005),

Benefits of virtual teams

Working in today’s business world is like working in a world where the sun never sets. During the last decade, words such as “virtual”, “virtualization”, “virtualized” have been very often advocated by scholars and practitioners (Vaccaro, Veloso, & Brusoni, 2008). However, the advantages and pitfalls of virtual teams are concealed. The availability of a flexible and configurable based infrastructure is one of the main advantages of virtual teams. Virtual R&D teams often face tight schedules and the need to start quickly and perform instantly (Munkvold & Zigurs,

2007). Virtual teams may allow people to collaborate with more productivity at a distance (Gassmann & Von Zedtwitz, 2003a). Virtual teams reduce time-to-market (**May & Carter, 2001**). Lead time or time-to-market has been generally admitted to being one of the most important keys for success in manufacturing companies (Sorli et al., 2006). **Table 4** summarizes a number of the main advantages of virtual teaming. Clearly, the rise of network technologies has made the use of virtual teams feasible (Beranek & Martz, 2005). Many managers are uncomfortable with the concept of virtual teams because successful management of virtual teams may require new methods of supervision (Jarvenpaa & Leidner, 1999).

Table 4: Main advantages associated with virtual teaming

No.	Advantages	Reference(s)
1	Reducing time-to-market [Time also has an almost 1:1 correlation with cost, so cost will likewise be reduced if the time-to market is quicker (Rabelo & Jr., 2005)]	(T.-Y. Chen, 2008; Ge & Hu, 2008; Guniš, Šišlák, & Valčuha, 2007; Kankanhalli, Tan, & Wei, 2006; Kusar et al., 2004; Lipnack & Stamps, 2000; May & Carter, 2001; Mulebeke & Zheng, 2006; Prasad & Akhilesh, 2002; Shachaf, 2008; Sorli et al., 2006; Sridhar, Nath, Paul, & Kapur, 2007; S. Zhang, Shen, & Ghenniwa, 2004)
2	Greater degree of freedom to individuals involved with the development project	(Badrinarayanan & Arnett, 2008; Ojasalo, 2008; Prasad & Akhilesh, 2002)
3	Reduce design time	(Sharma et al., 2006; Vaccaro et al., 2008)
4	short-time development, Evolving organizations from production-oriented to service/information-oriented, Faster response times to tasks, Providing flexible hours for employees, More sense of responsibility is developed	(Gassmann & Von Zedtwitz, 2003b; Johnson et al., 2001; Precup et al., 2006)
5	Cost saving, Reduced training expenses, Faster Learning	(Atuahene-Gima, 2003; Badrinarayanan & Arnett, 2008; Pena-Mora et al., 2000)
6	Better team outcomes (quality, productivity, and satisfaction), Higher team effectiveness and efficiency	(Gaudes et al., 2007; May & Carter, 2001; Ortiz de Guinea, Webster, & Staples, 2005; Piccoli, Powell, & Ives, 2004; Shachaf & Hara, 2005)
7	The extent of informal exchange of information is minimal (virtual teams tend to be more task oriented and exchange less socio-emotional information	(Pawar & Sharifi, 1997; Schmidt et al., 2001)
8	Higher degree of cohesion (Teams can be organized),(Wayne F. Cascio, 2000; Gaudes et al., 2007; Kratzer et al.,

	whereas whether the members are in proximity to one another), Improve communication and coordination, and encourage mutual sharing of inter-organizational resources and competencies	2005), (H. H. Chen et al., 2008)
9	Creates and disperses improved business processes across organizations, Greater client satisfaction	(Jain & Sobek, 2006)
10	Reduced relocation time and costs	(Biuk-Aghai, 2003; Boudreau, Loch, Robey, & Straub, 1998; Kankanhalli et al., 2006; Lipnack & Stamps, 2000; Liu & Liu, 2007; McDonough et al., 2001; Olson-Buchanan, Rechner, Sanchez, & Schmidtke, 2007; Prasad & Akhilesh, 2002; Rice et al., 2007)
11	Reduced travel costs	(Bergiel et al., 2008; Wayne F. Cascio, 2000; M. A. Fuller et al., 2006; Hardin et al., 2007)
12	More effective R&D continuation decisions	(Cummings & Teng, 2003; Schmidt et al., 2001)
13	Able to tap selectively into centres of excellence, using the best talent regardless of location	(Badrinarayanan & Arnett, 2008; Boudreau et al., 1998; Boutellier, Gassmann, Macho, & Roux, 1998; Wayne F. Cascio, 2000; Criscuolo, 2005; M. A. Fuller et al., 2006; Furst, Reeves, Rosen, & Blackburn, 2004; Prasad & Akhilesh, 2002; Samarah, Paul, & Tadisina, 2007)
14	Greater productivity, shorter development times	(McDonough et al., 2001; Mulebeke & Zheng, 2006)
15	Producing better outcomes and attract better employees, Generate the greatest competitive advantage from limited resources	(T. Y. Chen et al., 2008; Martins et al., 2004; Rice et al., 2007)
16	Provide organizations with unprecedented level of flexibility and responsiveness	(T.-Y. Chen, 2008; Guniš et al., 2007; Hunsaker & Hunsaker, 2008; Liu & Liu, 2007; Piccoli et al., 2004; Pihkala, Varamaki, & Vesalainen, 1999; Powell et al., 2004; Prasad & Akhilesh, 2002)
17	Respond quickly to changing business environments	(Bergiel et al., 2008; Mulebeke & Zheng, 2006)
18	Sharing knowledge and experiences	(Furst et al., 2004; Lipnack & Stamps, 2000; Merali & Davies, 2001; Rosen, Furst, & Blackburn, 2007; Zakaria, Amelinckx, & Wilemon, 2004)
19	Cultivating and managing creativity	(Atuahene-Gima, 2003; Badrinarayanan & Arnett, 2008; Leenders et al., 2003; Prasad & Akhilesh, 2002)
20	Provide a vehicle for global collaboration and coordination of R&D related activities	(Paul, Seetharaman, Samarah, & Peter Mykytyn, 2005)
21	Facilitate knowledge capture	(Lipnack & Stamps, 2000; Merali & Davies, 2001; Rosen et al., 2007; Sridhar et al., 2007; Zakaria et al., 2004)

In summary, none of the existing approaches appears to give a complete picture of what is actually needed to create effective virtual R&D teams in SMEs. This suggests the need to develop a model for SMEs, which supports the following goals: clear relationship between the constructs and items, provides direction for NPD managers to develop products with lower costs and shorter time, provide a guideline for software developers to implement KW perceptions in the collaborative tools.

Problem statement

The main problem in today’s product design is to harness a pool of knowledge and experience in

enterprises that are required to design products under the given rapid market changes and demand varieties. Precup et al. (2006) observed that, a large number of enterprises are seeking the knowledge and expertise they require in different projects from different domains and areas. That pool of people is not readily available. Hence, people in various areas within an organization and/or from different enterprises need to work together to put the knowledge and experience in a comprehensive manner needed for the successful new product development, which is obviously a process. Virtual teams potentially represent a large pool of new products’ know-how, which seems to be a promising

source of innovation. At present, with the exception of open source software, little is known about how to utilize this know-how for NPD (J. Fuller, Bartl, Ernst, & Mühlbacher, 2006). The motivation to use virtual teams is often economically driven as well (Zemliansky & Amant, 2008, p. 121). The problem statements specific to this research are as below.

Problems in handling NPD in SMEs

SMEs have scarce work force and other resources, and therefore, many SMEs do not have the possessions and employees to develop new products as per market needs. But SMEs' success and profitability are also strongly linked to the flow of updated and technically successful projects emanating from R&D activities. In order to ensure the success and viability of R&D activities, expertise and know-how has to be captured, created and inserted into the R&D units. Considering the geographical decentralization of the experts and the high cost of employing these experts, in addition to the time required for the presence of these individuals in the enterprises, the application of virtual R&D teams in NPD has become a necessity for SMEs. However, there is no simple method/model for developing a new product through virtual R&D teams in SMEs. "The new product process is multifunctional: it requires the inputs and active participation of players from many different functions in the organization. The multifunctional nature of innovation coupled with the desire for parallel processing means that a true cross-functional team approach is mandatory in order to win at new products (Cooper, 2001, p. 118)". This problem is being faced by SMEs for rapid NPD.

Problems in using virtual R&D teams within SMEs

Nowadays, in organizations other than SMEs, virtual teams are allowed to use computer networks and thus reduce the need for teams to be collocated (Aripin, Mustafa, & Hussein, 2011). Few companies, regardless of their size, can afford to maintain R&D facilities with world-class competencies in many different sectors (Narula, 2004). SMEs typically suffer from lack of resources, their central role in the development of technology and science-driven industries is paradoxical (Partanen, Möller, Westerlund, Rajala, & Rajala, 2008).

Most products in manufacturing involve multiple technologies, and multiple skills. Faced with the challenges of increased globalization of markets and technological changes, SMEs need reinforced support through some viable team like virtual R&D teams.

Most of the research activities held relevant to SMEs did not use virtual R&D teams for NPD. Benefiting from the cross-functional virtual R&D teams beyond the organizations or countries are therefore vital to fill this gap, unlock growth opportunities for SMEs through research, and help them to carry out or outsource research in order to develop new products, processes and services.

Lack of knowledge about the factors which impact the effectiveness of virtual teams

Literature shows the importance of the role of information and communication technology (ICT), product design and development process, and knowledge worker (KW) in increasing the effectiveness of virtual R&D teams for new product development. However, the items which make technology, process and KW constructs in a virtual R&D team are still to be evidently identified. The literature on team effectiveness usually discusses collocated teams, and few studies have been performed on the effectiveness and performance of distributed teams (Bosch-Sijtsema, Ruohomäki, & Vartiainen, 2009). The current literature on the role of KW in virtual teams has mainly focused on individual knowledge worker. However, the items which make KW construct and influence the effectiveness of knowledge workers in distributed teams is unclear.

In summary, none of the previous approaches appears to give a complete picture of what is actually needed to create effective virtual R&D teams in SMEs. This suggests the need to develop a model for SMEs, which supports the following goals: clear relationship between the constructs and items, direction for design engineers and NPD managers to develop products with lower costs and shorter time, and a guideline for software developers to implement KW perceptions in collaborative environment.

METHODOLOGY FOR MODEL BUILDING

This research is done on the role of virtual R&D teams for new product development in SMEs. The main objective of this research is to determine the correlations between virtual R&D team constructs (namely, knowledge worker, process, technology) and virtual teams for more effective new product design and development than usual by developing a "Virtual Research and Development Team" (ViR&DT) model. The Bal and Gundry (1999) and Bal and Teo (2001b) models are used as the basic framework for the ViR&DT model. The study identifies 22 important items around the aforesaid three constructs. Virtual

R&D team effectiveness constructs are defined by 13 items. The research investigates the relationship between these constructs, their dimensions and items in the ViR&DT model in order to introduce a

reliable model to the managers of virtual R&D teams in order to increase the effectiveness of the new product development process and decrease the time-to-market of the product.

Hypotheses

Based on the literature review a conceptual model was developed (Nader Ale Ebrahim, 2012). The author proposed a conceptual. A preliminary ViR&DT model based on the model by Bal and Gundry (1999) and Bal and Teo (2001b) is proposed (Figure 2).

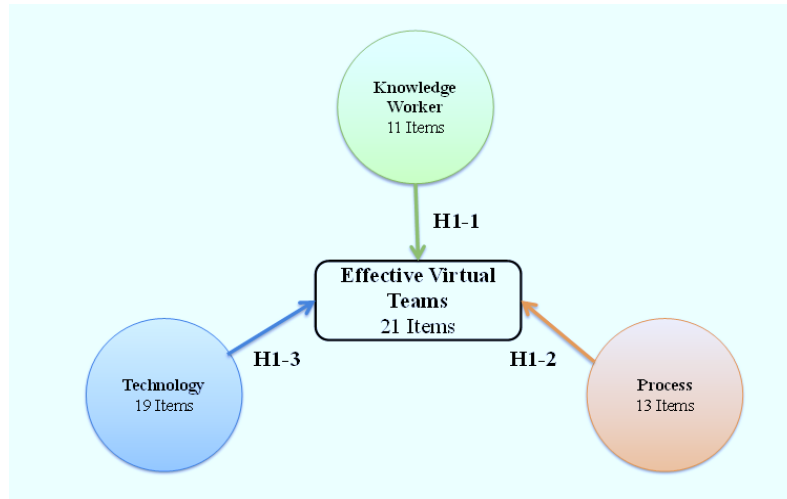


Figure 2 Preliminary ViR&DT model for evaluating the effectiveness of virtual teams

In achieving the research objectives, the following hypotheses are addressed in this research:

H1-1: There is a (positive) significant relationship between knowledge worker and virtual team effectiveness.

H1-2: There is a (positive) significant relationship between process and virtual team effectiveness.

H1-3: There is a (positive) significant relationship between technology and virtual team effectiveness.

Data collection

The author used online questionnaires. The online data collection was matched to the topic of research. A questionnaire was aimed to obtain , factual information on the companies' practices of virtual R&D teams in new product development, as well as the NPD and R&D managers' perceptions of their implementation of virtual R&D teams (if any) or their expectations of virtual R&D teams. The questionnaires consisted of three sections:

1. **Section A:** demographic data (company background, number of employees, country, etc.),
2. **Section B:** general understanding and application of virtual R&D teams in new

product development within companies which used virtual teams,

3. **Section C:** requirements of the company to determine the appropriate design tools and methods for effective new product development through virtual R&D teams.

Overall, filling up the online questionnaire took approximately 25 to 30 minutes for each participant. The author excluded questionnaires which were completed very quickly, from the reliable responses.

Structural equation modeling (SEM)

Structural equation modeling (SEM) is a method of statistical analysis used to determine whether the data obtained confirms the hypothesized

relationships specified by the researcher (Kyriazis, 2005). SEM is a technique to specify, estimate, and evaluate models of linear relationships among a set of observed variables in terms of a generally smaller number of unobserved variables (Shah & Goldstein, 2006). SEM has become one of the preferred data analysis methods among empirical Operations Management (OM) researchers, and articles which employ SEM as the primary data analysis tool now routinely appear in major OM journals (Shah & Goldstein, 2006). SEM permits complex phenomena to be statistically modeled and tested. SEM techniques are therefore becoming the preferred method for confirming (or disconfirming) theoretical models in a quantitative fashion (Schumacker & Lomax, 2004). Anderson and Gerbing (1988) proposed two main components of models in SEM:

1. **The measurement model**, or factor model showing the relations between latent variables (construct) and their indicators (observed variables);
2. **The structural model**, showing potential causal dependencies between endogenous and exogenous variables (Schumacker & Lomax, 2004).

The measurement model provides an assessment of convergent and discriminant validity, and the structural model provides an assessment of nomological validity (Schumacker & Lomax, 2004). In this study, the two steps of SEM were performed, namely building and fitting the measurement model followed by constructing the structural model. The task involved in developing the measurement model is two-fold:

1. **To determine** the number of factors to use in measuring each construct, and
2. **To identify** which items to use in formulating each factor (Byrne, 2010).

Criteria for model fit

Structural equation modeling (SEM) using AMOS 18 was employed for validation of the measurement model. This statistical analysis estimates both measurement and structural models simultaneously (Dibrell, Davis, & Craig, 2008). To ensure that the factors make up the right constructs, the measurement model was examined for model fit. The model was assessed for convergent and discriminant validity.

Convergent validity is established using a calculation of factor loadings, the average variance extracted (AVE) and composite reliability (CR). The factors that have standardized loadings exceeding 0.50, were maintained (Dibrell et al., 2008). AVE larger than 0.5 is the threshold (McNamara, Dennis, & Carte, 2008). CR is calculated by squaring the sum of loadings, then dividing it by the sum of squared loadings, plus the sum of the measurement error (Lin, Standing, & Liu, 2008). CR should be greater than 0.6 (Huang, 2009).

Discriminant validity was performed with AMOS software using maximum likelihood method (ML). Considering the sample size of this study follows the Byrne’s suggestions (Byrne, 2010) for model fitting indices (**Table 5**). The model has an acceptable fit if at least three fitting indices are within the range.

Table 5 Fitting indices

Fit Indices	Desired Range	References	Comments
χ^2 /degrees of freedom (CMIN/DF)	≤ 2.00		
IFI (Incremental Fit Index)	≥ 0.90		Address the issues of parsimony and sample size (Byrne, 2010).
CFI (Comparative Fit Index)	Coefficient values range from zero to 1.00, with values close to .95 indicating a superior fit	(Byrne, 2010)	
RMSEA (Root Mean Square Error of Approximation)	Values less than .05 indicate good-fit, and values as high as 0.08 represent reasonable fit, from 0.08 to .10 indicate mediocre fit, and those greater than .10 indicate poor fit.	(Byrne, 2010).	The error of approximation in the population (Byrne, 2010).

Root mean square residual (RMR)	≤ 0.08		
Goodness-of-Fit Index (GFI)	≥ 0.90		Absolute indices absolute indices of fit because they basically compare the hypothesized model with no model at all (Byrne, 2010)
Adjusted Goodness-of-Fit Index (AGFI)	≥ 0.80		Absolute indices absolute indices of fit because they basically compare the hypothesized model with no model at all (Byrne, 2010)
Normed Fit Index (NFI)	Coefficient values range from zero to 1.00, with values close to .95 indicating a superior fit	(Byrne, 2010)	Shown a tendency to underestimate fit in small samples (Byrne, 2010)
Relative Fit Index (RFI)	Coefficient values range from zero to 1.00, with values close to .95 indicating a superior fit	(Byrne, 2010)	
Tucker-Lewis Index (TLI)	Values ranging from zero to 1.00, with values close to .95 (for large samples) being indicative of good-fit	(Byrne, 2010)	

The overall model fit is indicated by the model chi-squared value and other fit indices that are functionally related to the chi-squared value (Lei, 2009). Therefore, Chi-square is the most common index to evaluate the model fit in SEM. In applying the Chi-square test, the researcher does not wish to reject the null hypothesis (there is a significant difference between the “observed” and the “expected”) and, accordingly, the smaller the Chi-square value, the better fit of the model (Ho, 2006).

If the *p*-value of Chi-square is significant, this presents a good model fit between the observed data and the test model. However, the chi-square statistic is very sensitive to sample size. In case of large samples, almost every reasonable model will be rejected if only the chi-square value is considered (Ho, 2006). Therefore, using the value of Chi-square/degree of freedom to test the model fit is more common and an appropriate value is less than two if the *p*-value of chi-square is insignificant (Byrne, 2010). Byrne (2010) suggested that values less than 0.05 indicate good-fit, and values as high as 0.08 represent reasonable fit, from 0.08 to 0.10 indicate mediocre fit, and those greater than 0.10 indicate poor fit. Goodness-of-fit index (GFI) greater than 0.9 indicate a good model fit (Byrne, 2010).

Incremental fit measures compare the proposed model to the baseline model, most often referred to as the independence model. In the independence

model, the observed variables are assumed to be uncorrelated with each other. A number of incremental fit measures have been proposed, such as Tucker-Lewis Index (TLI), Normed Fit Index (NFI), Relative Fit Index (RFI), Incremental Fit Index (IFI), and Comparative Fit Index (CFI) (Ho, 2006). Incremental fit measures range from 0 (a fit which is no better than the null model) to 1 (a perfect fit) (Byrne, 2010; Ho, 2006). Joseph Hair (2009) argued if three indices fulfill the criteria, this provides adequate evidence of model fit.

Akaike Information Criterion (AIC) is a comparative measure between models with differing numbers of constructs. AIC values closer to zero indicate better fit and greater parsimony (Ho, 2006). In applying this measure to the comparison decision problem, one estimates all models, ranks them according to the AIC criterion, and chooses the model with the smallest value (Ho, 2006).

MODEL FITNESS ANALYSIS

Anderson and Gerbing (1988) proposed a two-stage approach, whereby a measurement model is fitted separately before running the full structural model. The measurement model looks at the relations between the observed variables and its constructs (Byrne, 2010). A measurement model which offers a poor fit to the data suggests that at least some of the observed indicator variables are unreliable, and precludes the researcher from moving

to the analysis of the structural model (Ho, 2006). The structural model is of greater interest to the researcher, because it offers a direct test of the theory of interest (Ho, 2006). The measurement model was examined to determine the number of factors to use in measuring each construct, and identify which items to use in formulating each factor (Byrne, 2010).

Measurement model for knowledge workers, process, technology and Benefits (Overall CFA model)

Prior to hypothesis testing via the ViR&DT structural model, the author performed CFA to assess the fit between the four (knowledge workers, process, technology and Benefits) measurement models and data. The CFA model focuses solely on the link between factors and their measured variables, within the framework of SEM, and represents what has been termed a measurement model (Byrne, 2010). This overall CFA model was using the confirmed measurement models. The

overall CFA model had sufficient convergent validity since the calculated construct reliability and average variance extracted, were above the cutoff points. The AVE values were ranging from 0.552 to 0.788, which is above a threshold value of 0.5. Respectively, the construct reliability ranging from 0.799 to 0.917 ranked as good and very good levels (

Table 6). The convergent validity indicates that the measurement model was measured using valid and reliable dimensions and items.

Discriminant validity, to test for discriminant validity, the AVE for two dimensions should be greater than the square of the correlation between the relevant dimensions. The results of this step showed that the AVE is greater than the squared correlation between all two dimensions (**Table 6 and Table 7**). Hence, the overall CFA model fulfills the requirement of discriminate validity.

Table 6 The overall CFA model result

Dimensions	Items	Standardized Regression Weights	Average Variance Extracted	Construct Reliability
Int	People1	.904	.788	.917
	People2	.901		
	People4	.800		
Col	People5	.783	.610	.823
	People6	.857		
	People7	.682		
GR	Process8	.876	.707	.878
	Process9	.824		
	Process10	.744		
CS	Process2	.684	.575	.844
	Process3	.780		
	Process4	.753		
	Process6	.762		
WBC	Technology2	.800	.716	.909
	Technology3	.949		
	Technology4	.876		
	Technology7	.801		
WBDS	Technology15	.665	.572	.799

	Technology17	.845		
	Technology19	.709		
ERD	Benefit12	.676	.607	.903
	Benefit13	.752		
	Benefit16	.769		
	Benefit17	.760		
	Benefit18	.774		
	Benefit19	.772		
TCR	Benefit2	.703	.552	.860
	Benefit4	.663		
	Benefit5	.766		
	Benefit6	.759		
	Benefit10	.724		

Model fitting, four constructs, namely, knowledge workers, process, technology and benefits, with eight different dimensions, gives an overall 39 items and constitute CFA model version 1. The CFA model failed to produce adequate fit indices. The standardized regression weights of the items were examined and it was found that all were exceed the required value of 0.5 (

Table 8). Referring to MI, Proc11, Proc7 and Tech18 were dropped. The final model (**Figure 3**) produced an acceptable fit, with CMIN/DF = 1.496, CFI = 0.916, IFI = 0.918 and RMSEA = 0.063.

Table 7 Squared correlations estimation among the dimensions

Dimensions	r^2							
	Int	Col	GR	CS	WBC	WBDS	ERD	TCR
Int	1							
Col	0.444	1						
GR	0.412	0.557	1					
CS	0.375	0.327	0.210	1				
WBC	0.446	0.384	0.308	0.372	1			
WBDS	0.382	0.148	0.320	0.310	0.293	1		
ERD	0.364	0.165	0.157	0.135	0.084	0.027	1	
TCR	0.311	0.048	0.103	0.097	0.037	0.031	0.672	1

Table 8 Standardized and unstandardized regression weights of overall CFA model

Path		Unstandardized regression weights	Standardized regression weights	S.E.	C.R.	P
People2	<--- Int	.882	.901	.062	14.124	***
People4	<--- Int	.814	.800	.070	11.555	***
People5	<--- Col	1.000	.783			

People6	<---	Col	.976	.857	.101	9.644	***
People7	<---	Col	.793	.682	.104	7.598	***
Process2	<---	CS	1.000	.684			
Process3	<---	CS	1.089	.780	.119	9.139	***
Process8	<---	CR	1.000	.876			
Process9	<---	CR	.927	.824	.081	11.479	***
Process10	<---	CR	.880	.744	.090	9.778	***
Process4	<---	CS	1.127	.753	.154	7.304	***
Process6	<---	CS	1.047	.762	.142	7.375	***
Technology2	<---	WBC	1.000	.800			
Technology3	<---	WBC	1.239	.949	.097	12.752	***
Technology4	<---	WBC	1.173	.876	.102	11.512	***
Technology7	<---	WBC	1.030	.801	.101	10.151	***
Technology15	<---	WBDS	1.000	.665			
Technology17	<---	WBDS	1.381	.845	.199	6.934	***
Technology19	<---	WBDS	1.265	.709	.196	6.466	***
Benefit2	<---	TCR	1.000	.703			
Benefit17	<---	ERD	.910	.760	.120	7.557	***
Benefit18	<---	ERD	.944	.774	.123	7.675	***
Benefit19	<---	ERD	1.024	.772	.134	7.661	***
Benefit4	<---	TCR	1.018	.663	.151	6.755	***
Benefit5	<---	TCR	1.148	.766	.149	7.721	***
Benefit12	<---	ERD	1.000	.676			
Benefit13	<---	ERD	1.080	.752	.144	7.487	***
Benefit16	<---	ERD	.939	.769	.123	7.635	***
Benefit6	<---	TCR	1.197	.759	.156	7.651	***
Benefit10	<---	TCR	1.068	.724	.146	7.337	***
People1	<---	Int	1.000	.904			

*** significant at the 0.001 level (two-tailed)

C.R.: Critical ratio

S.E.: Standard error

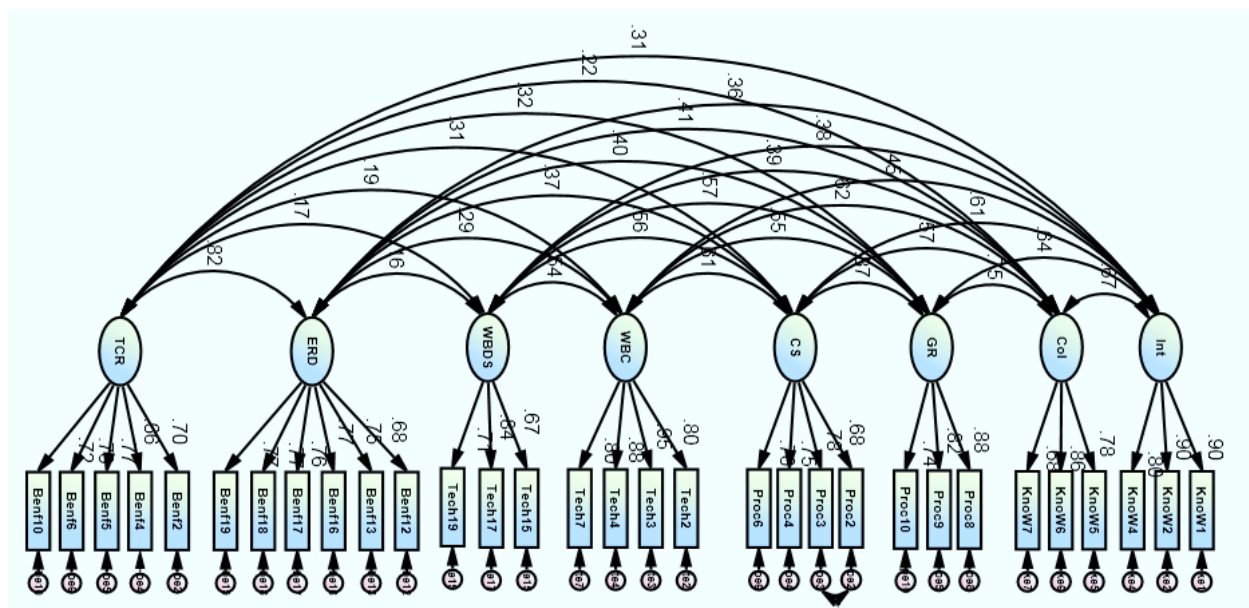


Figure 3 Final CFA Model for knowledge workers, process, technology and benefits with standardized factor load

VIR&DT structural model

Joseph Hair (2009) stated that after developing a theoretical model, the next stage is to represent the relationships in a path diagram. A path diagram depicting an SEM model is the graphical equivalent of its mathematical representation, whereby a set of equations relates dependent variables to their explanatory variables (Byrne, 2010). Assessing the overall goodness-of-fit for SEM is not as straightforward as other multi-variate techniques. SEM has no single statistical test that best describes the “strength” of the model’s predictions (Hair et al., 2009). In the final model, the author checked the model’s fit and analyzed the paths.

Both criteria were used because fit indices alone did not assess all aspects of a model’s appropriateness of the data. Path analysis is a statistical technique used to examine causal relationships between two or more variables. In path analysis, multiple regressions are often used in conjunction with a causal theory, with the aim of describing the entire structure of linkages between exogenous and endogenous variables posited from that theory (Ho, 2006).

To examine causal relationships amongst the key construct in ViR&DT, the author used **AMOS18** software for path analysis.

The numbers on the paths in the **Figure 4** represent the path coefficients, as well as the relationships between the exogenous and endogenous variables.

Table 9 shows the path analysis results, which indicate excellent significant relationship between the items in the ViR&DT model.

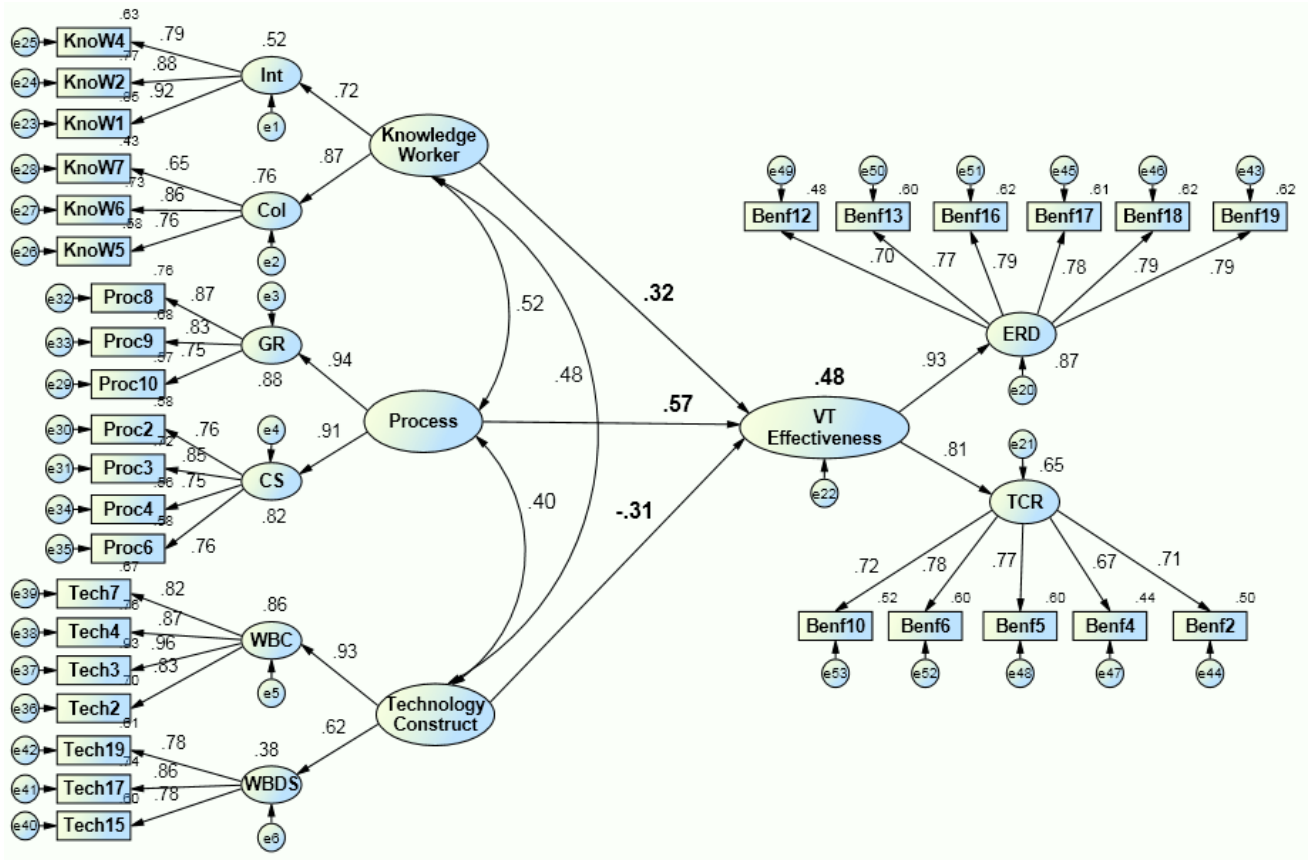


Figure 4 ViR&DT structural model with standardized regression weights

Table 9 Summary of path analysis

	Path	Unstandardized regression weights	Standardized regression weights	S.E.	C.R.	P
VT_Effectiveness	<--- Process	.391	.567	.103	3.803	***
VT_Effectiveness	<--- Knowledge_Worker	.259	.324	.120	2.155	.031
VT_Effectiveness	<--- Technology_Construct	-.183	-.307	.089	-2.046	.041
Int	<--- Knowledge_Worker	1.000	.722			
Col	<--- Knowledge_Worker	1.066	.873	.220	4.857	***
GR	<--- Process	1.000	.939			
CS	<--- Process	.912	.908	.129	7.089	***
WBC	<--- Technology_Construct	1.000	.929			
WBDS	<--- Technology_Construct	.563	.619	.159	3.537	***
ERD	<--- VT_Effectiveness	1.327	.934	.261	5.076	***
TCR	<--- VT_Effectiveness	1.000	.806			
KnoW1	<--- Int	1.000	.920			
KnoW2	<--- Int	.834	.880	.062	13.498	***

KnoW4	<---	Int	.787	.791	.069	11.360	***
KnoW5	<---	Col	1.000	.763			
KnoW6	<---	Col	.976	.855	.116	8.437	***
KnoW7	<---	Col	.774	.654	.112	6.888	***
Proc2	<---	CS	1.000	.760			
Proc3	<---	CS	1.073	.849	.112	9.574	***
Proc8	<---	GR	1.000	.875			
Proc9	<---	GR	.932	.827	.083	11.195	***
Proc10	<---	GR	.892	.755	.091	9.787	***
Proc4	<---	CS	1.013	.748	.121	8.357	***
Proc6	<---	CS	.928	.758	.109	8.487	***
Tech2	<---	WBC	1.000	.835			
Tech3	<---	WBC	1.157	.964	.079	14.607	***
Tech4	<---	WBC	1.058	.875	.084	12.531	***
Tech7	<---	WBC	.960	.819	.085	11.236	***
Tech15	<---	WBDS	1.000	.778			
Tech17	<---	WBDS	1.165	.863	.127	9.187	***
Tech19	<---	WBDS	1.148	.784	.133	8.646	***
Benf2	<---	TCR	1.000	.707			
Benf17	<---	ERD	.925	.782	.115	8.034	***
Benf18	<---	ERD	.957	.789	.118	8.106	***
Benf19	<---	ERD	1.026	.788	.127	8.097	***
Benf4	<---	TCR	1.020	.666	.150	6.796	***
Benf5	<---	TCR	1.149	.773	.147	7.794	***
Benf12	<---	ERD	1.000	.695			
Benf13	<---	ERD	1.086	.773	.137	7.950	***
Benf16	<---	ERD	.949	.790	.117	8.113	***
Benf6	<---	TCR	1.218	.776	.156	7.821	***
Benf10	<---	TCR	1.062	.723	.145	7.339	***

*** significant at the 0.001 level (two-tailed) ,C.R.: Critical ratio, S.E.: Standard error

The value above the virtual team effectiveness construct in **Figure 4** indicates that knowledge workers, process, and technology account for 48% of the variance of VT effectiveness. **This study defines 64 items to capture the four constructs of ViR&DT model.** After careful inspection of the item content for construct representation, 33 items with low correlation or similarity effect were dropped: A) 5 items representing knowledge workers, B) 6 items representing process, C) 12 items representing technology, and D) 10 items representing the virtual

team's effectiveness. Thus, 31 reliable items were retained for future research studies. The dimensions and relevant items which make up the constructs can be referenced for investigating the effectiveness of virtual R&D teams for NPD. Simplifying, purifying and ranking the dimensions and items of the ViR&DT model are other contributions of this study. Each construct in the ViR&DT model has two dimensions, and therefore it is easy to divide their effects on the underlying constructs. The relationships between items (observed variables) and constructs (latent

variables) can be seen in the standardized factor loadings (Figure 4). **Figure 4** presents the estimated model in the form of a structural diagram, showing the direction and magnitude of the direct impact through the standardized path coefficients, in addition to error variance for measurement items. By

investigating p values in **Table 6** the statistical significance of all paths are highlighted in Figure 4.

Significant regression weights in ViR&DT model suggested that the knowledge workers, process and technology items, dimensions and constructs were good predictors of virtual teams' effectiveness.

CONTRIBUTIONS OF THE RESEARCH

The outcome of this research is a ViR&DT model for effective new product development in manufacturing SMEs. In the beginning of the model development, 64 items (factors) were set. After performing the relevant analyses that were reduced to 46 items in the final model with items having their respective factor loading, indicating the rank of each item. The results of this study suggest that the process is strongly correlated to the virtual R&D teams' effectiveness. Therefore, the managers of virtual R&D teams may concentrate on the process of NPD in the teams rather than equipping the teams with the latest technology or employing over-qualified experts for NPD. This main finding is theoretically and empirically reliable since it is supported by the literatures, survey analyses, and the case study.

Theoretically, a new definition of virtual teams is extracted, which can be used as a reference by future researchers (wikipedia, 2011). The new definition has been cited over 30 times. A summary of the advantages and disadvantages of virtual teams based on comprehensive literature study is one of the additional contributions of this research. Empirical exploration of the main factors in defining NPD from the perception of R&D managers is another additional contribution of this research, which is theoretically and empirically applicable. These factors can lead managers to develop new product base on their priorities.

It is hoped that the findings of this research contribute to the building of new knowledge in terms of theory and practice in virtual R&D teams for NPD in SMEs. Specifically, this study is crucial in six key aspects:

1. **This study identifies a set of items** (factors) which constitute initial ViR&DT model by combining the existing model and literature review findings.

2. **The study develops the ViR&DT model** by survey findings and structural equation modelling analyses. The model proposed in this study has a minimum cost of implementation.
3. **The study locates the importance of each construct** and the correlation between the construct and factors in the ViR&DT model.
4. **The study provides a comprehensive literature review**, detail procedures and validated ViR&DT model for other researchers to replicate the study with different scope.
5. **The study provides a practical guideline for design engineers** and NPD managers in SMEs to enhance the effectiveness of virtual teams by improving the process of NPD.
6. **The study provides a guideline for software developers** to implement the virtual R&D team experts' perceptions in the collaborative tools.

CONCLUSION

This study develops a ViR&DT model for the effectiveness of NPD in manufacturing SMEs. The initial model consist of 64 items (factors) converted to the final model with 46 (31 main plus 15 equals to main) items having their respective factor loading, indicating the rank of each item. The results of this study suggest that the process is strongly correlated to the virtual R&D teams' effectiveness. Therefore, the managers of virtual R&D teams may concentrate on the process of NPD in the teams rather than equipping the teams with the latest technology or employing the over-qualified experts for NPD. The research findings may be used to assist ineffective teams to become more effective, by concentrating on the highlighted factors in ViR&DT model. In addition, the findings of this research provide a guideline for software developers to implement the respondents' perceptions in the collaborative tools.

ACKNOWLEDGMENT

I would like to add a short biography of my supervisors to express my warmest respect and gratitude to them, Dr. Shamsuddin Ahmed, Prof. Zahari Taha and Dr. Salwa Hanim Abdul Rashid, who had not only served as my supervisors, but also encouraged and challenged me throughout my PhD journey.

[Dr. Shamsuddin Ahmed](#) is currently an Associate Professor in Manufacturing at the University of Malaya (UM), Malaysia. He obtained his first, second, and tertiary degrees from different reputed institutions of higher learning in different countries. He has been in graduate level teaching since 1986. He offered a good number subjects for both undergraduate and postgraduate studies and supervised a large number of students. At present, six PhD, several masters and undergraduate students are working under his supervision. He published more than 60 papers/articles in different international, regional and national journals, conference proceedings and bulletins. He assessed a good number of papers for a few journals including some Emerald journals.



[Dr. Salwa Hanim Binti Abdul Rashid](#) is currently a Lecturer in Department of Engineering Design and Manufacture at the University of Malaya (UM), Malaysia. She got Master of Science from Loughborough University, UK. She obtained her PhD in sustainable manufacturing from Cranfield University, United Kingdom. She has experience in the Sustainable Manufacturing, agility, virtual team, manufacturing strategy, supply chain and concurrent engineering. She is introducing and teaching Global Manufacturing Strategy for MEng and teaching Concurrent Engineering for the undergraduate. Since 2001 her papers have presented in the several referees journal and conferences.



[Dr. Zahari Taha](#) is currently a Professor of Faculty of Manufacturing Engineering at the University Malaysia Pahang. He graduated with a BSc in Aeronautical Engineering with Honors from the University of Bath, UK. He obtained his PhD in Dynamics and Control of Robots from the University of Wales Institute of Science and Technology in 1987. From 1995 to 1998, he completed his postdoctoral at the University of Wales Institute College Cardiff in the area of engineering design and ergonomics. He was awarded the Hitachi Fellowship in 1992 and also the Young Malaysian Scientist award by Ministry of Science, Technology and Environment in 1997. Dr. Zahari has published more than 100 papers in academic books, journals and proceedings. His major research interest includes mobile robots, underwater robots, surgical robots, ergonomics design, ergonomics at work, software development for traffic applications and motion analysis.



REFERENCES

- Ale Ebrahim, N. (2012). *Development of an effectual collaborative model for new product development in SMEs through virtual R&D teams*. UNIVERSITY OF MALAYA.
- Ale Ebrahim, N., Abdul Rashid, S. H., Ahmed, S., & Taha, Z. (2011). The Effectiveness of Virtual R&D Teams in SMEs: Experiences of Malaysian SMEs. *Industrial Engineering and Management Systems*, 10(2), 109-114.
- Ale Ebrahim, N., Ahmed, S., Abdul Rashid, S. H., & Taha, Z. (2011, 22- 24 December). *Knowledge Worker Role in the Virtual R&D Teams for New Product Development: A Measurement Model*. Paper presented at the International Conference on Mechanical Engineering and Renewable Energy 2011 (ICMERE2011), Chittagong, Bangladesh.
- Ale Ebrahim, N., Ahmed, S., Abdul Rashid, S. H., & Taha, Z. (2012). Technology Use in the Virtual R&D Teams. *American Journal of Engineering and Applied Sciences*, 5(1), 9-14.
- Ale Ebrahim, N., Ahmed, S., Abdul Rashid, S. H., Taha, Z., & Wazed, M. A. (2012). Virtual Collaborative R&D Teams in Malaysia Manufacturing SMEs. *Advanced Materials Research*, 433-440, 1653-1659.
- Ale Ebrahim, N., Ahmed, S., & Taha, Z. (2008, 18-19 December). *Virtual R&D Teams: A Sustainable Infrastructure for Promoting SMEs*. Paper presented at the

2nd Engineering Conference (EnCon 2008), Crowne Plaza Riverside Hotel, Kuching, Sarawak, Malaysia.

Ale Ebrahim, N., Ahmed, S., & Taha, Z. (2009a). Virtual R & D teams in small and medium enterprises: A literature review. [Review]. *Scientific Research and Essay*, 4(13), 1575–1590.

Ale Ebrahim, N., Ahmed, S., & Taha, Z. (2009b, 11-12 May). *Virtual R&D Teams: Innovation and Technology Facilitator*. Paper presented at the Engineering Education in 2025, School of Engineering and Technology, University of Tehran, Tehran, Iran.

Ale Ebrahim, N., Ahmed, S., & Taha, Z. (2009c). Virtual Teams for New Product Development – An Innovative Experience for R&D Engineers. *European Journal of Educational Studies*, 1(3), 109-123.

Ale Ebrahim, N., Ahmed, S., & Taha, Z. (2009d). Virtual Teams: a Literature Review. [Review paper]. *Australian Journal of Basic and Applied Sciences*, 3(3), 2653-2669.

Ale Ebrahim, N., Ahmed, S., & Taha, Z. (2010a). SMEs; Virtual research and development (R&D) teams and new product development: A literature review. [Review]. *International Journal of the Physical Sciences*, 5(7), 916–930.

Ale Ebrahim, N., Ahmed, S., & Taha, Z. (2010b). Virtual R&D teams and SMEs growth: A comparative study between Iranian and Malaysian SMEs. [Full Length Research Paper]. *African Journal of Business Management*, 4(11), 2368-2379.

Ale Ebrahim, N., Ahmed, S., & Taha, Z. (2011). Virtual R&D Teams: A potential growth of education-industry collaboration. *Academic Leadership Journal*, 9(4), 1-5.

Andersen, P. H., & Drejer, I. (2009). Together we share? Competitive and collaborative supplier interests in product development. *Technovation*, 29(10), 690-703.

Anderson, A. H., McEwan, R., Bal, J., & Carletta, J. (2007). Virtual team meetings: An analysis of communication and context. *Computers in Human Behavior*, 23, 2558–2580.

Anderson, J. C., & Gerbing, D. W. (1988). Structural equation modeling in practice: A review and recommended two-step approach. *Psychological Bulletin*, 103(3), 411-423.

Aripin, N., Mustafa, H., & Hussein, A. (2011). Virtual Teams In Malaysia: A Qualitative Investigation In Multimedia Super Corridor Status Companies. *Journal of Techno-Social*, 2(1), 37-58.

Atuahene-Gima, K. (2003). The effects of centrifugal and centripetal forces on product development speed and

quality: how does problem solving matter? *Academy of Management Journal*, 46(3), 359-373.

Badrinarayanan, V., & Arnett, D. B. (2008). Effective virtual new product development teams: an integrated framework. [Conceptual paper]. *Journal of Business & Industrial Marketing*, 23(4), 242-248.

Bal, J., & Gundry, J. (1999). Virtual teaming in the automotive supply chain. *Team Performance Management*, 5(6), 174 - 193.

Bal, J., & Teo, P. K. (2001a). Implementing virtual teamworking: Part 2 - a literature review. [Research paper]. *Logistics Information Management*, 14(3), 208 - 222.

Bal, J., & Teo, P. K. (2001b). Implementing virtual teamworking: Part 3 – a methodology for introducing virtual teamworking. [Research paper]. *Logistics Information Management*, 14(4), 276 - 292.

Baskerville, R., & Nandhakumar, J. (2007). Activating and Perpetuating Virtual Teams: Now That We're Mobile, Where Do We Go? *IEEE Transactions on Professional Communication*, 50(1), 17 - 34.

Beranek, P. M., & Martz, B. (2005). Making virtual teams more effective: improving relational links. [Research article]. *Team Performance Management*, 11(5-6), 200-213.

Bergiel, J. B., Bergiel, E. B., & Balsmeier, P. W. (2008). Nature of virtual teams: a summary of their advantages and disadvantages. [Conceptual paper]. *Management Research News*, 31(2), 99-110.

Biuk-Aghai, R. P. (2003). *Patterns of Virtual Collaboration*. University of Technology, Sydney.

Bochenek, G., & Ragusa, J. (2004). Improving Integrated Project Team Interaction Through Virtual (3D) Collaboration. *Engineering Management Journal*, 16(2), 3-12.

Bosch-Sijtsema, P. M., Ruohomäki, V., & Vartiainen, M. (2009). Knowledge work productivity in distributed teams. [Conceptual paper]. *Journal of Knowledge Management*, 13(6), 533-546.

Boudreau, M.-C., Loch, K. D., Robey, D., & Straub, D. (1998). Going Global: Using Information Technology to Advance the Competitiveness Of the Virtual Transnational Organization. *Academy of Management Executive*, 12(4), 120-128.

Boutellier, R., Gassmann, O., Macho, H., & Roux, M. (1998). Management of dispersed product development teams: The role of information technologies. *R&D Management*, 28(1), 13 - 25.

Boyle, A. T., Kumar, V., & Kumar, U. (2006). Concurrent engineering teams II: performance

consequences of usage. *Team Performance Management*, 12(5/6), 125-137.

Boyle, T. A. (2005). Concurrent engineering teams I: organizational determinants of usage. [Research paper]. *Team Performance Management*, 11(7/8), 263-279.

Byrne, B. M. (2010). *Structural equation modeling with AMOS: Basic concepts, applications, and programming* (Second Edition ed.). New York: Taylor and Francis Group, LLC.

Camarinha-Matos, L. M., & Afsarmanesh, H. (2003). Elements of a base VE infrastructure. *Computers in Industry*, 51(2), 139-163.

Camarinha-Matos, L. M., & Afsarmanesh, H. (2007). A comprehensive modeling framework for collaborative networked organizations. *Journal of Intelligent Manufacturing*, 18(5), 529-542.

Cascio, W. F. (2000). Managing a virtual workplace. *The Academy of Management Executive*, 14(3), 81-90.

Cascio, W. F., & Shurygailo, S. (2003). E-Leadership and Virtual Teams. *Organizational Dynamics*, 31(4), 362-376.

Chen, H. H., Kang, Y. K., Xing, X., Lee, A. H. I., & Tong, Y. (2008). Developing new products with knowledge management methods and process development management in a network. *Computers in Industry*, 59, 242-253.

Chen, M., Liou, Y., Wang, C. W., Fan, Y. W., & Chi, Y. P. J. (2007). Team Spirit: Design, implementation, and evaluation of a Web-based group decision support system. *Decision Support Systems*, 43, 1186-1202.

Chen, T.-Y. (2008). Knowledge sharing in virtual enterprises via an ontology-based access control approach. *Computers in Industry*, 59(5), 502-519.

Chen, T. Y., Chen, Y. M., & Ch, H. C. (2008). Developing a trust evaluation method between co-workers in virtual project team for enabling resource sharing and collaboration. *Computers in Industry*, 59(6), 565-579.

Chudoba, K. M., Wynn, E., Lu, M., Watson-Manheim, & Beth, M. (2005). How virtual are we? Measuring virtuality and understanding its impact in a global organization. *Information Systems Journal*, 15(4), 279-306.

Coleman, D., & Levine, S. (2008). *Collaboration 2.0: Technology and Best Practices for Successful Collaboration in a Web 2.0 World*. Silicon Valley, California, USA: Happy About®.

Cooper, R. G. (2001). *Winning At New Products : Accelerating the Process From Idea to Launch* (THIRD EDITION ed.). Cambridge, Massachusetts: Perseus Press.

Corso, M., Martini, A., Pellegrini, L., Massa, S., & Testa, S. (2006). Managing dispersed workers: the new challenge in Knowledge Management. *Technovation*, 26(5-6), 583-594.

Criscuolo, P. (2005). On the road again: Researcher mobility inside the R&D network. *Research Policy*, 34, 1350-1365.

Cummings, J. L., & Teng, B. S. (2003). Transferring R&D knowledge: the key factors affecting knowledge transfer success. *Journal of Engineering Technology Management*, 20(1), 39-68.

Daoudi, J. (2010). *Dynamique de collaboration au sein des équipes dispersées: Le cas des projets d'ingénierie*. Unpublished DU DIPLÔME DE PHILOSOPHIAE DOCTOR (Ph.D.), UNIVERSITÉ DE MONTRÉAL, MONTRÉAL.

Dekker, D. M., Rutte, C. G., & Van den Berg, P. T. (2008). Cultural differences in the perception of critical interaction behaviors in global virtual teams. *International Journal of Intercultural Relations*, 32(5), 441-452.

Dibrell, C., Davis, P. S., & Craig, J. (2008). Fueling Innovation through Information Technology in SMEs. *Journal of Small Business Management*, 46(2), 203-218.

Duhovnik, J., Starbek, M., Dwivedi, S. N., & Prasad, B. (2001). Development of New Products in Small Companies. *Concurrent Engineering*, 9(3), 191-210.

Ebrahim, N. A., Ahmed, S., & Taha, Z. (2010a). SMEs; Virtual research and development (R&D) teams and new product development: A literature review. [Review]. *International Journal of the Physical Sciences*, 5(7), 916-930.

Ebrahim, N. A., Ahmed, S., & Taha, Z. (2010b). Virtual R&D teams and SMEs growth: A comparative study between Iranian and Malaysian SMEs. [Article]. *African Journal of Business Management*, 4(11), 2368-2379.

El-Tayeh, A., Gil, N., & Freeman, J. (2008). A methodology to evaluate the usability of digital socialization in "virtual" engineering design. [Original Paper]. *Research in Engineering Design*, 19(1), 29-45.

Eppinger, S. D., & Chitkara, A. R. (2006). The New Practice of Global Product Development. *MIT Sloan Management Review*, 47(4), 22-30.

Flores, M. (2006). Towards a Taxonomy for Networking Models For Innovation *Network-Centric Collaboration and Supporting Frameworks* (Vol. 224, pp. 55-66). Boston: Springer.

- Foster, M. K. (2010). *Assessing Degree of Virtuality and Its Impact on Team Effectiveness*. MORGAN STATE UNIVERSITY.
- Fuller, J., Bartl, M., Ernst, H., & Mühlbacher, H. (2006). Community based innovation: How to integrate members of virtual communities into new product development. *Electronic Commerce Research*, 6(1), 57-73.
- Fuller, M. A., Hardin, A. M., & Davison, R. M. (2006). Efficacy in Technology-Mediated Distributed Team. *Journal of Management Information Systems*, 23(3), 209-235.
- Furst, S. A., Reeves, M., Rosen, B., & Blackburn, R. S. (2004). Managing the life cycle of virtual teams. *Academy of Management Executive*, 18(2), 6-20.
- Gassmann, O., & Von Zedtwitz, M. (2003a). *Innovation Processes in Transnational Corporations*: Elsevier Science Ltd.
- Gassmann, O., & Von Zedtwitz, M. (2003b). Trends and determinants of managing virtual R&D teams. *R&D Management*, 33(3), 243-262.
- Gaudes, A., Hamilton-Bogart, B., Marsh, S., & Robinson, H. (2007). A Framework for Constructing Effective Virtual Teams. *The Journal of E-working*, 1(2), 83-97.
- Ge, Z., & Hu, Q. (2008). Collaboration in R&D activities: Firm-specific decisions. *European Journal of Operational Research*, 185(2), 864-883.
- Gomez, J. O., & Simpson, M. (2007). Achieving competitive advantage in the Mexican footwear industry. *Benchmarking: An International Journal*, 14(3), 289-305.
- González, F. J. M., & Palacios, T. M. B. (2002). The effect of new product development techniques on new product success in Spanish firms. *Industrial Marketing Management*, 31(3), 261-271.
- Guniš, A., Šišlák, J., & Valčuha, Š. (2007). Implementation Of Collaboration Model Within SME's. In P. F. Cunha & P. G. Maropoulos (Eds.), *Digital Enterprise Technology-Perspectives and Future Challenges* (pp. 377-384): Springer US.
- Hair, J., Black, W., Babin, B., & Anderson, R. (2009). *Multivariate Data Analysis* (7th Edition ed.).
- Hardin, A. M., Fuller, M. A., & Davison, R. M. (2007). I Know I Can, But Can We?: Culture and Efficacy Beliefs in Global Virtual Teams. *Small Group Research*, 38(1), 130-155.
- Hertel, G. T., Geister, S., & Konradt, U. (2005). Managing virtual teams: A review of current empirical research. *Human Resource Management Review*, 15, 69-95.
- Hinds, P. J., & Bailey, D. E. (2003). Out of Sight, Out of Sync: Understanding Conflict in Distributed Teams. *Organization Science*, 14(6), 615-632.
- Ho, R. (2006). *Handbook of Univariate and Multivariate Data Analysis and Interpretation with SPSS* (1 edition (March 24, 2006) ed.). Boca Raton, FL: Chapman and Hall/CRC.
- Huang, C.-C. (2009). Knowledge sharing and group cohesiveness on performance: An empirical study of technology R&D teams in Taiwan. *Technovation*, 29(11), 786-797.
- Hunsaker, P. L., & Hunsaker, J. S. (2008). Virtual teams: a leader's guide. [Conceptual paper]. *Team Performance Management*, 14(1/2), 86-101.
- Jain, V. K., & Sobek, D. K. (2006). Linking design process to customer satisfaction through virtual design of experiments. [Original paper]. *Research in Engineering Design*, 17(2), 59-71.
- Jarvenpaa, S. L., & Leidner, D. E. (1999). Communication and Trust in Global Virtual Teams. *Organization Science*, 10(6), 791 - 815.
- Johnson, P., Heimann, V., & O'Neill, K. (2001). The "wonderland" of virtual teams. *Journal of Workplace Learning*, 13(1), 24 - 30.
- Kankanhalli, A., Tan, B. C. Y., & Wei, K.-K. (2006). Conflict and Performance in Global Virtual Teams. *Journal of Management Information Systems*, 23(3), 237-274.
- Kirkman, B. L., Gibson, C. B., & Shapiro, D. L. (2001). "Exporting" teams enhancing the implementation and effectiveness of work teams in global affiliates. *Organizational Dynamics*, 30(1), 12-29.
- Kirkman, B. L., Rosen, B., Gibson, C. B., Tesluk, P. E., & McPherson, S. O. (2002). Five challenges to virtual team success: lessons from Sabre Inc. *Academy of Management Executive*, 16(3), 67-79.
- Kotelnikov, V. (2007). *Small and Medium Enterprises and ICT*. Bangkok: UNDP Regional Centre.
- Kratzer, J., Leenders, R., & Engelen, J. V. (2005). Keeping Virtual R&D Teams Creative. *Research Technology Management*, 1(March-April), 13-16.
- Kratzer, J., Leenders, R. T. A. J., & Engelen, J. M. L. V. (2006). Managing creative team performance in virtual environments: an empirical study in 44 R&D teams. *Technovation*, 26, 42-49.
- Kusar, J., Duhovnik, J., Grum, J., & Starbek, M. (2004). How to reduce new product development time. *Robotics and Computer-Integrated Manufacturing*, 20, 1-15.

Kyriazis, E. (2005). *The antecedents and consequences of the marketing manager and R&D manager working relationship during new product development: an empirical study*. The University of Wollongong.

Laforet, S. (2008). Size, strategic, and market orientation affects on innovation. *Journal of Business Research*, 61(7), 753-764.

Lee-Kelley, L., & Sankey, T. (2008). Global virtual teams for value creation and project success: A case study. *International Journal of Project Management*, 26, 51–62.

Leenders, R. T. A. J., Engelen, J. M. L. V., & Kratzer, J. (2003). Virtuality, communication, and new product team creativity: a social network perspective. *Journal of Engineering and Technology Management*, 20, 69–92.

Lei, P.-W. (2009). Evaluating estimation methods for ordinal data in structural equation modeling. *Quality & Quantity*, 43(3), 495-507.

Lin, C., Standing, C., & Liu, Y.-C. (2008). A model to develop effective virtual teams. *Decision Support Systems*, 45(4), 1031-1045.

Lipnack, J., & Stamps, J. (2000). *Why The Way to Work Virtual Teams: People Working across Boundaries with Technology* (Second Edition ed., pp. 1-25). New York: John Wiley & Sons.

Liu, B., & Liu, S. (2007). *Value Chain Coordination with Contracts for Virtual R&D Alliance Towards Service*. Paper presented at the The 3rd IEEE International Conference on Wireless Communications, Networking and Mobile Computing, WiCom 2007. Retrieved from http://ieeexplore.ieee.org/xpls/abs_all.jsp?arnumber=4340609

Lurey, J. S., & Raisinghani, M. S. (2001). An empirical study of best practices in virtual teams. *Information & Management*, 38(8), 523-544.

Martinez-Sanchez, A., Pérez-Pérez, M., de-Luis-Carnicer, P., & Vela-Jiménez, M. J. (2006). Teleworking and new product development. [Technical paper]. *European Journal of Innovation Management*, 9(2), 202-214.

Martins, L. L., Gilson, L. L., & Maynard, M. T. (2004). Virtual teams: What do we know and where do we go from here? *Journal of Management*, 30(6), 805–835.

May, A., & Carter, C. (2001). A case study of virtual team working in the European automotive industry. *International Journal of Industrial Ergonomics*, 27(3), 171-186.

McDonough, E. F., Kahn, K. B., & Barczak, G. (2001). An investigation of the use of global, virtual, and collocated

new product development teams. *Journal of Product Innovation Management*, 18(2), 110–120.

McNamara, K., Dennis, A. R., & Carte, T. A. (2008). It's the Thought that Counts: The Mediating Effects of Information Processing in Virtual Team Decision Making. *Information Systems Management*, 25(1), 20–32.

Merali, Y., & Davies, J. (2001). *Knowledge Capture and Utilization in Virtual Communities*. Paper presented at the International Conference On Knowledge Capture, K-CAP'01. Retrieved from <http://portal.acm.org/citation.cfm?id=500754>

Mulebeke, J. A. W., & Zheng, L. (2006). Incorporating integrated product development with technology road mapping for dynamism and innovation. *International Journal of Product Development*, 3(1), 56 - 76.

Munkvold, B. E., & Zigurs, I. (2007). Process and technology challenges in swift-starting virtual teams. *Information & Management*, 44(3), 287–299.

Narula, R. (2004). R&D Collaboration by SMEs: new opportunities and limitations in the face of globalisation. *Technovation*, 24(2), 153-161.

Naveh, E. (2005). The effect of integrated product development on efficiency and innovation. *International Journal of Production Research*, 43(13), 2789–2808.

Ojasalo, J. (2008). Management of innovation networks: a case study of different approaches. *European Journal of Innovation Management*, 11(1), 51-86.

Olson-Buchanan, J. B., Rechner, P. L., Sanchez, R. J., & Schmidtke, J. M. (2007). Utilizing virtual teams in a management principles course. [Case study]. *Education + Training*, 49(5), 408-423.

Ortiz de Guinea, A., Webster, J., & Staples, S. (2005, October 12). *A Meta-Analysis of the Virtual Teams Literature*. Paper presented at the Symposium on High Performance Professional Teams Industrial Relations Centre, School of Policy Studies, Queen's University, Kingston, Canada.

Partanen, J., Möller, K., Westerlund, M., Rajala, R., & Rajala, A. (2008). Social capital in the growth of science-and-technology-based SMEs. *Industrial Marketing Management*, 37(5), 513-522.

Paul, S., Seetharaman, P., Samarah, I., & Peter Mykytyn, J. (2005, January 3-6). *Understanding Conflict in Virtual Teams: An Experimental Investigation using Content Analysis*. Paper presented at the 38th Hawaii International Conference on System Sciences, Hawaii.

Pauleen, D. J., & Yoong, P. (2001). Facilitating virtual team relationships via Internet and conventional communication channels. [Research Paper]. *Internet Research*, 11(3), 190 - 202.

Pawar, K. S., & Sharifi, S. (1997). Physical or virtual team collocation: Does it matter? *International Journal of Production Economics*, 52(3), 283-290.

Pena-Mora, F., Hussein, K., Vadhavkar, S., & Benjamin, K. (2000). CAIRO: a concurrent engineering meeting environment for virtual design teams. *Artificial Intelligence in Engineering*, 14, 203-219.

Piccoli, G., Powell, A., & Ives, B. (2004). Virtual teams: team control structure, work processes, and team effectiveness. [Research Paper]. *Information Technology & People*, 17(4), 359 - 379.

Pihkala, T., Varamaki, E., & Vesalainen, J. (1999). Virtual organization and the SMEs: a review and model development. *Entrepreneurship & Regional Development*, 11(4), 335 - 349.

Powell, A., Piccoli, G., & Ives, B. (2004). Virtual teams: a review of current literature and directions for future research. *The Data base for Advances in Information Systems*, 35(1), 6–36.

Prasad, K., & Akhilesh, K. B. (2002). Global virtual teams: what impacts their design and performance? [Research paper]. *Team Performance Management*, 8(5/6), 102 - 112.

Precup, L., O'Sullivan, D., Cormican, K., & Dooley, L. (2006). Virtual team environment for collaborative research projects. *International Journal of Innovation and Learning*, 3(1), 77 - 94.

Rabelo, L., & Jr., T. H. S. (2005). Sustaining growth in the modern enterprise: A case study. *Journal of Engineering and Technology Management JET-M*, 22, 274-290.

Radas, S., & Bozic, L. (2009). The antecedents of SME innovativeness in an emerging transition economy. *Technovation*, 29(6-7), 438-450.

Raval, M. R. R., Ale Ebrahim, N., Ahmed, S., & Taha, Z. (2010). Work Together... When Apart Challenges And What Is Need For Effective Virtual Teams. [Review]. *Journal of Information, Knowledge and Research in Business Management and Administration*, 1(1), 1-3.

Redoli, J., Mompó, R., García-Díez, J., & López-Coronado, M. (2008). A model for the assessment and development of Internet-based information and communication services in small and medium enterprises. *Technovation*, 28(7), 424-435.

Reger, G. (2004). Coordinating globally dispersed research centers of excellence—the case of Philips Electronics. *Journal of International Management*, 10, 51–76.

Rice, D. J., Davidson, B. D., Dannenhoffer, J. F., & Gay, G. K. (2007). Improving the Effectiveness of Virtual

Teams by Adapting Team Processes. *Computer Supported Cooperative Work*, 16, 567–594.

Richtne'r, A., & Rognes, J. (2008). Organizing R&D in a global environment-Increasing dispersed co-operation versus continuous centralization. [Case study]. *European Journal of Innovation Management*, 11(1), 125-141.

Rosen, B., Furst, S., & Blackburn, R. (2007). Overcoming Barriers to Knowledge Sharing in Virtual Teams. *Organizational Dynamics*, 36(3), 259–273.

Salmela, E., & Lukka, A. (2004). *Value added logistics in supply and demand chains SMILE. Part 1 : Ebusiness between global company and its local SME supplier network, Research Report 153, ISBN 951-764-925-8.*

Samarah, I., Paul, S., & Tadisina, S. (2007). *Collaboration Technology Support for Knowledge Conversion in Virtual Teams: A Theoretical Perspective.* Paper presented at the 40th Hawaii International Conference on System Sciences (HICSS), Hawaii.

Schmidt, J. B., Montoya-Weiss, M. M., & Massey, A. P. (2001). New product development decision-making effectiveness: Comparing individuals, face-to-face teams, and virtual teams. *Decision Sciences*, 32(4), 1-26.

Schumacker, R. E., & Lomax, R. G. (2004). *A beginner's guide to structural equation modeling.* Mahwah, New Jersey: Lawrence Erlbaum Associates, Inc.

Shachaf, P. (2008). Cultural diversity and information and communication technology impacts on global virtual teams: An exploratory study. *Information & Management*, 45(2), 131-142.

Shachaf, P., & Hara, N. (2005). Team Effectiveness in Virtual Environments: An Ecological Approach. In P. a. G. Ferris, S., (Ed.), *Teaching and Learning with Virtual Teams* (pp. 83-108): Idea Group Publishing.

Shah, R., & Goldstein, S. M. (2006). Use of structural equation modeling in operations management research: Looking back and forward. [doi: DOI: 10.1016/j.jom.2005.05.001]. *Journal Of Operations Management*, 24(2), 148-169.

Sharma, M., Raja, V., Fernando, T., Pham, D. T., Eldukhri, E. E., & Soroka, A. J. (2006). Collaborative design review in a distributed environment *Intelligent Production Machines and Systems* (pp. 65-70). Oxford: Elsevier Science Ltd.

Shin, Y. (2005). Conflict Resolution in Virtual Teams. *Organizational Dynamics*, 34(4), 331-345.

Shumarova, E. V. (2009). *Authority-based and Bottom-up Diffusion of Collaboration Information Technologies: Constraints and Enablements.* Universität Koblenz-Landau.

- Singh, R. K., Garg, S. K., & Deshmukh, S. G. (2008). Strategy development by SMEs for competitiveness: a review. [General review]. *Benchmarking: An International Journal*, 15(5), 525 - 547.
- Sorli, M., Stokic, D., Gorostiza, A., & Campos, A. (2006). Managing product/process knowledge in the concurrent/simultaneous enterprise environment. *Robotics and Computer-Integrated Manufacturing*, 22, 399–408.
- Sridhar, V., Nath, D., Paul, R., & Kapur, K. (2007). *Analyzing Factors that Affect Performance of Global Virtual Teams*. Paper presented at the Second International Conference on Management of Globally Distributed Work. Retrieved from <http://www.globalwork.in/gdw07/pdf/14-159-170.pdf>
- Starbek, M., & Grum, J. (2002). Concurrent engineering in small companies. *International Journal of Machine Tools and Manufacture*, 42(3), 417-426.
- Thissen, M. R., Jean, M. P., Madhavi, C. B., & Toyia, L. A. (2007). *Communication tools for distributed software development teams*. Paper presented at the Proceedings of the 2007 ACM SIGMIS CPR conference on Computer personnel research: The global information technology workforce. Retrieved from <http://portal.acm.org/citation.cfm?id=1235007&dl=GUIDE&coll=GUIDE&CFID=16506151&CFTOKEN=66535652#>
- Vaccaro, A., Veloso, F., & Brusoni, S. (2008). *The Impact of Virtual Technologies on Organizational Knowledge Creation: An Empirical Study*. Paper presented at the Hawaii International Conference on System Sciences. Retrieved from http://ieeexplore.ieee.org/xpls/abs_all.jsp?arnumber=4439057
- Von Zedtwitz, M., Gassmann, O., & Boutellier, R. (2004). Organizing global R&D: challenges and dilemmas. *Journal of International Management*, 10(1), 21-49.
- Wagner, S. M., & Hoegl, M. (2006). Involving suppliers in product development: Insights from R&D directors and project managers. *Industrial Marketing Management*, 35, 936–943.
- Walvoord, A. A. G., Redden, E. R., Elliott, L. R., & Coovert, M. D. (2008). Empowering followers in virtual teams: Guiding principles from theory and practice. *Computers in Human Behavior*, 24(5), 1884-1906.
- wikipedia. (2011). Virtual team. Retrieved from http://en.wikipedia.org/wiki/Virtual_team
- Williams, A., Bellamy, T., Gameson, R., Sherratt, S., & Sher, W. (2005, 4-8 July). *Virtual environments: lessons from industry transferred to distance-learning education*. Paper presented at the The Queensland University of Technology, Research Week International Conference, Brisbane, Australia.
- Zakaria, N., Amelinckx, A., & Wilemon, D. (2004). Working Together Apart? Building a Knowledge-Sharing Culture for Global Virtual Teams. *Creativity and Innovation Management*, 13(1), 15-29.
- Zemliansky, P., & Amant, K. S. (2008). *Handbook of Research on Virtual Workplaces and the New Nature of Business Practices*. New York: IGI Global; illustrated edition edition (April 7, 2008).
- Zhang, S., Shen, W., & Ghenniwa, H. (2004). A review of Internet-based product information sharing and visualization. *Computers in Industry*, 54(1), 1-15.
- Zhang, Y., Gregory, M., & Shi, Y. (2008). Global engineering networks (GEN): Drivers, evolution, configuration, performance and key patterns. *Journal of Manufacturing Technology Management*, 19(3), 299 - 314.