



HAL
open science

32-fs Kerr-lens mode-locked Yb:CaGdAlO 4 oscillator optically pumped by a bright fiber laser

P Sévillano, Patrick Georges, Frédéric Druon, D Descamps, E Cormier

► **To cite this version:**

P Sévillano, Patrick Georges, Frédéric Druon, D Descamps, E Cormier. 32-fs Kerr-lens mode-locked Yb:CaGdAlO 4 oscillator optically pumped by a bright fiber laser. *Optics Letters*, 2014, 39 (20), pp. 6001-6004. 10.1364/OL.39.006001 . hal-01222075

HAL Id: hal-01222075

<https://hal.science/hal-01222075>

Submitted on 29 Oct 2015

HAL is a multi-disciplinary open access archive for the deposit and dissemination of scientific research documents, whether they are published or not. The documents may come from teaching and research institutions in France or abroad, or from public or private research centers.

L'archive ouverte pluridisciplinaire **HAL**, est destinée au dépôt et à la diffusion de documents scientifiques de niveau recherche, publiés ou non, émanant des établissements d'enseignement et de recherche français ou étrangers, des laboratoires publics ou privés.

32-fs Kerr-lens mode-locked Yb:CaGdAlO₄ oscillator optically pumped by a bright fiber laser

P. Sévillano¹, P. Georges², F. Druon², D. Descamps¹ and E. Cormier¹

1. Université Bordeaux-CNRS-CEA-UMR 5107, Centre Lasers Intenses et Applications, 351 Cours de la Libération, F-33405 Talence, France.

2. Laboratoire Charles Fabry, UMR 8501, Institut d'Optique, CNRS, Univ Paris Sud 11, 2 Av. A. Fresnel, 91127 Palaiseau, France

*Corresponding author: sevillano@celia.u-bordeaux1.fr

Received Month X, XXXX; revised Month X, XXXX; accepted Month X, XXXX; posted Month X, XXXX (Doc. ID XXXXX); published Month X, XXXX

In this study, we report on pure Kerr-lens mode-locked Yb:CaGdAlO₄ oscillator optically pumped by a diffraction limited fiber laser. At the repetition rate of 96 MHz, several configurations have been studied to achieve either pulse duration of 40 fs with average powers up to the watt level or shorter pulse duration down to 32 fs. To the best of our knowledge, this represents the shortest pulse duration ever achieved with an Yb-doped bulk material and the highest average power for sub-40 fs Kerr-lens mode-locked Yb-bulk oscillator.

© 2014 Optical Society OCIS Codes: 140.4050 Mode-locked lasers, 140.3615 Lasers, ytterbium, 140.7090 Ultrafast lasers

During the past decade, Yb-doped crystals have raised a great interest for the generation of high average power ultra-short pulses due to their excellent spectroscopic and thermal properties [1]. Among them, Yb:CaGdAlO₄ (Yb:CALGO) crystal is one of the most promising candidates for sub-50 fs oscillator thanks to its broad and flat emission band [2]. Recent works reported pulse generation as short as 40 fs in this material [3] which is very close to the shortest (35 fs) pulse duration ever obtained from an Yb doped bulk material based oscillator [4, 5]. However, these ultra-short pulse oscillators generate average powers never exceeding a few tens of milliwatts. This power limitation results from the unavailability of bright powerful (diffraction limited) pump sources as well as the typical response time of saturable absorbers. The thin-disk technology provides an efficient alternative to significantly increase the average power [6]. Although very impressive powers are demonstrated, the shortest pulse duration reported in Yb:CALGO thin-disk oscillator is limited to 62 fs [7]. Improving the average power while maintaining the pulse duration as short as possible is a challenging goal we aim at achieving making use of pure Kerr-lens mode-locking (KLM) technique combined with high-brightness pumping. By this way, recent works on Yb:CaF₂ reported significant improvements in average power of bulk oscillators with the generation of sub 70 fs with several watts [8]. In this letter, we report on a pure Kerr-lens mode-locked Yb:CALGO oscillator delivering pulse duration of 40 fs at the watt level by means of a powerful single mode, polarized Yb-doped fiber pump emitting around 979.5 nm. After optimization of the output coupler transmission, the oscillator can provide the shortest pulse ever produced in Yb-doped bulk material with pulses as short as 32 fs. To the best of our knowledge, it is the first realization of a pure Kerr-lens mode-locking in Yb:CALGO crystal. For this we use a high-brightness optical pumping with a single-mode fiber laser source [9]. After describing the experimental setup, we present the performance of the KLM Yb:CALGO oscillator

and discuss the optimization to provide the shortest pulse durations.

The experimental setup of the laser cavity and pumping geometry is sketched in figure 1. We use a 5-mm-long, 2 x 4 mm² Brewster-angle cut, Yb:CALGO crystal doped at 5 at. %. It is mounted in a water-cooled copper holder. We have chosen the c-cut orientation to avoid the anisotropy of temperature-dependent refractive index which could appear at high average pump power [10] and to eliminate the polarization state sensitivity in cross-section emission [2]. The Yb:CALGO crystal is positioned between two concave mirrors (M₁, M₂, 100-mm-radius-of-curvature) in a standard X-fold cavity configuration. To compensate astigmatism due to the Brewster-angle incidence, these mirrors are tilted with an angle of 8°. On one side, the cavity ends by a high reflection (HR) mirror and closed on the other side by a 35% output-coupler (OC). A pair of SF10 prisms separated by a distance of 450 mm is used for fine intra-cavity dispersion control. The net intracavity group delay dispersion (GDD) is calculated to be close to -2200 fs² per round trip. All the mirrors used are specified with low group delay dispersion. The cavity is asymmetric with a short arm of 600 mm and a long one of 900 mm.

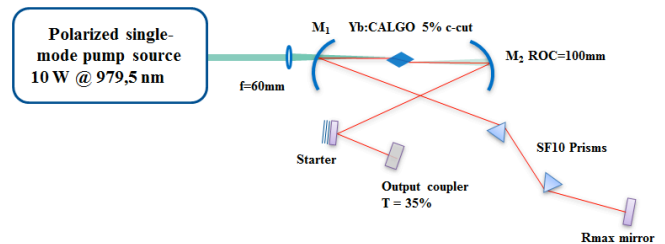


Fig. 1. KLM Yb:CALGO oscillator experimental setup.

The Yb:CALGO crystal is longitudinally pumped by the high-brightness fiber laser through the M₁ dichroic mirror (HT for a wavelength below 980 nm and HR above 1020 nm). We use a commercially available diffraction limited polarized pump source (M²=1.1) emitting 10 Watts at 979.5 nm (from Azur Light System).

The pump radiation is focused into the Yb:CALGO crystal by a 60 mm focal-length lens. The high spatial quality of the pump beam allows us to obtain a spot radius at the focal plane of 25 μm (at $1/e^2$) leading to a confocal parameter of 3.7 mm and a maximum pump intensity of 1 MW/cm². When the pump focus is positioned in the middle of the crystal, absorption saturates leading to an unabsorbed power of 4 W without laser effect.

First of all, the Yb:CALGO oscillator is characterized in the CW regime. For 10 W of incident pump power, a maximum output power of 4.5 W is obtained at the central wavelength of 1044 nm corresponding to an optical to optical efficiency of 45%. In these conditions, the unabsorbed pump power is 2W. Since the pump source used in this setup is characterized by a low M^2 value, a very good spatial overlap between the laser beam and the gain channel is obtained over the 5 mm crystal length and leads to a high optical-to-optical efficiency.

In order to discriminate between CW and ML regimes in the oscillator, the cavity is set at the edge of the stability domain by translating the M_2 mirror by 400 μm toward the crystal. At this point, the CW output power drops down to 0.9 W.

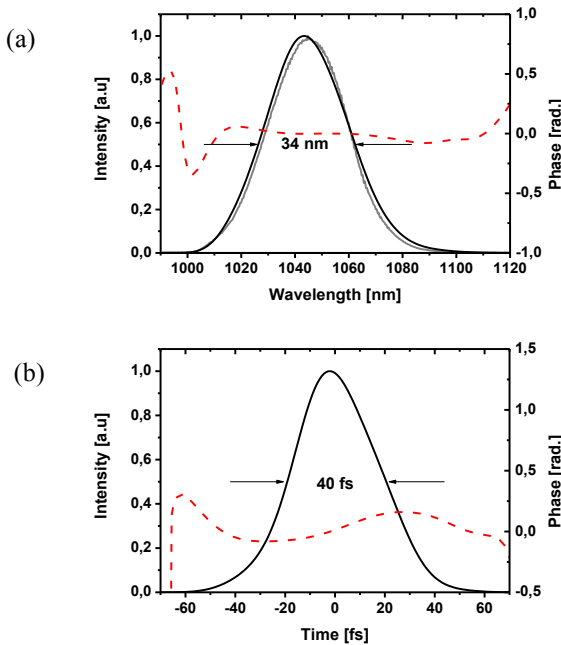


Fig. 2. a) Retrieved SHG-FROG spectrum (black curve) superimposed with the experimental spectrum (grey curve) and spectral phase (dashed red curve). b) Retrieved intensity profile (black curve) and temporal phase (dashed red curve) of the output pulses.

Stable Kerr-lens mode-locking is initiated by vibrating a cavity mirror (starter). When locked, the Yb:CALGO oscillator delivers a pulse train at a repetition rate of 96 MHz with an average power of 1.1 W. Assuming a sech^2 pulse shape, an autocorrelation measurement gives a pulse duration of 94 fs (FWHM). The spectrum of the femtosecond pulses is characterized with an optical spectrum analyzer (ANDO AQ6315). It is centered at 1044 nm with 34 nm bandwidth (see grey curve in figure 2.a) corresponding to a Fourier-Transform limited duration of 40 fs (FWHM). The slightly chirped output pulses (mainly quadratic phase) are externally compressed with 10 bounces on -100 fs² chirped mirrors (total transmission of 98%) and further characterized with a SHG-FROG device. The retrieved temporal pulse profile (see figure 2.b)

indicates the generation of pulse as short as 40 fs (FWHM) at the average power of 1.08 W. The computed autocorrelation width (58 fs) is in very good agreement with the independently measured autocorrelation width of 58 fs. At the external compressor output, the time-bandwidth product of the pulses equals 0.373.

In order to optimize the pulse duration, we investigate the influence of the output coupler transmission. The KLM stability criteria and the soliton formation to provide stable single-pulse regime [11, 12] impose a rather constant intracavity peak power irrespective of the OC. We therefore adjust the pump power to fulfill this condition and achieve single-pulse mode-locking. The table 1 summarizes the parameters recorded for various OC transmission values.

Table 1: Spectral and temporal characterization as a function of OC transmission

OC [%]	P_{pump} [W]	P_{out} [mW]	λ_c [nm]	$\Delta\lambda$ [nm]	$\Delta\tau$ [fs]
3	3,6	90	1063	51	32
10	4,3	280	1056	46	35
20	6,3	640	1052	41	37
35	8,9	1100	1045	34	40

Increasing the OC transmission clearly allows to extract more average power by simply cranking up the pump power accordingly to maintain the intracavity peak power. However, the laser dynamics varies significantly with significant changes on the output pulse spectrum.

Similar to other Yb-doped materials, the gain cross section is a function of both the wavelength and the population inversion in the crystal. In our case, we observe a red shift of the central wavelength for decreasing OC transmission. This observation is confirmed by our dynamical gain calculations based on absorption and emission cross-sections (from [13]) weighted by the population inversion and where we estimate that the cavity losses are mainly attributed to the OC. We estimated for a 35% OC transmission an inverted population ratio (β) of 10.7 % with a maximum gain cross-section centered at 1045 nm. At contrast, for a 3% OC transmission, we calculated a β of 3.9% with a gain cross-section maximum at 1063 nm.

Additionally to the spectral shift, we noticed an enhancement of the spectral bandwidth when the OC transmission is reduced. The above gain model also agrees with the latter tendency. However, the increase of the spectral bandwidth cannot be explained solely by the gain cross-section evolution. In fact, it is known that the GDD of dichroic mirror is not well controlled in the spectral range where the coating reflectivity varies significantly. To evaluate this effect on the output spectrum, we replaced M_2 (sub-cavity mirror with a flat reflectivity and constant GDD) by the same dichroic concave mirror as M_1 thus highlighting the contribution of the net GDD. In figure 3, we compare spectra recorded with one and two dichroic mirrors for a 10% OC transmission. Also displayed is the net intracavity GDD for each case. It is clearly shown that the femtosecond pulse tends to red shift in order to overlap with a spectral region where GDD is as constant as possible. However, the addition of the second dichroic mirror deteriorates the intracavity GDD flatness and leads to a reduction of the spectral bandwidth from 46 nm (1 dichroic mirror) to 40 nm (2 dichroic mirrors). Moreover, in the case of 2 dichroic mirrors, a spectral peak raises around 1 μm . This phenomenon has already been studied by J. Hermann and al. [14], already observed in Yb:CALGO [15], and originates from

uncompensated group delay dispersion. This structure is also observed with a single dichroic mirror however at a much lower level. It is therefore the combined contribution of population inversion and uncontrolled GDD of dichroic mirror coating that explains the reduction of the spectral bandwidth with increasing OC.

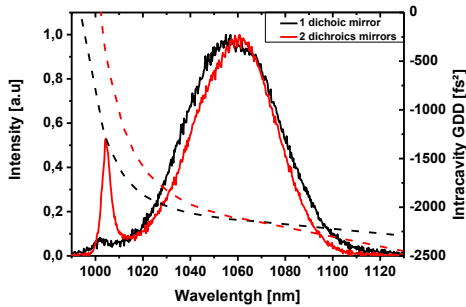


Fig. 3. Experimental output spectra obtained with 10% OC transmission and calculated intracavity GDD for one and two dichroic mirrors configuration

Further decreasing the pulse duration with higher OC to improve average power would require designing custom dichroic mirror with accurate GDD control.

From the above analysis, it is not surprising to achieve the shortest pulse duration with a 3% OC. The spectrum is centered at 1063 nm with a spectral bandwidth of 51 nm and an average power of 90 mW with only 3.6 W of incident pump power. The spectrum displayed in figure 4.a is very smooth and exhibits a Gaussian shape. A tiny peak is visible at 1000 nm attributed to the remaining dichroic mirror.

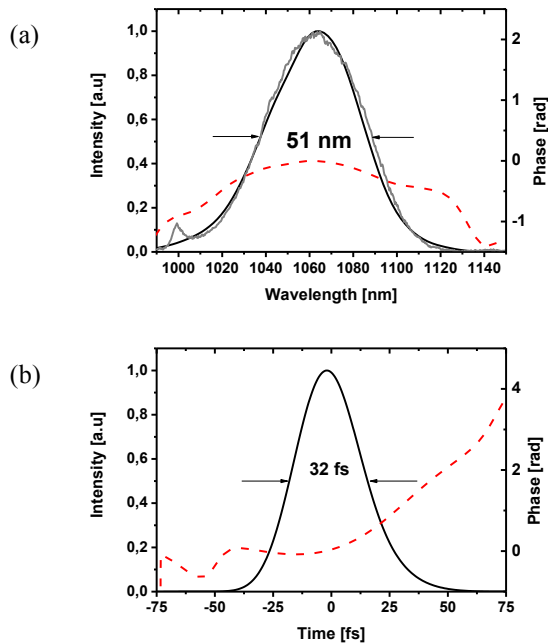


Fig. 4. a) Retrieved SHG-FROG spectrum (black curve) superimposed with the experimental spectrum (grey curve) and spectral phase (dashed red curve). b) Retrieved intensity profile (black curve) and temporal phase (dashed red curve) of the output pulses.

After external compression (-1000 fs^2), the pulse is retrieved from a SHG-FROG measurement and leads to a Fourier transform limited pulse duration of 32 fs and a time bandwidth product of 0.433 (see figure 4.b). Experimental and retrieved spectra are superimposed in figure 4.a with an excellent agreement.

In addition further characterizations (beam profile and pulse train stability) have been performed. We measured an output beam quality characterized by a factor $M_x^2 M_y^2$ of 1.15×1.2 with no evidence of astigmatism. The mode-locking regime is stable during several hours. Figure 5 shows the corresponding radio frequency spectrum of the fundamental beat note at 96.25 MHz recorded with a resolution bandwidth (RBW) of 3 kHz and a 500 MHz wide-span (inset) measured with a RBW 25 KHz for the shortest pulse operation. The very high contrast (70 dBm) and the absence of modulations in the wide span are evidences of a very stable and clean mode-locked operation of the Yb:CALGO oscillator.

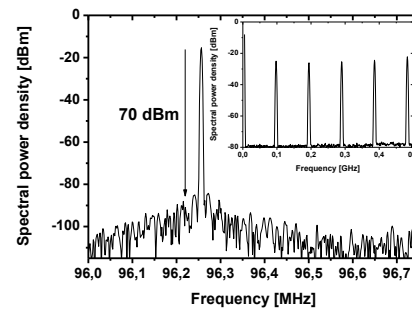


Fig. 5. Radio-frequency spectrum.

In the aim of decreasing the oscillator footprint, reducing the intracavity losses and improving its robustness, we discuss here the potential of using intracavity chirped mirror for ultra-short pulse generation. Chirped mirrors (-100 fs^2 and -250 fs^2 per bounce from Layertech) are inserted in each arm of the cavity and SF10 prisms are replaced by silica prisms separated by 120 mm to provide a fine intracavity GDD control. For 10 W of pump power, the oscillator delivers an average power of 1.5 W and pulses with a spectral bandwidth of 34 nm as shown in figure 6 (black curve). A pulse duration of 37 fs is obtained after SHG-FROG measurement.

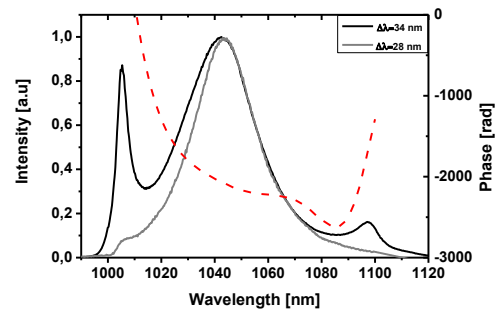


Fig. 6. Experimental spectra for OC = 30% (black curve) and OC = 40% (grey curve), calculated intracavity GDD (dashed red curve)

Sharp spectral structures appear at 1 μm and 1.1 μm caused by additional uncompensated high-order dispersion introduced by the chirped and dichroic mirrors (red curve). The structures are dissipated by reducing the intra-cavity peak power with an output

coupler of 40 %. In this configuration, the oscillator provides an average power of 1 W and pulse duration of 43 fs after external compression with a spectrum of 28 nm (see figure 6 (grey curve)). In the compact configuration with intracavity chirped mirrors, we obtained results very close to the configuration with SF10 prisms and large OC values. We believe that shorter pulses could be obtained with custom broadband chirped mirrors where the GDD is controlled over the complete spectral bandwidth of Yb:CALGO.

In conclusion, we have presented the first pure Kerr-lens mode-locked Yb:CALGO oscillator. Based on a powerful diffraction limited fiber pump laser, we have built a pure KLM oscillator at 96 MHz delivering sub-40 fs pulses at the watt level. The lack of optics with constant GDD over large spectral ranges forces us to use SF10 prisms only. In this configuration, we have investigated different OC to shorten the pulse duration. With an output coupler value of 3% , our oscillator produced pulses with a duration of 32 fs and 90 mW of output power after external recompression. Furthermore, these pulses exhibit a structure-free spectrum with a bandwidth of 51 nm centered at 1063 nm. It is, to our best knowledge, the shortest pulse duration ever reported for Yb-doped bulk material. This result is the combination of the excellent spectral properties of Yb:CALGO and the use of a high brightness pumping scheme allowing pure KLM operation. By designing specific ultra-large band GDD controlled chirped mirrors, the same characteristics could be attained in a prism free configuration. Similarly, custom designed dichroic mirror should produce ultimate pulse duration together with high average power.

We acknowledge the support from the European Community through the I3 LASERLAB III JRA Eurolite, the Conseil Régional d'Aquitaine with the "Lougre Brillant" program, Aquitaine Valorisation, the CNRS national networks FEMTO and CMDO+ through the entitled HABRY program, and the Agence Nationale de la Recherche (ANR) through the PAMPERO (ANR-12-B509-0033) projects

References

1. F. Druon, F. Balembois, P. Georges, *IEEE Photonics Journal* **3**, 268-273 (2011).
2. J. Petit, P. Goldner, and B. Viana, *Opt. Lett.* **30**, 1345-1347 (2005).
3. A. Agnesi, A. Greborio, F. Pirzio, G. Reali, J. Aus der Au, and A. Guandalini, *Opt. Express* **20**, 10077-10082 (2012).
4. A. Yoshida, A. Schmidt, V. Petrov, C. Fiebig, G. Erbert, J. Liu, H. Zhang, J. Wang, and U. Griebner, *Opt. Lett.* **36**, 4425-4427 (2011).
5. Sadao Uemura and Kenji Torizuka, *Jpn. J. Appl. Phys.* **50**, 010201 (2011).
6. C. J. Saraceno, C. Schriber, F. Emaury, O. H. Heckl, C. R. E. Baer, M. Hoffmann, K. Beil, C. Kränkel, M. Golling, T. Südmeyer, and U. Keller, *Appl. Sci.* **3**, 355 (2013).
7. A. Diebold, F. Emaury, C. Schriber, M. Golling, C. Saraceno, T. Südmeyer, and U. Keller, *Opt. Lett.* **38**, 3842-3845 (2013).
8. G. Machinet, P. Sevilano, F. Guichard, R. Dubrasquet, P. Camy, J. Doualan, R. Moncorgé, P. Georges, F. Druon, D. Descamps, and E. Cormier, *Opt. Lett.* **38**, 4008-4010 (2013).
9. J. Bouillet, Y. Zaouter, R. Desmarchelier, M. Cazaux, F. Salin, J. Saby, R. Bello-Doua, and E. Cormier, *Opt. Express* **16**, 17891-17902 (2008).
10. F. Druon, M. Olivier, A. Jaffrès, P. Loiseau, N. Aubry, J. DidierJean, F. Balembois, B. Viana, and P. Georges, *Opt. Lett.* **38**, 4138-4141 (2013).
11. T. Brabec, C. Spielmann, and F. Krausz, *Opt. Lett.* **16**, 1961-1963 (1991).
12. T. Brabec, C. Spielmann, P. Curley, and F. Krausz, *Opt. Lett.* **17**, 1292-1294 (1992).
13. J. Boudeile, F. Druon, M. Hanna, P. Georges, Y. Zaouter, E. Cormier, J. Petit, P. Goldner, B. Viana, *Opt. Lett.* **32**, 19623-1964, (2007).

14. J. Herrmann, V. Kalosha, and M. Müller, *Opt. Lett.* **22**, 236-238 (1997).
15. Y. Zaouter, J. Didierjean, F. Balembois, G. Lucas Leclin, F. Druon, P. Georges, J. Petit, P. Goldner and B. Viana, *Opt. Lett.* **31**, 119-121 (2006).

1. F. Druon, F. Balembois, P. Georges, "New materials for short-pulse amplifiers", *IEEE Photonics Journal* **3**, 268-273 (2011).
2. J. Petit, P. Goldner, and B. Viana, "Laser emission with low quantum defect in Yb:CaGdAlO₄", *Opt. Lett.* **30**, 1345-1347 (2005).
3. A. Agnesi, A. Greborio, F. Pirzio, G. Reali, J. Aus der Au, and A. Guandalini, "40-fs Yb³⁺:CaGdAlO₄ laser pumped by a single-mode 350-mW laser diode", *Opt. Express* **20**, 10077-10082 (2012).
4. A. Yoshida, A. Schmidt, V. Petrov, C. Fiebig, G. Erbert, J. Liu, H. Zhang, J. Wang, and U. Griebner, "Diode-pumped mode-locked Yb:YCOB laser generating 35 fs pulses," *Opt. Lett.* **36**, 4425-4427 (2011).
5. Sadao Uemura and Kenji Torizuka, "Sub-40-fs Pulses from a Diode-Pumped Kerr-Lens Mode-Locked Yb-Doped Yttrium Aluminum Garnet Laser" *Jpn. J. Appl. Phys.* **50**, 010201 (2011).
6. C. J. Saraceno, C. Schriber, F. Emaury, O. H. Heckl, C. R. E. Baer, M. Hoffmann, K. Beil, C. Kränkel, M. Golling, T. Südmeyer, and U. Keller, "Cutting-Edge High-Power Ultrafast Thin Disk Oscillators", *Appl. Sci.* **3**, 355 (2013).
7. A. Diebold, F. Emaury, C. Schriber, M. Golling, C. Saraceno, T. Südmeyer, and U. Keller, "SESAM mode-locked Yb:CaGdAlO₄ thin disk laser with 62 fs pulse generation", *Opt. Lett.* **38**, 3842-3845 (2013).
8. G. Machinet, P. Sevilano, F. Guichard, R. Dubrasquet, P. Camy, J. Doualan, R. Moncorgé, P. Georges, F. Druon, D. Descamps, and E. Cormier, "High-brightness fiber laser-pumped 68 fs - 2.3 W Kerr-lens mode-locked Yb:CaF₂ oscillator", *Opt. Lett.* **38**, 4008-4010 (2013).
9. J. Bouillet, Y. Zaouter, R. Desmarchelier, M. Cazaux, F. Salin, J. Saby, R. Bello-Doua, and E. Cormier, "High power ytterbium-doped rod-type three-level photonic crystal fiber laser", *Opt. Express* **16**, 17891-17902 (2008).
10. F. Druon, M. Olivier, A. Jaffrès, P. Loiseau, N. Aubry, J. DidierJean, F. Balembois, B. Viana, and P. Georges, "Magic mode switching in Yb:CaGdAlO₄ laser under high pump power", *Opt. Lett.* **38**, 4138-4141 (2013).
11. T. Brabec, C. Spielmann, and F. Krausz, "Mode locking in solitary lasers," *Opt. Lett.* **16**, 1961-1963 (1991).
12. T. Brabec, C. Spielmann, P. Curley, and F. Krausz, "Kerr lens mode locking", *Opt. Lett.* **17**, 1292-1294 (1992).
13. J. Boudeile, F. Druon, M. Hanna, P. Georges, Y. Zaouter, E. Cormier, J. Petit, P. Goldner, B. Viana, "Continuous-wave and femtosecond laser operation of Yb:CaGdAlO₄ under high-power diode pumping", *Opt. Lett.* **32**, 19623-1964, (2007).
14. J. Herrmann, V. Kalosha, and M. Müller, "Higher-order phase dispersion in femtosecond Kerr-lens mode-locked solid-state lasers: sideband generation and pulse splitting", *Opt. Lett.* **22**, 236-238 (1997).
15. Y. Zaouter, J. Didierjean, F. Balembois, G. Lucas Leclin, F. Druon, P. Georges, J. Petit, P. Goldner and B. Viana "47-fs diode-pumped Yb³⁺:CaGdAlO₄ laser", *Opt. Lett.* **31**, 119-121 (2006).