



HAL
open science

ANGIOTK : An Open Platform to reconstruct vessels from MRI images and simulate blood flows to ultimately provide Virtual Angiographies

Vincent Chabannes, Alexandre Ancel, Julien Jomier, Christophe Prud'Homme

► To cite this version:

Vincent Chabannes, Alexandre Ancel, Julien Jomier, Christophe Prud'Homme. ANGIOTK : An Open Platform to reconstruct vessels from MRI images and simulate blood flows to ultimately provide Virtual Angiographies. Rencontre Inria Industrie Santé, Oct 2015, Bordeaux, France. 2015. hal-01220397

HAL Id: hal-01220397

<https://hal.science/hal-01220397>

Submitted on 28 Oct 2015

HAL is a multi-disciplinary open access archive for the deposit and dissemination of scientific research documents, whether they are published or not. The documents may come from teaching and research institutions in France or abroad, or from public or private research centers.

L'archive ouverte pluridisciplinaire **HAL**, est destinée au dépôt et à la diffusion de documents scientifiques de niveau recherche, publiés ou non, émanant des établissements d'enseignement et de recherche français ou étrangers, des laboratoires publics ou privés.

ANGIOTK

An Open Platform to reconstruct vessels from MRI images and simulate blood flows to ultimately provide Virtual Angiographies

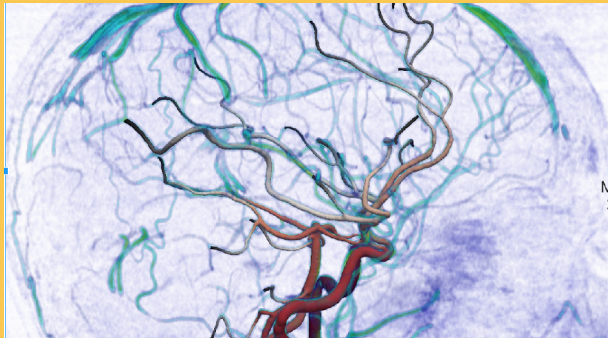
The platform is still a prototype, but reached a level of maturity that requires very little human intervention. The overall objective is to make available, to the medical community, tools for computer aided modeling for conducting experiments in silico, otherwise difficult or impossible to carry on patients.

A specific aim is to create an ecosystem around the platform composed of academic, research centers and enterprises and to provide services such as training, specific developments, consulting or deployment

The platform is operated by Cemosis and Kitware.

Contacts:

christophe.prudhomme@cemosis.fr
julien.jomier@kitware.com



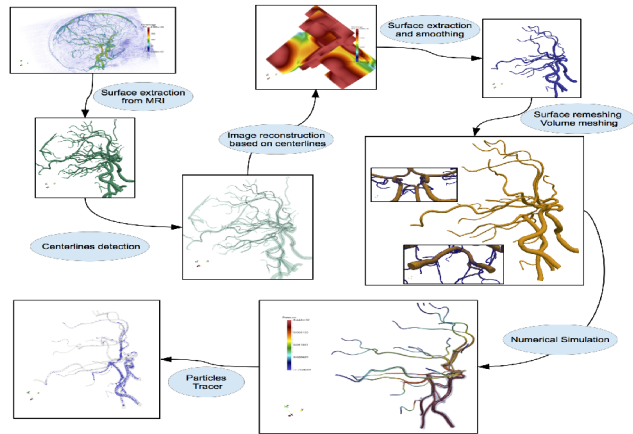
ANGIOTK

From medical images to numerical simulations

V. Chabannes, A. Ancel, J. Jomier, C. Prud'Homme
Rencontres INRIA-Industries Santé, Bordeaux , Oct. 13 2015

ANGIOTK

A Software Pipeline



We have developed the open-source platform AngioTK that implements the complete pipeline using the following open-source software

Imaging: **VTK & ITK** <http://www.itk.org>

Filtering: **RORPO** <http://path-openings.github.io/RORPO/>

Extraction: **VMTK** <http://www.vmtk.org/>

Mesh Generation: **GMSH** <http://geuz.org/gmsh>

Blood Simulations: **Feel++** <http://www.feelpp.org>

MRI Simulations: **JEMRIS** <http://www.jemris.org>

Development

<https://github.com/vivabrain/angiotk>

Forum <https://gitter.im/vivabrain/angiotk>

Open-Source License BSD

FEEL++

A Framework for Numerical Simulations



Feel++ is an open-source C++ library dedicated to solve partial differential equations using a language very close to the mathematics embedded in C++.

Its features include:

- ▶ arbitrary order Galerkin methods from 1D to 3D
- ▶ various finite elements H^1 , L^2 , $H(\text{div})$, $H(\text{curl})$
- ▶ seamless parallel computing
- ▶ scale up to tens of thousands of cores
- ▶ In-Situ Visualisation

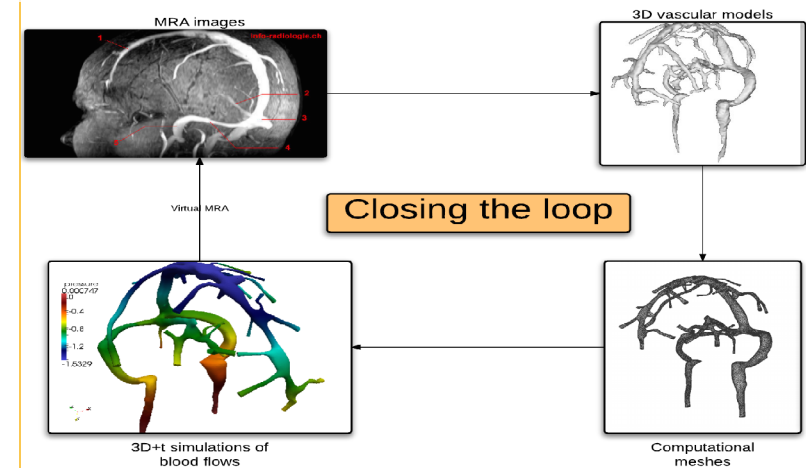
Website <http://www.feelpp.org>

Development <https://github.com/feelpp/feelpp>

Forum <https://gitter.im/feelpp/feelpp>

VIVABRAIN CONSORTIUM

Funded by ANR



Consortium



Funding

