



HAL
open science

Audio-visual speech scene analysis: Characterization of the dynamics of unbinding and rebinding the McGurk effect

Olha Nahorna, Frédéric Berthommier, Jean-Luc Schwartz

► **To cite this version:**

Olha Nahorna, Frédéric Berthommier, Jean-Luc Schwartz. Audio-visual speech scene analysis: Characterization of the dynamics of unbinding and rebinding the McGurk effect. *Journal of the Acoustical Society of America*, 2015, 137 (1), pp.362-377. 10.1121/1.4904536 . hal-01213897

HAL Id: hal-01213897

<https://hal.science/hal-01213897>

Submitted on 9 Oct 2015

HAL is a multi-disciplinary open access archive for the deposit and dissemination of scientific research documents, whether they are published or not. The documents may come from teaching and research institutions in France or abroad, or from public or private research centers.

L'archive ouverte pluridisciplinaire **HAL**, est destinée au dépôt et à la diffusion de documents scientifiques de niveau recherche, publiés ou non, émanant des établissements d'enseignement et de recherche français ou étrangers, des laboratoires publics ou privés.

1

2

3 **Audio-visual speech scene analysis: characterization of the**
4 **dynamics of unbinding and rebinding the McGurk effect**

5

6

7 Olha Nahorna, Frédéric Berthommier & Jean-Luc Schwartz⁽¹⁾

8

9

10 GIPSA-Lab, Speech and Cognition Department,
11 UMR 5216, CNRS – Grenoble University – France

12

13

14

15

16 **Suggested running title:** Binding dynamics in the McGurk effect

17

18 **Abstract**

19 While audiovisual interactions in speech perception have long been considered as
20 automatic, recent data suggest that this is not the case. In a previous study, Nahorna et
21 al. (2012) [J. Acoust. Soc. Am, **132**, 1061-1077] showed that the McGurk effect is
22 reduced by a previous incoherent audiovisual context. This was interpreted as showing
23 the existence of an audiovisual binding stage controlling the fusion process. Incoherence
24 would produce unbinding and decrease the weight of the visual input in fusion. The
25 present paper explores the audiovisual binding system to characterize its dynamics. A
26 first experiment assesses the dynamics of unbinding, and shows that it is rapid: an
27 incoherent context less than 0.5s long (typically one syllable) suffices to produce a
28 maximal reduction in the McGurk effect. A second experiment tests the rebinding
29 process, by presenting a short period of either coherent material or silence after the
30 incoherent unbinding context. Coherence provides rebinding, with a recovery of the
31 McGurk effect, while silence provides no rebinding and hence freezes the unbinding
32 process. These experiments are interpreted in the framework of an audiovisual speech
33 scene analysis process assessing the perceptual organization of an audiovisual speech
34 input before decision takes place at a higher processing stage.

35

36 Suggested PACS Classification numbers

37 Main section: 43.71

38 Detailed classification: 43.71.An, 43.71.Es

39 **Keywords:** audiovisual speech perception; multisensory coherence; conditional binding;
40 attentional mechanisms; audiovisual fusion

41

42 I. Introduction

43 A. The standard model of audiovisual fusion in speech perception

44 Audiovisual interactions in speech perception are generally described as an unconditional
45 fusion process in the sense that (1) visual and auditory modalities would be translated
46 into a common format and/or converge towards a given representational stage, where
47 the entries would be merged in a way still to define, and (2) this merging process would
48 be automatic, depending neither on the input stimuli nor on the context and in particular
49 not on possible attentional effects. In other words, if I_A and I_V are respectively the
50 auditory and visual inputs at time t , audiovisual perception would be described by the
51 following process:

$$52 P_{AV}(t) = F(I_A, I_V) \quad (\text{Eq. 1})$$

53 where $P_{AV}(t)$ is the percept at time t , and F is a fusion function whose output exclusively
54 depends on inputs I_A and I_V .

55 This framework provided the basis for explaining the results of the two main paradigms
56 for the study of audiovisual interactions: speech perception in noisy conditions, in which
57 the visual input enhances the intelligibility of auditory input degraded by acoustic noise
58 (Sumbly and Pollack, 1954; Erber, 1969; Benoît et al. 1994); and the McGurk effect, in
59 which two conflicting inputs (typically an audio “b” and a video “g”) are combined into
60 a specific fused percept, typically “th” or “d” (McGurk and MacDonald, 1976) .

61 The literature in the 80s and 90s was mainly focused on specifying the nature of the F
62 operator in (Eq. 1), and in particular on the two components of this operator: (1) the
63 nature of the common representation towards which the auditory and visual inputs
64 would converge before fusion, and (2) the mathematical content of the fusion operator.

65 The first question involved assumptions about auditory vs. motor recoding and the issue
66 about early fusion (combination of sensory inputs recoded into a common pre-
67 phonological format before decision occurs) vs. late fusion (separate classification of
68 sensory inputs followed by a decision fusion process, operating in a common space of
69 phonetic or phonological features): see reviews in Summerfield (1987) and Schwartz et
70 al. (1998). Concerning the second question, Massaro's group extensively studied the
71 fusion operator content. They proposed the Fuzzy-Logical Model of Perception (FLMP)
72 and presented systematic comparison of possible operators competing with the optimal
73 fusion operator realized by a multiplicative process in the FLMP (Massaro and Cohen,
74 1983; Massaro, 1987, 1989).

75

76 **B. Non-automaticity of the fusion process**

77 While the fusion process has long been considered as automatic (Massaro, 1987; Soto-
78 Faraco et al., 2004), works in the 90s and 2000s displayed various departures from this
79 hypothesis in several directions.

80 This began with the issue whether the fusion process might depend on the subject and
81 especially her/his culture and language. The pioneer experiments by Sekiyama and
82 Tohkura (1991, 1993) displayed lesser McGurk effect in Japanese compared to American
83 English and generated many studies and much debate in the 90s (e.g. Massaro et al.,
84 1993; Furster-Duran, 1996). It has however been obscured by methodological problems
85 associated with model comparison in an audiovisual perception experiment, since it is
86 difficult to disentangle what comes from unisensory perception (i.e. how subjects perceive
87 each input independently of the other) and what is actually due to fusion. We recently
88 showed how the use of a rigorous methodological framework for comparing models

89 (Schwartz, 2006) enables to confirm the existence of differences between subjects, some
90 subjects giving more weight to one or the other modality independently on the input
91 content (Schwartz, 2010). We can summarize this first point by assuming that the fusion
92 process is actually of the form:

$$93 \quad P_{AV}(t) = F(I_A, I_V, S) \quad (\text{Eq. 2})$$

94 where S represents the subject with her/his own specificities, both individual (“auditory”
95 vs. “visual subjects”) and possibly cultural or linguistic (Sekiyama and Burnham, 2008).

96 The second direction was provided in the 2000s by experiments showing the potential
97 role of attentional effects. In the “face-leaf” study by Tiippana et al. (2004), a visual
98 distractor (a transparent leaf gently moving on the speaking face) superimposed on a
99 conflicting audiovisual stimulus (such as seeing the face of a female speaker uttering “k”,
100 superimposed on a “p” sound) decreased the McGurk effect (with fewer fusion responses
101 “t” and more auditory responses “p”). The authors' interpretation was that the
102 participants attributed less weight to the visual modality in the fusion process because the
103 leaf distracted their visual attention (see also Andersen et al., 2001). Once again, the use
104 of a rigorous mathematical framework enabled to confirm this interpretation (Schwartz et
105 al, 2010) by introducing an attentional factor in the fusion process. This could be
106 formalized by the following equation:

$$107 \quad P_{AV}(t) = F(I_A, I_V, S, A) \quad (\text{Eq. 3})$$

108 where A represents a global attentional factor, modulated in the leaf-face experiment by
109 the visual distractor reducing the weight of the I_V visual input in the fusion process.

110 Later, experiments by Soto-Faraco' group showed that an attentional load applied to the
111 fusion process (consisting in superposing to the McGurk audiovisual speech perception

112 task an additional task involving the processing of other auditory, visual or tactile stimuli:
113 Alsius et al., 2005, 2007) decreased the McGurk effect. The authors concluded that the
114 fusion process was not automatic, but rather under the control of a global attentional
115 process modulated by the attentional load. In the framework of (Eq. 3), it could be
116 suggested that the attentional load factor is integrated inside the A term, resulting in a
117 decrease of the weight of the I_v visual input in the fusion process.

118 The passage from (Eq. 1) to (Eq. 3) can be computationally implemented in various
119 ways. We ourselves proposed an implementation based on the late-fusion multiplicative
120 FLMP model where fusion only depends on the unisensory inputs, in accordance with
121 Eq. 1. From that basis, we introduced a weighted fuzzy-logical model of perception,
122 WFLMP, in which fusion would also involve specific weights controlling the role of each
123 modality in the fusion process. This led to various implementation of the WFLMP, in
124 which weights depend on the subject's individual characteristics (Schwartz, 2010; Huyse
125 et al., 2013), attentional processes (Schwartz et al., 2010), or degradation of the auditory
126 or visual input (Heckmann et al., 2002; Huyse et al., 2013).

127

128 **C. Audio-Visual Speech Scene Analysis and the binding and fusion hypothesis**

129 A remarkable point in the studies by Tiippana et al. (2004) and Alsius et al. (2005) is that
130 the subjects were simultaneously processing multiple auditory or visual inputs (see also
131 Andersen et al., 2009; Alsius and Soto-Faraco, 2011). Then a question arises: how do
132 subjects succeed in segregating mixed sources in each unisensory flow before attempting
133 to fuse the adequate pieces of information? This is the issue of perceptual scene analysis.
134 The concept of auditory scene analysis (ASA) popularized by Bregman (1990) has largely
135 renewed our understanding of auditory processing, gradually imposing a model in which

136 a perceptual organization stage should intervene in the auditory categorization process by
137 specifying the different sources of information mixed in the scene before they could be
138 efficiently identified. Auditory scene analysis involves segmenting the scene into sensory
139 elements that should be grouped in respect to their common source, either by bottom-up
140 innate primitives or by learnt top-down schemas. The way various primitives, likely
141 detected in different auditory maps in the human brain, are grouped together to form a
142 whole percept is generally called the *binding problem*.

143 A multisensory scene such as a mixture of audiovisual speech sources contains both
144 acoustic and optic cues, likely resulting in auditory and visual primitives. The question
145 addressed by our group since a number of years concerns whether audiovisual scenes,
146 including multiple audiovisual speech streams, could involve an Audio-Visual Speech
147 Scene Analysis process in which auditory and visual primitives would be adequately
148 bound together before audiovisual fusion could occur. Studies in this area are rare, and
149 the classical conception is rather that monosensory grouping precedes multisensory
150 interactions, with a number of data in support of this view (Sanabria et al., 2005; Keetels
151 et al., 2007). However, some data suggest that audiovisual interactions could intervene at
152 various stages of the speech decoding process.

153 This includes the audiovisual speech detection advantage in which the presence of the
154 speaker's face has been shown to improve the detection of speech embedded in acoustic
155 noise (Grant and Seitz, 2000) and produce specific gains in intelligibility (Schwartz et al.,
156 2004). The audiovisual speech detection advantage happens to operate independently of
157 the possibility to understand speech, even in a foreign language (Kim and Davis, 2003) or
158 with time-reverse speech. The temporal correlation between the auditory and visual
159 components plays a crucial role in this process (Kim and Davis 2004). On the other way
160 round, an auditory stimulus comodulated with the visual stimulus of a talking face

161 improves the visibility of the talking face masked by interocular suppression (Alsius and
162 Munhall, 2013). In all these studies, it is suggested that audiovisual comodulation
163 provides a binding process able to fuse together acoustic and optic cues, improving the
164 detection of an audiovisual source or the extraction of audiovisual cues masked by
165 auditory or visual noise.

166 Furthermore, electrophysiological experiments display early audiovisual interactions in
167 the auditory cortex (Colin et al., 2002; Besle et al., 2004), showing that visual speech can
168 speed up the cortical processing of the auditory input as soon as 100ms after the stimulus
169 onset (van Wassenhove et al., 2005). Altogether, these data suggest that the visual speech
170 flow could modulate ongoing auditory feature processing at various levels (Bernstein et
171 al., 2004; Bernstein et al., 2008; Arnal et al., 2009; Eskelund et al., 2011).

172 This led Berthommier (2004) propose a two-stage model in which audiovisual coherence
173 between the auditory and the visual input would be computed prior to fusion, to
174 determine whether the two inputs are coherent and hence should be bound together and
175 produce perceptual fusion. This binding and fusion process would consist in conditioning
176 fusion on binding, just as Bregman reasoned that auditory perception should be
177 conditioned by auditory binding thanks to an auditory scene analysis process. It may be
178 described by an additional expansion of (Eq. 3):

$$179 \quad P_{AV}(t) = F(I_A, I_V, S, A, C_{AV}) \quad (\text{Eq. 4})$$

180 wherein C_{AV} represents an audiovisual coherence index enabling the subject estimate
181 whether the auditory and visual inputs should be fused or not.

182 This assumption found an experimental support in a series of experiments that we
183 conducted recently (Nahorna et al., 2012). In these experiments, we manipulated the

184 audiovisual coherence index C_{AV} by providing an audiovisual context prior to the
185 McGurk target. The context was either coherent (auditory and visual inputs from the
186 same source, namely a speaker producing a series of audiovisual syllables) or incoherent
187 (auditory and visual input from two different sources, for example the sound of the
188 speaker producing a sequence of acoustic syllables, dubbed on the image of the speaker
189 producing a sequence of sentences unrelated with the sequence of acoustic syllables).
190 There were two targets, one congruent (audiovisual “ba”) and one incongruent (the
191 McGurk target made of an auditory “ba” with a visual “ga”). The subject’s task consisted
192 in attempting to detect online “ba” or “da” syllables inside a film made of a series of such
193 (context + target) sequences, without knowing when they would occur in the film. The
194 online monitoring procedure aimed at emphasizing the role of audiovisual scene analysis
195 processes, the assumption being that with incoherent context, the subject would unbind
196 to a certain extent the auditory and visual streams and hence display less McGurk effect,
197 with more “ba” and less “da” responses to McGurk targets. It appeared that the McGurk
198 effect was indeed largely reduced in the incoherent context condition in respect with the
199 coherent context condition.

200 We interpreted these results in the binding and fusion framework, by assuming that:

- 201 (1) Without context, the subjects would be in a default state where pieces of
202 information are bound together, as it seems to be the case for auditory scene
203 analysis (see e.g. Bregman & Pinker 1978), and also for visual scene analysis
204 (Hupé and Pressnitzer, 2011). Therefore the auditory and visual inputs are
205 supposedly coherent and hence bound together;
- 206 (2) Subjects would estimate the audiovisual coherence index C_{AV} by the context. In
207 the incoherent context condition, this index suggests that sound and image should
208 not be bound together, which would decrease the role of the visual input in the

209 fusion process and hence decrease the amount of McGurk responses. This was
210 called by Nahorna et al. (2012) unbinding;

211 (3) In the coherent context condition on the contrary, the index would confirm that
212 sound and image should be bound together, hence the subject would stay in the
213 default state and display a stable McGurk effect.

214

215 **D. Dynamics of the binding process in audiovisual speech scene analysis**

216 We assume that the computation of the audiovisual coherence C_{AV} index is part of a
217 general scene analysis process, generalizing Bregman' ASA to audiovisual scenes. We
218 therefore consider that a major issue of current research on audiovisual fusion in speech
219 perception is the characterization of this binding and fusion process, and more generally
220 the understanding of what constitutes the audiovisual speech scene analysis system.

221 In this paper we capitalize on the “context + target” experimental paradigm developed by
222 Nahorna et al. (2012) to focus on the dynamics of the binding-unbinding process, around
223 two major questions.

224 ***1. Time constant of the unbinding process***

225 The first one deals with the precise time constant of the unbinding process. The
226 experiments in our previous work used rather long contextual stimuli, from around 3 s to
227 around 10 s. It appeared that the amount of unbinding – displayed by the amount of
228 decrease in the McGurk effect – was constant over this duration range. While McGurk
229 stimuli in a coherent context were identified as “ba” 60% to 70% of the time and as “da”
230 the remaining 40% to 30%, the application of an incoherent context decreased the
231 amount of “da” responses to about the half of their value without context, independent of

232 context duration. This result was obtained for both a strongly incoherent context
233 consisting in acoustic syllables dubbed on a completely different video material extracted
234 from sequences of unscripted sentences, and for a phonetically incoherent context
235 obtained by dubbing audio syllables on video syllables having a different phonetic value,
236 while maintaining audiovisual synchrony.

237 It remains to be established what happens for smaller context durations. This is the
238 objective of the first experiment in which we will assess the role of short incoherent
239 contexts, from 0 to 3 seconds, to see what is the minimal duration of incoherence
240 necessary for providing significant unbinding (as displayed by a significant decrease in
241 the amount of the McGurk effect) and when does maximal unbinding occur.

242 ***2. Conditions for rebinding after unbinding***

243 Supposing that the decrease in the McGurk effect produced by an incoherent audiovisual
244 contextual stimulus is indeed due to an unbinding mechanism, a question is to know
245 what kind of information is able to reset the system and put it back in its supposedly
246 bound default state.

247 The objective of the second experiment in the present paper is to attempt to answer this
248 question. For this aim, we will test whether applying a reset period of either coherent
249 material or silence after the incoherent unbinding context would enable to recover the
250 McGurk effect. The driving hypothesis of this experiment is the following: (1) the
251 incoherent context alone should decrease the McGurk effect and hence increase the
252 amount of “ba” responses; (2) the additional reset context, if it is efficient for rebinding,
253 should result in recovering the McGurk effect (possibly with a cumulative effect, that is
254 the amount of McGurk responses should increase for increasing durations of the reset
255 stimulus, back to its initial value without context when reset is long enough).

256

257 **II. Experiment 1: Time constant of the unbinding process**

258 The first experiment aimed at estimating whether short incoherent audiovisual contexts
259 could indeed modulate the McGurk effect and at assessing the role of context duration in
260 the range corresponding to 0 to 3 seconds of incoherence. The paradigm was quite
261 similar to the one used in Nahorna et al. (2012), consisting in online monitoring of
262 congruent and incongruent McGurk targets embedded in a coherent or incoherent
263 context. The general hypothesis was that incoherent contexts should decrease the amount
264 of fusion responses “da” to McGurk targets, the experimental question being to know
265 how this decrease would depend on context duration. Response times, which are seldom
266 studied in audiovisual perception experiments, were also analyzed to assess how they
267 would depend on the target and context.

268 **A. Materials and Methods**

269 ***1. Participants***

270 20 subjects, French native speakers without any reported history of hearing disorders and
271 with normal or corrected-to-normal vision participated in the experiment (4 women and
272 16 men, from 23 to 54 years old with mean 26.6, 19 right-handed and 1 left-handed).
273 They all gave informed consent to participate in the experiment and were not aware of
274 the purpose of the experiments.

275 ***2. Stimuli***

276 Subjects were presented with audiovisual films consisting of an initial part called context
277 followed by a second part called target (Figure 1). All stimuli were prepared from

278 audiovisual material produced by a French male speaker, JLS, with lips painted in blue
279 to allow precise video analysis of lip movements (Lallouache, 1990). The videos
280 consisted of the entire speaker's face, keeping natural colors apart from the blue make-up.
281 Recordings were digitized at an acoustic sampling frequency of 44.1 kHz and a video
282 sampling frequency of 50 Hz (25 images per second with two frames per image). All the
283 stimuli that will be described here under are exactly the same as those in Nahorna et al.
284 (2012), apart from smaller context durations in the present experiment compared with
285 Experiments 1 and 2 in Nahorna et al. (2012).

286 The target was either a congruent audiovisual "ba" syllable, or an incongruent McGurk
287 stimulus with an audio "ba" dubbed on a video "ga". To prepare incongruent "McGurk"
288 stimuli, the auditory channel of videos finishing with a "ga" was edited by replacing the
289 "ga" sound with a "ba" excerpt extracted from appropriate acoustic files. The "ba" sound
290 was positioned exactly at the same temporal position as the "ga" sound. Synchronization
291 was ensured by superposing temporal positions of the plosive burst at the onset of the
292 target stimulus. Congruent audiovisual "ba" syllables should be perceived as "ba", while
293 incongruent McGurk stimuli should often be perceived as "da" (McGurk and
294 MacDonald, 1976). The focus was actually on McGurk targets and the congruent "ba"
295 targets were only presented as controls.

296 There were three types of contexts in this experiment. The first type was coherent. It
297 consisted in a series of 1 to 5 audiovisual syllables extracted from random sequences
298 containing "pa", "ta", "va", "fa", "za", "sa", "ka", "ra", "la", "ja", "cha", "ma" or
299 "na". The speaker was instructed to produce a short silence between consecutive
300 syllables, which was necessary for further audio editing. The syllable rhythm was about
301 1.5 Hz, hence the context duration varied between 0.6 and 3 s depending on the number
302 of uttered syllables.

303 The second type was called strongly incoherent. This context consisted of either 1,2,3,4
304 or 5 acoustic syllables dubbed on an equally long stretch of a video of a speaker saying
305 sentences.

306 The third type was called phonetically incoherent. It was obtained by swapping the audio
307 content from one syllable to the other – keeping exactly the same video material as in the
308 coherent context condition – while maintaining a precise synchrony in time between the
309 auditory and visible syllables, hence the term phonetically incoherent. To maximize
310 audio-visual incoherence, syllables were firstly organized in five groups known to be
311 visually rather distinguishable (visemes): “pa, ma”, “fa, va”, “ta, na, sa, za”, “cha, ja”
312 and “ka, la, ra, ga”. Then the audio content of each syllable was swapped with the
313 content of a syllable from a different group. For each syllable, care was taken to maintain
314 perfect synchrony between the sound and the image by dubbing the sound with the burst
315 onset at exactly the same position as the original sound. Again, context duration was
316 varied, such that the context consisted of either 1,2,3,4 or 5 audiovisual syllables.

317 As recalled in Section I.C.1, both sets of incoherent contexts have already been shown in
318 Nahorna et al. (2012) to produce a significant decrease in the McGurk effect for context
319 durations larger than 5 syllables (typically 3 seconds). Therefore the question in
320 Experiment 1 is to know what happens for smaller durations.

321 A fixed set of target stimuli (comprising “ba” and “McGurk” stimuli) was used all along
322 the experiment. McGurk stimuli were presented three times more than congruent stimuli,
323 which served as controls. There were 4 different “ba” targets and 12 different McGurk
324 targets, positioned at the end of each of the three sets of context sequences and for each of
325 the 5 context durations (all 12 McGurk tokens and 4 ba targets were used equally often in
326 each condition). To ensure continuity between the end of the context stimulus and the

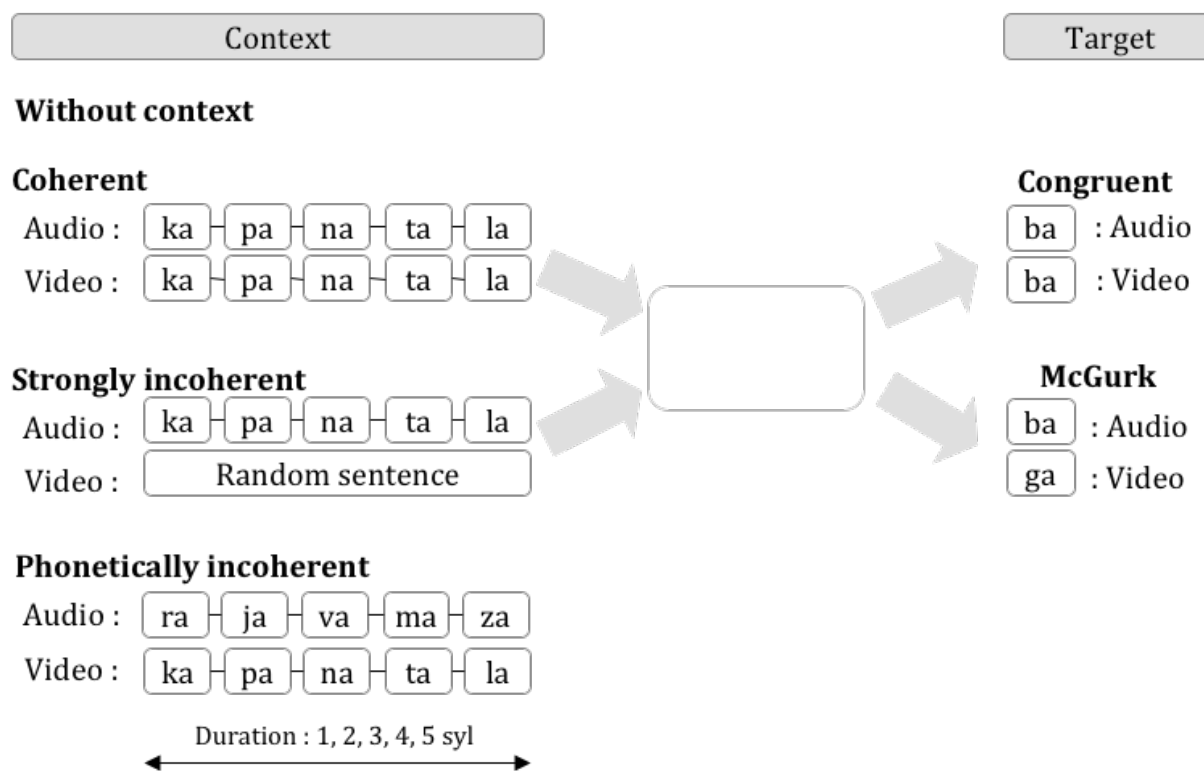
327 onset of the target stimulus, a 200-ms transition stimulus (5 images without sound) was
328 inserted between context and target (with a progressive linear shift from face to black
329 from images 1 to 3, and a progressive linear shift from black to face from images 3 to 5).
330 Fading is a “necessary evil” to be able to carefully control both contexts and targets,
331 hence finding a way to stick together these two pieces of audiovisual material. It could
332 potentially predict the occurrence of targets, but does so then for all conditions. This
333 would in fact provide some reset ingredient potentially decreasing the role of incoherent
334 contexts, hence we cannot dismiss the assumption that incoherence effects could be
335 *underestimated* because of a possible resetting effect due to fading. Subjects however never
336 complained that there was a perturbing discontinuity from context to target, discontinuity
337 actually being very difficult to notice thanks to the dubbing procedure described above⁽²⁾.

338 An additional set of stimuli consisting in targets without context (4 “ba” and 12 McGurk
339 targets) was also presented. These stimuli, introduced to provide a kind of reference for
340 evaluation of the role of context, were not contained in the experimental plan (with three
341 contexts and five context durations) hence they had a special status in the statistical
342 analyses (see later).

343 This provides altogether 256 stimuli: 3 contexts * 5 durations * (12 McGurk targets + 4
344 “ba” targets) + (12 McGurk targets + 4 “ba” targets) without context. The 256 stimuli
345 were concatenated into a single film, with a 840-ms inter-stimulus silent interval. The
346 video component of this silent interval was made of the repetition of the last image of the
347 previous stimulus. Such a short inter-stimulus interval was selected to put the subjects in
348 a real monitoring task where there was large uncertainty about the temporal arrival of
349 possible targets, to decrease as much as possible post-decision biases on target detection.
350 A film was hence made of a random succession of coherent and incoherent contexts at all
351 durations, and of targets without context (this was *not* a context-blocked experiment). All

352 acoustic files were globally normalized in intensity to ensure that they were presented at
 353 the same level. We prepared 5 different films with 5 different orders of the 256 stimuli
 354 (each film lasted about 15 minutes). Each subject was presented with one film, the 5 films
 355 being equally distributed between the 20 subjects (4 subjects per film).

356



357

358 **Figure 1** – Organization of stimuli in Experiment 1

359

360 **3. Procedure**

361 The subject's task was to detect online "ba" or "da" syllables (syllable monitoring task),
 362 without knowing when they could occur in the sequence. The experiment consisted of
 363 syllable monitoring with two possible responses – "ba" or "da" (responses entered on a
 364 keyboard, with one button for "ba" and one for "da", the order of buttons being equally

365 distributed across subjects). Therefore, subjects could provide responses at any time along
366 the monitoring process.

367 The experiment was monitored by the Presentation® software (Version 0.70,
368 www.neurobs.com). It was carried out in a soundproof booth with the sound presented
369 through an earphone at a fixed level for all subjects, the level being adjusted to be
370 comfortable for the task (around 60 dB Sound Pressure Level). The video stream was
371 displayed on a screen at a rate of 25 images per second, the subject being positioned at
372 about 50 cm from the screen. Instructions were to constantly look at the screen, and each
373 time a “ba” or a “da” was perceived, to immediately press the corresponding button
374 (displayed by the experimenter at the beginning of the experiment).

375 ***4. Processing of responses***

376 The number of “ba” and “da” responses to the targets was computed for each subject and
377 each condition. Since the task was syllable monitoring and the subjects did not know
378 when the targets would occur, they could detect “ba” or “da” at any time and also fail to
379 detect the target (failures either due to lack of response or multiple different responses to
380 the target stimulus).

381 Analysis of response times enabled us to specify a protocol in which only responses
382 within 1200 ms after the target syllable acoustic onset were considered (target onset was
383 manually detected with the support of the MATLAB 7.6.0 software). This choice was
384 constrained by the short inter-stimulus interval (840 ms): 1200 ms after the burst onset of
385 the target stimulus was typically the onset time of the next stimulus. Furthermore,
386 responses intervening less than 200 ms after the burst were also discarded (see e.g.
387 Ratcliff & Rouder, 1998; van Maanen et al., 2012). In the case of two different responses
388 inside this [200-1200] window, the responses were discarded. Altogether (that is adding

389 the number of misses or different responses to the target), this resulted in a total of 8.9%
390 of cases with no response to a target stimulus. This amount is not surprising considering
391 that the subjects only had two possible answers at their disposal while McGurk stimuli
392 could result in percepts other than “ba” and “da” in French (Cathiard et al., 2001), and
393 that they had less than 1.2 s to answer online. The number of no-response was actually
394 larger for McGurk than for “ba” targets. Importantly, the amount of cases with no
395 response was rather stable for McGurk targets across the three context conditions,
396 varying between 9.3 and 11%, hence this protocol did not bias the following analyses.

397 Response time was defined as the time separating the plosive burst at the onset of the
398 target stimulus and the response (within the 1200 ms cutoff) measured with the
399 Presentation® software. For each (subject, target, context, duration) condition, the mean
400 response time was estimated by averaging the response times for all stimuli in the
401 corresponding condition.

402 *5. Statistical analyses*

403 Considering responses, analyses were performed on proportions of “ba” responses over
404 the total number of “ba” plus “da” responses (ignoring cases where no response was
405 provided by the subjects), after processing them with an $\text{asin}(\text{sqrt})$ transform to ensure
406 quasi-Gaussian distribution of the variables involved. A systematic check was made that
407 other analyses performed either on the proportions of “ba” responses over the total
408 number of stimuli (“ba” plus “da” plus no response) or on the proportions of “da”
409 responses over the total number of stimuli provided the same significant and non-
410 significant effects. Since “ba” targets were only there as controls, the analysis of
411 responses was focused on McGurk targets.

412 To quantitatively assess the comparative role of the three contexts and their five
413 durations, a repeated-measures ANOVA was done on transformed proportions of “ba”
414 responses for McGurk targets, with context (3 values) and context duration (5 values) as
415 independent variables and subject as a random-effect factor. Greenhouse–Geisser
416 correction was applied in case of violation of the sphericity assumption. When
417 appropriate, we used post-hoc analyses of differences between two conditions with
418 Bonferroni corrections, and reported differences as significant in case of a Bonferroni-
419 corrected value $p < 0.05$. Importantly, the data for targets without context were not
420 considered in the ANOVA since they are not part of the experimental plan with 3
421 contexts and 5 context durations. However, since they were recorded to provide a
422 reference, specific t-tests comparing the context conditions to this no-context condition
423 have been conducted following the results of the ANOVA.

424 Considering mean response times per subject and condition, a repeated-measures
425 ANOVA was performed on the logarithm of these values for ensuring normality of the
426 distributions, with the same independent variables as previously. A repeated-measures
427 ANOVA was done on logarithms of mean response times with target (2 values), context
428 (3 values) and context duration (5 values) as independent variables and subject as a
429 random-effect factor. Once again, the no-context condition was not introduced in these
430 ANOVAs and rather played the role of a baseline for evaluating the role of context.

431

432

433

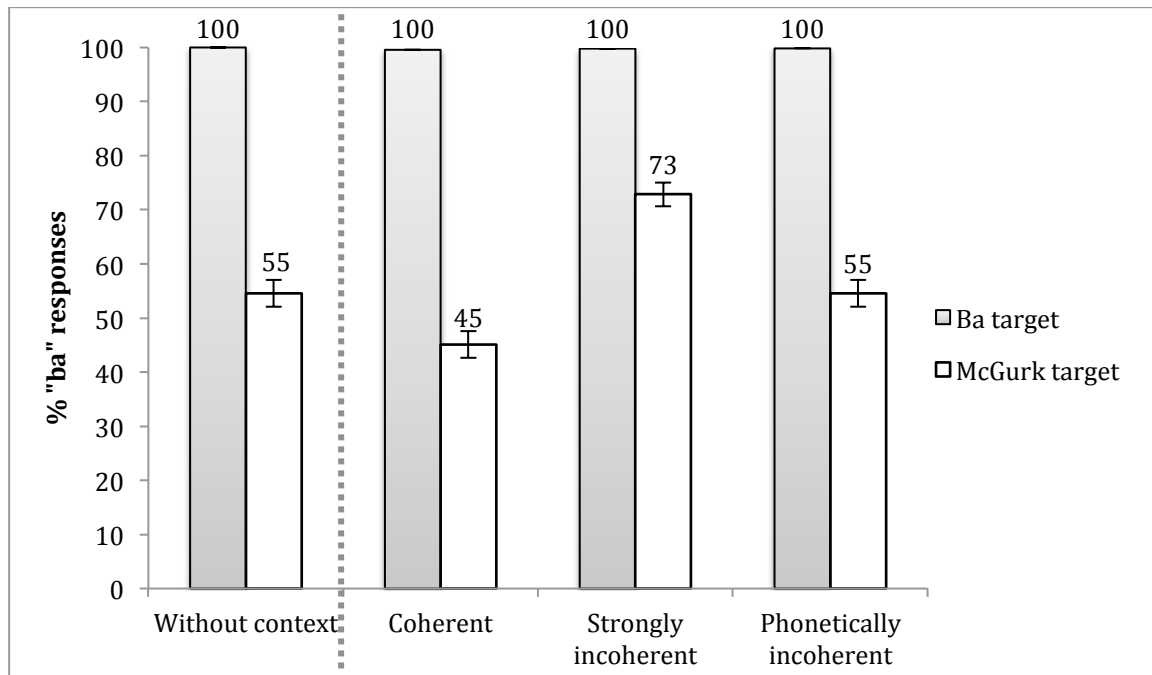
434

435 **B. Results**

436 *1. Effect of context on the amount of “ba” responses*

437 The results of the subjects' responses (proportion of “ba” responses relative to the total
438 number of “ba” + “da” responses) for both targets in the three contexts and without
439 context are set out in Figure 2. “ba” targets are classified as “ba” in all contexts with a
440 score close to 100% (varying between 98.3% and 99% in the three contexts). McGurk
441 targets produce a smaller proportion of “ba” responses, but this proportion is much larger
442 in the strongly incoherent and slightly larger in the phonetically incoherent contexts than
443 in the coherent context. The repeated-measures two-factor ANOVA on scores for
444 McGurk targets shows that the effect of context is indeed significant [$F(2,38)=58.425$,
445 $p<0.001$]). Post-hoc analysis confirms that the differences between the three contexts are
446 significant. The increase in the proportion of “ba” responses to McGurk targets from the
447 coherent (45%) to the strongly incoherent context (73%) is very large and corresponds
448 actually to a reduction of the McGurk effect by half (from 55% of “da” responses with
449 coherent context to 27% with strongly incoherent context). The difference is much
450 smaller – though significant – with the phonetically incoherent context (10% increase in
451 “ba” responses from 45% to 55%). Paired t-tests comparing either the target with
452 coherent context or the target with phonetically incoherent context to the reference
453 provided by the target without context provide no significant difference (without context
454 compared to coherent context: 55% vs. 45%, [$t(19)=1.54$, $p>0.139$]; without context
455 compared to phonetically incoherent context: 55% vs. 55%, [$t(19)=0.001$, $p=1$]).

456



457
458

459 **Figure 2** – Percentage of “ba” responses (relative to the total number of “ba” + “da”
460 responses) for the two targets in the three contexts and without context.

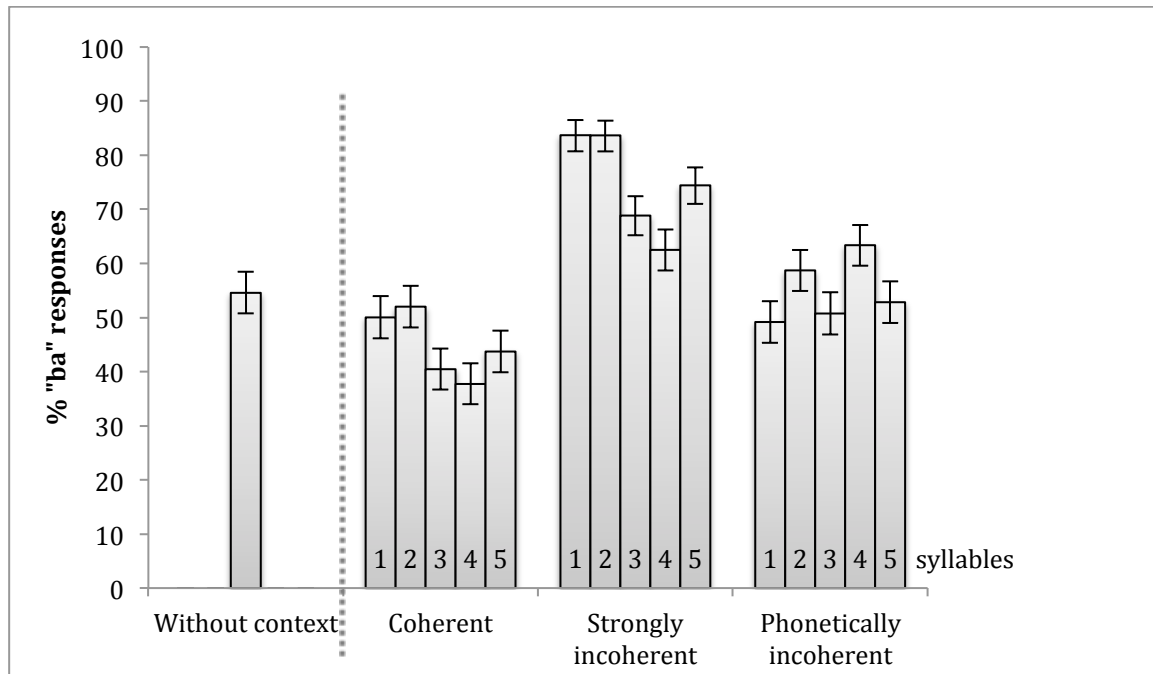
461

462 **2. Effect of context duration**

463 Concerning durations, the ANOVA displays a main effect of the duration factor
464 [F(4,76)=5.44, $p < 0.001$] and a significant interaction with context [F(8,152)=3.558,
465 $p < 0.001$] (Fig. 3). Post-hoc analyses show that the duration factor is significant only for
466 the strongly incoherent context. For this condition, the only significant differences are
467 between durations 1 or 2 syllables on one hand and 4 syllables on the other hand.
468 Globally, the trend for the strongly incoherent context is that the strong reduction of the
469 McGurk effect is not only quick, complete as soon as one syllable of incoherent context,
470 but even larger for the smallest context durations. We will propose possible
471 interpretations of this unexpected fact later in the discussion. Concerning the phonetically
472 incoherent context, since duration does not seem to matter, this suggests that the small

473 reduction of the McGurk effect with this context compared with the coherent context is
 474 rapid and complete for a one-syllable duration, as for the other incoherent context.

475
 476



477
 478

479 **Figure 3** – Percentage of “ba” responses for McGurk targets for the three contexts
 480 and their five durations, compared to targets without context.

481

482 **3. Contextual effects provided by previous stimuli**

483 A possible problem in the previous analyses concerns the possibility that the response to a
 484 given stimulus may be influenced by the previous stimulus. This would produce possible
 485 spillover effects, e.g. the no-context condition would in fact be influenced by the previous
 486 coherent or incoherent contexts; or the coherent context condition would be
 487 contaminated by a previous stimulus with an incoherent context, etc. This question was
 488 already discussed in our previous study (Nahorna et al., 2012), and we will provide the
 489 same kind of analyses to evaluate this question. Firstly we performed a new repeated-

490 measures ANOVA on global scores (all context durations together) for McGurk targets,
491 with three factors: subject (random), context and preceding context (fixed). Notice that
492 although the set of target stimuli is of course the same from one context to the other, it
493 is not controlled for being the same from one previous context to the other, which
494 makes this analysis arguable. It appears that both the effects of context [$F(2,38)=51.192$,
495 $p<0.001$] and preceding context [$F(2,38)=4.252$, $p=0.022$] are significant, but not their
496 interaction [$F(4,76)=0.335$, $p=0.854$]. The significant effect of context corresponds to the
497 results presented previously (see Section II.B.1 and Fig. 2). The significant effect of
498 preceding context suggests that it plays a role in the binding and decision process, with a
499 mean 5.5% increase in “ba” responses (averaged over all McGurk targets for the three
500 contexts) from a preceding context which is coherent to a preceding context which is
501 strongly incoherent. The lack of significant interaction means that the effect of preceding
502 context is the same for all current contexts.

503 However, we reasoned in Nahorna et al. (2012) that another important bias could come
504 not from the previous *stimulus* but from the previous *response*. Indeed, if the preceding
505 context is strongly incoherent, the preceding response to McGurk targets is more often a
506 “ba”. Might this play a role in the decision for the next McGurk target? Actually, this
507 should be the case, considering two classical response biases that are recalibration and
508 contrast (Bertelson et al., 2003; Vroomen and Baart, 2011). Recalibration effects appear
509 when subjects modify their categories – and hence their decisions – in relation with the
510 decision they took for previous stimuli. The possibility here would be that when a subject
511 categorizes a given McGurk stimulus as “ba” (respectively “da”), there is an increased
512 chance that the next McGurk stimulus will stay perceived as “ba” (respectively “da”).
513 Contrast effects appear when the response to a stimulus in a given category C1

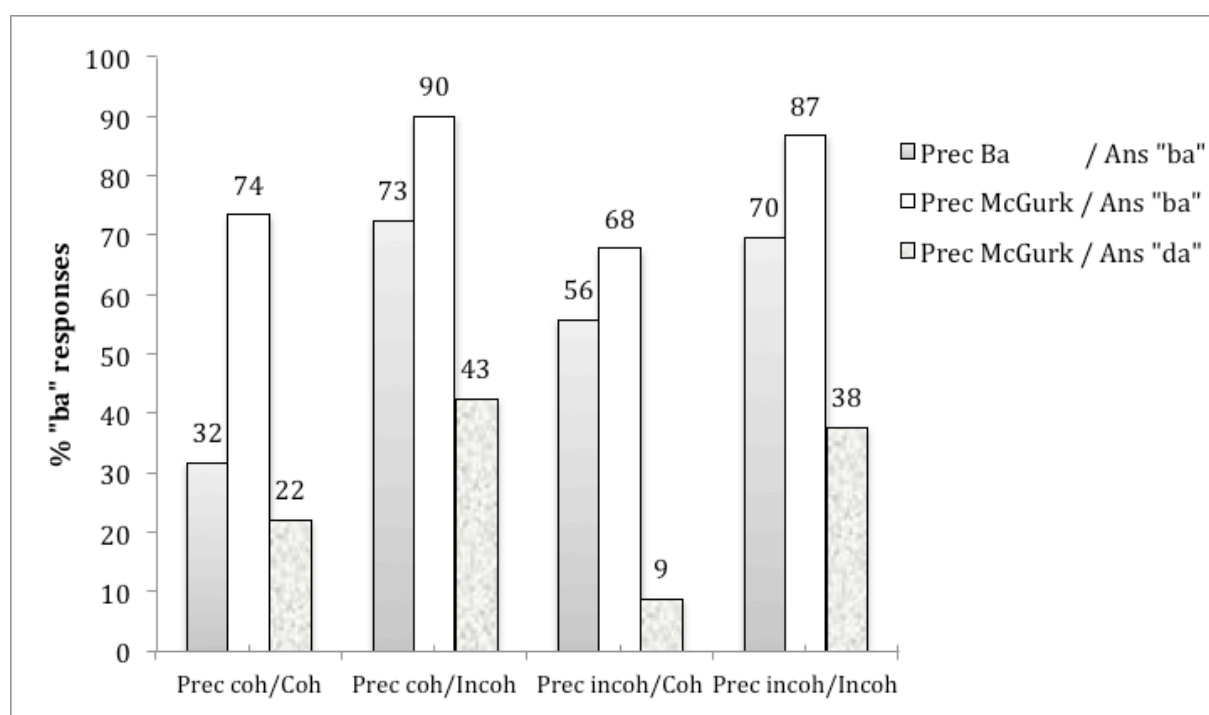
514 (contrasted to another category C2) is more likely to be “C1” if the preceding stimulus
515 was in category C2 than if it was in category C1.

516 These two kinds of effects were indeed clearly displayed in the data analyzed by Nahorna
517 et al. (2012). The same phenomenon appears in the present study, as can be seen on
518 Fig. 4 where we report the scores for McGurk targets depending on context, preceding
519 context and preceding response (incoherent context in this figure is the strongly
520 incoherent context: we do not present results for phonetically incoherent context to make
521 the figure clearer). On this figure, we observe the difference between the coherent and
522 incoherent contexts with more “ba” responses in the second case (the “ba” score
523 increases when comparing the first set of 3 bars with the second one, or the third one with
524 the fourth one). However, there is in each case a large modulation depending on the
525 preceding stimulus and response. Indeed, for each set of 3 bars (that is for each
526 configuration of precedent context and present context) there is a recalibration effect with
527 a much larger “ba” score when the precedent target was a McGurk target with “ba”
528 response, compared with the “ba” score when the precedent target was a McGurk target
529 with “da” response. There is also probably a contrast effect with a decrease in “ba”
530 responses when the previous target was a “ba” compared to when it was a McGurk target
531 with “ba” response – though it is not easy to disentangle contrast from recalibration.

532 Of course, since the preceding context modifies the amount of “ba” responses to the
533 McGurk targets, the induced response biases may explain the effect of preceding context
534 displayed in the ANOVA. Actually, the size of recalibration effects (50% or more in Fig.
535 4) is much larger than the size of the global effect due to the preceding context. Once the
536 previous decision is taken into account, if we compare the first set of three bars with the
537 third one or the second one with the fourth one in Fig. 4, we notice that in most cases the
538 amount of “ba” responses is in fact *higher* when the preceding context is coherent

539 compared with when it is incoherent. Therefore altogether, we may consider that the
 540 present results are not contaminated – or at most very weakly – by the context of a
 541 previous stimulus, though they are subject to classical contrast and recalibration
 542 phenomena providing some decision biases. It might appear surprising that context
 543 effects are more or less restricted to one target and seem more or less “reset” when the
 544 next stimulus is presented: we will come back on this point in the General Discussion
 545 (Section IV.3).

546



547

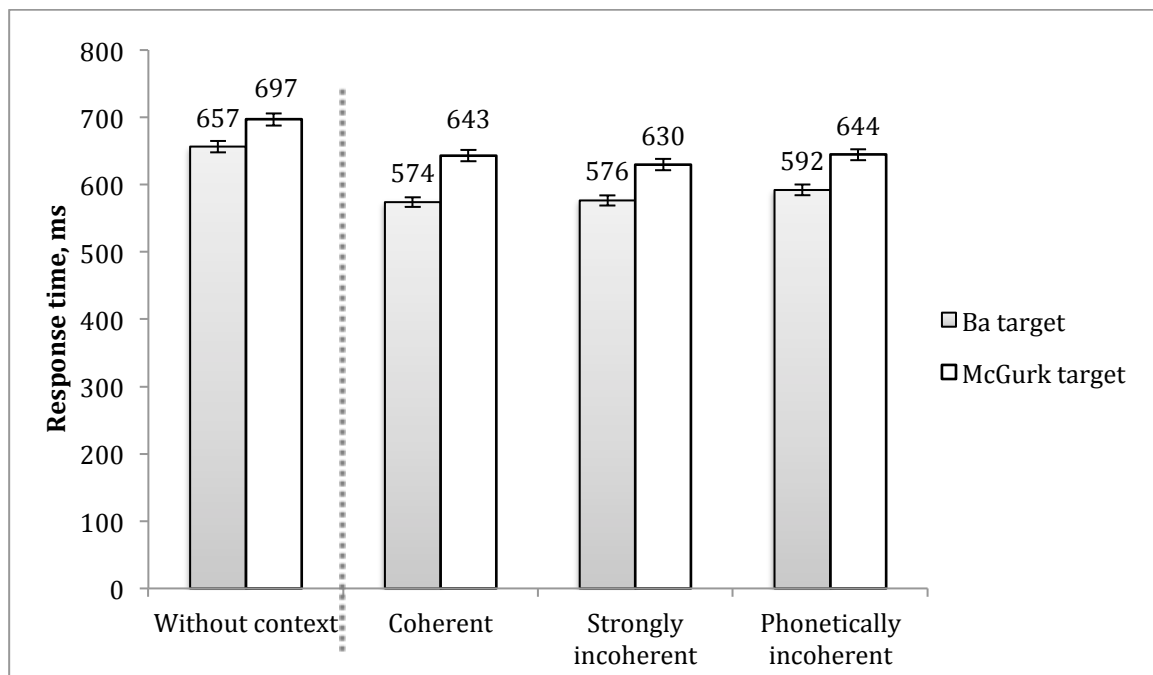
548 **Figure 4** – Effect of the preceding decision in Experiment 1. Responses to McGurk
 549 stimuli depending on context (“Coh” for coherent, “Incoh” for incoherent), preceding
 550 context (“Prec coh” for coherent preceding context, “Prec incoh” for incoherent
 551 preceding context), preceding target stimulus (“Prec ba” vs “Prec McGurk”) and
 552 previous answer (“Ans ba” for previous “ba” target, “Ans ba” and “Ans da” for previous

553 “McGurk” target). Incoherent context in this figure is the strongly incoherent context: we
 554 do not present results for phonetically incoherent context to make the figure clearer.

555

556 *4. Analysis of response times*

557 Mean response times for both targets in the three contexts and without context are set out
 558 in Figure 5. Response times appear to be globally larger without context, and not
 559 different from one context to the other. Response times are also systematically larger for
 560 McGurk targets. These trends are confirmed by the three-way ANOVA. There is a
 561 significant effect of target [$F(1,19)=28.52$, $p<0.001$], with a 58.3 ms difference between
 562 mean response times for “ba” and McGurk targets. There is no effect of context, either
 563 alone or in interaction with any other factor.



564
 565

566 **Figure 5** – Mean response times for the two targets

567

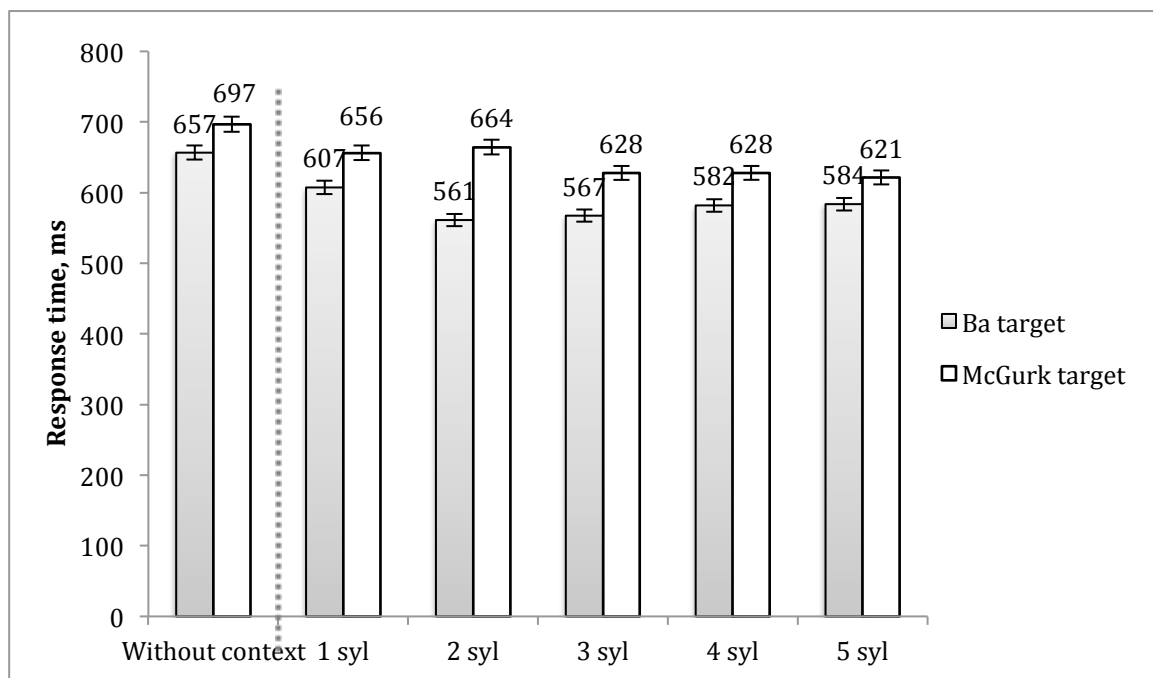
in the three contexts and without context.

568

569 There is also a significant effect of context duration [$F(4,76)=3.41$, $p<0.03$] and of the
570 interaction between target and context duration [$F(4,76)=4.16$, $p<0.004$]. The effect of
571 duration is displayed in Figure 6. It appears a global trend in which response time
572 decreases with context duration, from no context to 5 syllables. Post-hoc analyses display
573 significant differences between response times (averaged over “ba” and McGurk targets)
574 at 1 vs. 2 and 3 syllables. The effect of duration could be due to the fact that context
575 enables the subjects to prepare the arrival of the target stimulus and hence respond more
576 quickly when it finally arrives. This could explain the trend for having larger response
577 times without context (Figure 5).

578

579



580

581

Figure 6 – Mean response times for the two targets

582

in the five context durations and without context.

583

584

585

586 **C. Discussion**

587 Four major facts emerge from this experiment. Firstly, the present data confirm those
588 obtained in the princeps study by Nahorna et al. (2012): various kinds of incoherent
589 audiovisual contexts decrease the strength of the McGurk effect and increase the amount
590 of auditory responses to McGurk targets. For strongly incoherent contexts the size of the
591 reduction in the McGurk effect is similar in the present data and in the previous ones by
592 Nahorna et al. (2012): typically a reduction by half. For phonetically incoherent contexts
593 the size is much smaller, though significant: while there was also a reduction of the
594 McGurk effect by half compared with the coherent context in the princeps paper (see
595 Experiment 2 in Nahorna et al., 2012) it is much smaller here (55% ba” responses with
596 phonetically incoherent context vs. 45% for coherent context, see Figure 2). This is likely
597 due to the fact that both incoherent contexts were presented in the same experiment here
598 while they were studied in two separate experiments in the previous study. This seems to
599 have induced a kind of calibration process for subjects of the present study, in which the
600 size of incoherence is compared from one stimulus to another. However the present data
601 confirm that pure phonetic audiovisual incoherence keeping a perfect audiovisual
602 synchrony allows some amount of unbinding between sound and image when compared
603 with coherent context. But they show that this is only a small part of the total amount of
604 incoherence available in the strongly incoherent context: hence the corresponding
605 amount of decrease in the McGurk effect is much smaller for pure phonetic incoherence.

606 Secondly, we now have a clear confirmation that the unbinding effect is rapid. One
607 syllable seems to suffice to produce an effect as large as the effect of five syllables – and in

608 Nahorna et al. (2012) there was no difference between 5 and 20 syllables. Hence it seems
609 that unbinding is almost complete with a small duration of incoherence (around 600 ms),
610 typically one syllable. This appears to be the case for both contexts. For the strongly
611 incoherent context, there is even a trend that small durations (1 or 2 syllables) produce a
612 larger decrease in the McGurk effect than larger ones (4 syllables). This is rather
613 counterintuitive. It could be due to non-monotonous contrast effects in the computation
614 of audiovisual coherence (with a kind of incoherence adaptation effect that would
615 increase the size of perceived incoherence at the first time when some incoherence is
616 perceived). It could also be related with the increase in response times for short contexts
617 compared to longer ones (see Figure 6). Indeed, this could be taken as an indicator that
618 the subject is surprised by the arrival of the target for short contexts, and that surprise
619 could lead to decreased fusion, considering the audiovisual integration has been shown to
620 falter under high attention demands (Alsius et al., 2005).

621 The third point concerns the nature of the default state. Our hypothesis was that without
622 context subjects would be in a default state of binding. The mere fact that the McGurk
623 effect exists shows that there is indeed a certain amount of binding without context. It
624 remains to be known if binding is maximal in the default state. The fact that there is no
625 significant difference between the no-context and coherent context conditions and no
626 effect of context duration for the coherent context condition suggests that this might be
627 the case. This is further supported by the results from our previous study, where we found
628 no effect of context duration from 5 to 20 syllables. However, since the phonetically
629 incoherent context also displays no significant difference with the no-context condition,
630 we cannot dismiss the possibility that there would be in fact no unbinding effect of the
631 phonetically incoherent context compared with the no context condition (the default
632 state) and some increase of the amount of binding when a coherent context is applied to

633 the default state. The (non significant) 10% decrease of the “ba” percentage from the no-
634 context condition to the coherent context condition (see Fig. 2), together with the (non
635 significant) decrease trend of the “ba” score in the coherent context when context
636 duration increases from 1 to 5 syllables (see Fig. 3) might call for further experiments to
637 test this assumption. Let us conclude, to summarize the discussion of this third point,
638 that the default state (without context), which we will still consider as “bound” since it
639 displays a certain amount of audiovisual integration, is perhaps not maximally bound;
640 and that the possible increase in binding that could be produced by a coherent context, if
641 it exists, does not seem very large.

642 The last important finding in Experiment 1 is that response times are consistently larger
643 for McGurk targets than for congruent “ba” targets independently on the effects of
644 context (Figure 5). This is rather striking considering the size of context effects on the
645 scores of “ba” responses. Indeed, it is classically considered that response times in such
646 experiments rely heavily on the ambiguity of the stimulus to process (Massaro and
647 Cohen, 2003). In the present case, the ambiguity in McGurk targets is largely reduced by
648 the very incoherent context: while these targets are identified close to 50% as “ba”
649 (actually 45% “ba” vs. 55% “da”) in the coherent context, they are perceived as 73% as
650 “ba” in the very incoherent context (see Figure 2). However this does not result in any
651 significant change in response times: context seems to modify the response but not the
652 response time. This suggests that the increase in response times for McGurk stimuli is
653 due, at least partly, to the detection of a local audiovisual incoherence, which seems to
654 slow the response independently on the response itself. We will come back to this point
655 in the general discussion.

656

657 **III. Experiment 2: Testing the existence of a rebinding** 658 **process**

659 The results of Experiment 1 clearly show that an incoherent context results in a decrease
660 of the McGurk effect, which is due in our interpretation to an unbinding mechanism. The
661 objective of Experiment 2 is to know what kind of information is able to reset the system
662 and put it back in its bound default state (recalling the previous discussion about the fact
663 that the default state is not necessarily “maximally bound”), that is enhance the McGurk
664 effect again so that it recovers the level it has with no contextual stimulus before the
665 McGurk target.

666

667 **A. Materials and Methods**

668 ***1. Participants***

669 20 French subjects without hearing or vision problems participated in the experiment (9
670 women and 11 men, from 18 to 60 years old, mean 25.7, 19 right-handed and 1 left-
671 handed). They all gave informed consent to participate in the experiment, and were not
672 aware of the purpose of the experiments.

673 ***2. Stimuli***

674 The stimuli, described in Figure 7, consisted in a succession of three components (with a
675 5-images fading between consecutive stimuli as in Experiment 1):

- 676 - A *context* which could be either coherent or “strongly incoherent” in the sense of
677 Experiment 1. Therefore we discarded phonetically incoherent context in this

678 experiment, to focus on the two most extreme variants that are coherent and
679 strongly incoherent. In the following of Experiment 2, incoherent will refer to the
680 strongly incoherent type of context. Considering the results of Experiment 1
681 showing no influence of context duration for coherent context, and a small
682 significant difference between small (1 or 2 syllables) and large (4 syllables)
683 durations for strongly incoherent contexts, we used only 2-syllable and 4-syllable
684 durations;

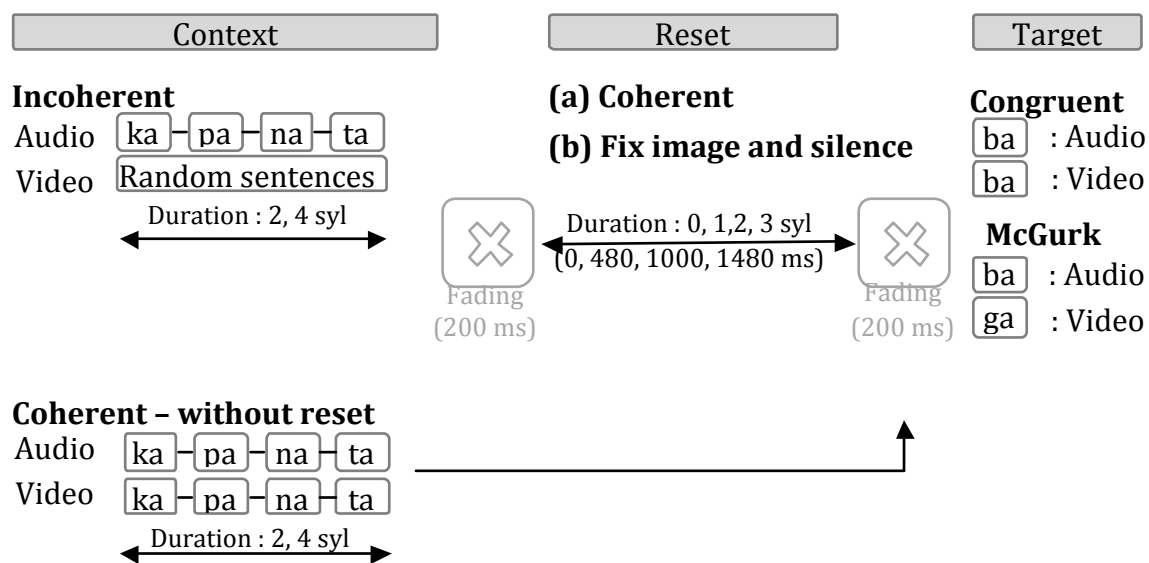
685 - a *reset* stimulus consisting in either 0, 1, 2 or 3 coherent audiovisual syllables
686 (*coherent reset*) or audio silence with fixed image of duration 0, 480, 1000, 1480 ms
687 corresponding roughly to the same duration as the 0-, 1-, 2- or 3-syllable coherent
688 reset condition (*fixed reset*). The reset was inserted only after incoherent contexts:
689 coherent contexts were followed directly by the target, and used only as controls
690 in this experiment. Notice that the “0-syllable reset” conditions actually mean no
691 reset at all, and that these conditions are of course the same for both the coherent
692 reset and the fixed reset, though it was necessary to introduce both conditions to
693 ensure a full factorial design;

694 - and finally a *target* which could be, as in Experiment 1, either a congruent
695 audiovisual “ba” or a McGurk stimulus consisting in an audio “ba” dubbed on a
696 video “ga”. As in Experiment 1, McGurk targets were presented three times more
697 than congruent “ba” targets, which served as controls.

698 Stimuli were presented to participants in two blocks, one block with coherent reset and
699 the other one with fixed reset. Each block comprised stimuli with either the coherent
700 context (with 2 possible durations) with no reset, or the incoherent context (2 possible
701 durations) followed by the reset (4 possible durations). Hence there were altogether 10
702 conditions per block, with 4 different occurrences of a “ba” target and 12 different

703 occurrences of a McGurk target per condition, with a total of 160 stimuli in a block,
 704 presented in a random order and organized in a film as in Experiment 1, with the same
 705 840-ms inter-stimulus interval. The order of blocks was randomized between the 20
 706 subjects with 10 subjects per order.

707



708

709

Figure 7 – Organization of stimuli in Experiment 2.

710

711 **3. Procedure, processing of responses and statistical analyses**

712 Procedure and response processing were exactly the same as in Experiment 1. The
 713 number of missing responses in this experiment (still with the [200-1200 ms] cut off
 714 procedure) was less than in Experiment 1 (7.6%), Once again however, the amount of
 715 cases with no response for McGurk targets was rather stable across the two reset
 716 conditions, varying between 7 and 9.4%.

717 Statistical analyses were performed on the same variables as in Experiment 1: for each
718 subject and condition, proportions of “ba” responses over the total number of “ba” plus
719 “da” responses processed with an $\text{asin}(\text{sqrt})$ transform, and logarithm of mean response
720 times. Only the stimuli with incoherent context plus reset were submitted to repeated-
721 measures ANOVAs, the stimuli with coherent context without reset being only
722 considered as a baseline over which unbinding and rebinding were evaluated.

723

724 **B. Results**

725 *1. Analysis of “ba” responses*

726 As in Experiment 1, the “ba” target leads to 100% “ba” responses in both experiments
727 and in all conditions. Therefore, as planned, we will concentrate on McGurk targets. A
728 repeated-measures three-factors ANOVA on scores for McGurk targets with factors
729 context duration (2 vs. 4 syllables), reset type (fixed vs. coherent) and reset duration (0, 1,
730 2 or 3 syllables) shows the following results.

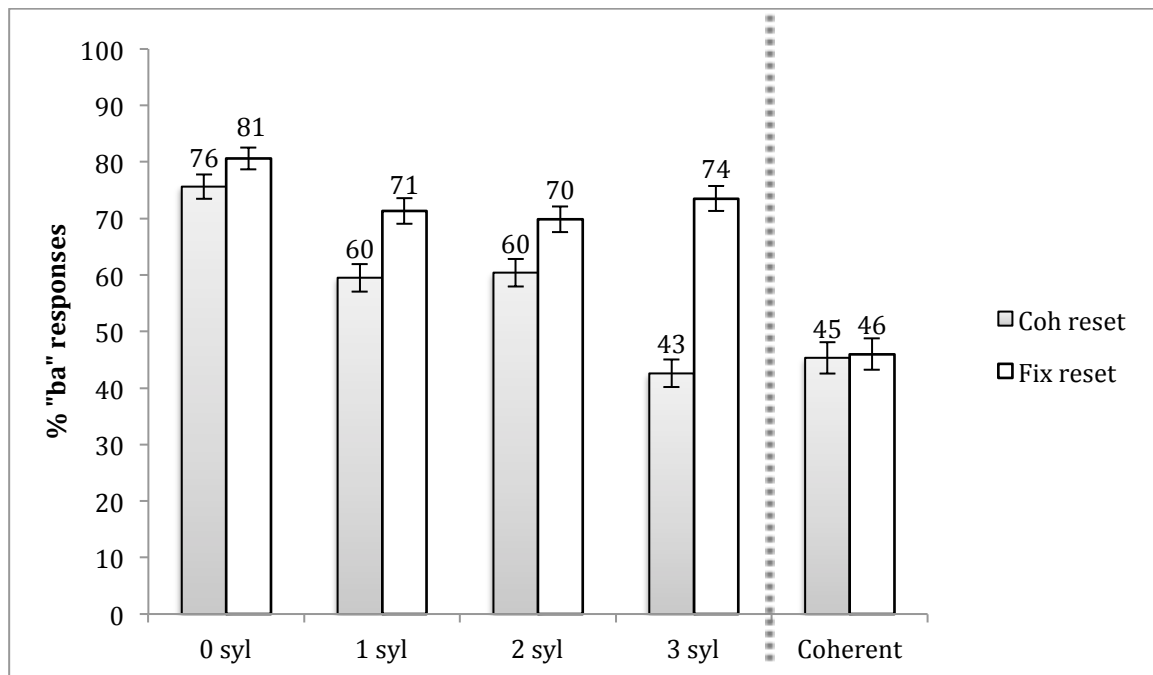
731 The effect of context duration is significant [$F(1,19)=18.89$, $p<0.001$]. The shorter
732 context with 2 syllables produces in average a percentage of “ba” responses 5.4% larger
733 (that is a smaller McGurk effect) than the longer context with 4 syllables. There is no
734 interaction between context duration and any other variable, hence this effect is stable for
735 all reset conditions, whatever the reset type and duration.

736 The effects of reset type and reset duration are displayed on Figure 8. The effects of reset
737 type [$F(1,19)=5.097$, $p=0.036$], reset duration [$F(3,57)=12.64$, $p<0.001$], and the
738 interaction between reset type and reset duration [$F(3,57)=11.699$, $p<0.001$] are all
739 significant. Actually, three major facts emerge from Figure 8.

- 740 - *Unbinding with incoherent context.* Let us first look at what happens for the
741 incoherent context without reset, corresponding to the 0-syl condition (left bars,
742 for both types of resets). The score of “ba” responses is around 75-80%, much
743 larger than the score for the coherent context condition (rightmost bars), which is
744 less than 50%. This replicates the decrease of McGurk effect from coherent (more
745 than 50% McGurk effect) to incoherent context (less than 25% McGurk effect)
746 displayed in Experiment 1.
- 747 - *Poor rebinding with fixed reset.* Looking at the bars corresponding to the fixed reset
748 condition on Figure 8, it appears that this reset (made of acoustic silence + fixed
749 image) provides almost no rebinding, since the “ba” score only slightly decreases
750 from 0 to 1-syl (that is 480ms duration), then remains stable and stays much larger
751 than the score for coherent context even for the longest reset duration (3-syl
752 corresponding to 1480 ms). Post-hoc analyses confirm the initial small decrease in
753 “ba” responses, since there is a significant difference between scores at 0 and 2
754 syllables. However, a t-test confirms that the score at 3 syllables (74%) is
755 significantly different from the score with coherent context (46%): $t(19)=5.22$,
756 $p<0.001$.
- 757 - *Good rebinding with coherent reset.* On the contrary, looking at the bars
758 corresponding to the coherent reset condition, we observe that the “ba” score
759 regularly decreases with reset duration and reaches the same value as for coherent
760 context, coming back to its default state for the largest coherence period of 3
761 syllables. Post-hoc analyses confirm that the score at 0 is significantly higher than
762 with 1, 2 or 3 syllables, and the score at 1 or 2 syllables is significantly higher than
763 with 3 syllables. A t-test confirms that the score at 3 syllables (43%) is not different
764 from the score with coherent context (45%): $t(19)=0.624$, $p=0.54$.

765

766



767

768 **Figure 8** – Percentage of “ba” responses (relative to the total number of “ba” + “da”
 769 responses) for the McGurk targets with coherent context and with incoherent context
 770 for the two reset types and the four reset durations.

771

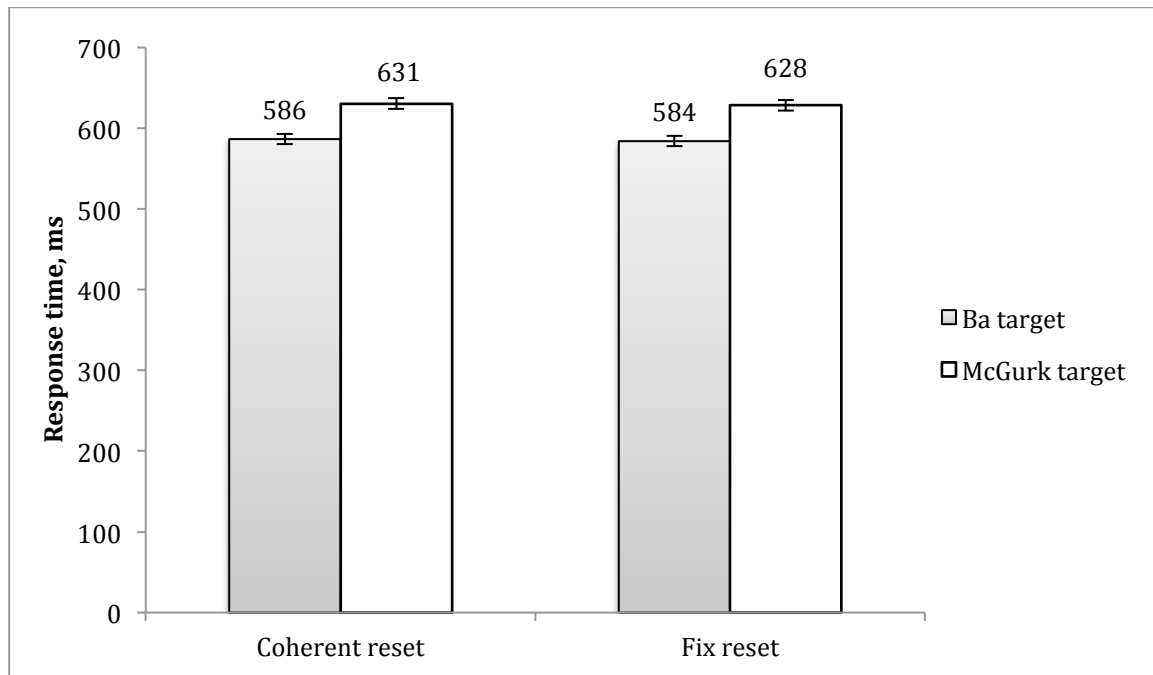
772 *2. Analysis of response times*

773 Mean response times for both targets in the two reset conditions are displayed in Figure
 774 9. Response times are once again larger for McGurk targets. A two-way repeated-
 775 measures ANOVA on target and reset type shows an effect of target ($[F(1,19)= 29.57,$
 776 $p<0.001]$; difference between mean response times for “ba” and McGurk targets:
 777 49.5 ms) but no effect of reset, alone or in interaction with target.

778

779

780



781

782

Figure 9 – Mean response times for the two targets

783

in the two reset conditions.

784

785 **C. Discussion**

786 This experiment firstly confirms the amount of unbinding provided by the incoherent

787 context (corresponding to the strongly incoherent context in Experiment 1), which

788 produces a relative reduction of the McGurk effect by more than half. There is also a

789 confirmation that short incoherent contexts (2 syllables) produce a larger decrease in the

790 McGurk effect than longer ones (4 syllables), with a significant increase in the score of

791 “ba” responses around 5.4% in the first case. The fact that this increase is not dependent

792 on the reset duration (from 0 to 3 syllables) renders less plausible our interpretation in

793 Experiment 1 about the possible role of surprise since this should lead to differences

794 between short resets where the target comes rather quickly for the short context and long

795 resets where surprise is more unlikely.

796 The major new result of Experiment 2 is that after an incoherent context decreasing the
797 McGurk effect, a coherent reset stimulus may increase it again until the original McGurk
798 level is recovered. However, while the decrease is rapid in Experiment 1 with a
799 maximum decrease already obtained for a one-syllable long context, the recovery appears
800 slower in Experiment 2, not complete before 3 coherent syllables are presented. On the
801 contrary, the other type of reset material composed of acoustic silence and fixed image
802 does not allow to recover the original McGurk effect: the level of McGurk responses after
803 a 2-syllable or 4-syllable period of incoherence remains remarkably stable at a low value
804 after a period of fixed reset up to 1.5 s (see Figure 8).

805 Finally, this experiment provides a confirmation concerning the pattern of response
806 times. Indeed, it appears (Figure 9) that response times are consistently longer for
807 McGurk targets than for congruent “ba” targets independently on the effects of reset.
808 This happens in spite of the strong effects of reset type and reset duration on the scores of
809 “ba” responses: reset modifies the response but not the response time. This confirms that
810 response times are not completely predictable from the ambiguity of the stimulus to
811 process.

812

813 **IV. General Discussion**

814 The two experiments presented in this paper confirm that context modulates the McGurk
815 effect in a principled way, and provide a number of quantitative data about the dynamics
816 of this process. In the following, we will first discuss how these results fit inside the
817 binding and fusion architecture that we propose in the framework of audiovisual speech

818 scene analysis. Then we will attempt to formalize this architecture in more detail, and
819 propose some elements of a cognitive model, to let emerge some open questions.

820 **A. Characterization of the binding system in audiovisual speech** 821 **perception**

822 *1. How context intervenes in audiovisual fusion*

823 The two experiments in this paper confirm the results of the two experiments presented in
824 our first study (Nahorna et al., 2012): the McGurk effect is not automatic, it depends on
825 the context provided by a sequence of audiovisual speech stimuli presented prior to the
826 McGurk target. Incoherent contexts of various types and durations decrease the amount
827 of fusion responses “da” in favor of auditory responses “ba”, compared to coherent
828 contexts. This shows that there must exist in the audiovisual speech perception system a
829 device assessing audiovisual coherence and probably computing an audiovisual
830 coherence index of some kind: let us call this device a coherence box.

831 This coherence box is likely to be instrumental in the audiovisual speech detection
832 advantage (see Section I). Indeed, this advantage increases with the correlation between
833 visual cues (e.g. lip area or mouth opening) and audio cues (e.g. spectral features or
834 amplitude) (e.g. Grant and Seitz, 2000. Kim and Davis, 2004). It could also provide the
835 basis for audiovisual predictions, that is enable some predictions about the auditory
836 stream from the visual input, which has been proposed to be the basis for early
837 audiovisual interactions in evoked response potentials (e.g. van Wassenhove et al., 2005:
838 Arnal et al., 2009). We assume more generally that the computation of audiovisual
839 coherence index is a basic component in the audiovisual speech scene analysis system.
840 This index would enable the brain to evaluate the coherence between auditory and visual

841 features in a complex multi-speaker scene, in order to properly associate the adequate
842 components inside a coherent audiovisual speech source. This is requested in a number
843 of experimental paradigms testing audiovisual speech perception in a scene associating
844 various faces and and/or various sounds (e.g. Andersen et al., 2009; Alsius and Soto-
845 Faraco, 2011).

846 It remains to understand *how* does this coherence box intervene in the decision process
847 leading to a given amount of fusion percepts in the present experiment. This is an open
848 question. Since this box supposedly enables the brain to know which auditory and visual
849 components must be associated to provide a fused percept (this is the *binding* problem),
850 our assumption is that a low coherence index provides low evidence for fusion and hence
851 decreases the visual weight in fusion, hence the increase in the amount of “ba” responses
852 for incoherent contexts in Experiment 1.

853 It could also be envisioned that context in these experiments intervenes as a post-
854 perceptual decision bias, according to which participants would be biased in their
855 decision to not report a fusion response when they receive evidence about an audiovisual
856 mismatch (provided by the context)⁽³⁾. However, the individual data show that the
857 decrease in fusions is not of an all or none type. For example, we observed that in
858 Experiment 1, most subjects display an increase in the amount of “ba” responses in the
859 strongly incoherent context whatever their score in the coherent context condition.
860 Therefore the decision bias would obey complex quantitative rules, not so different from
861 a decrease in visual weight in a decision fusion process. Anyway, the global conclusion at
862 this stage is that (1) a coherence index seems to be evaluated by the subject, and (2) its
863 value seems to modulate the subject’s decision in some way. This is captured by the
864 formula proposed in Eq. (4) in the Introduction, and it is globally compatible with the
865 binding and fusion architecture: binding is realized by the coherence box through the

866 computation of the audiovisual coherence index, and fusion, modulated by this index,
867 provides the subject's final decision.

868 ***2. The dynamics of unbinding and rebinding***

869 Experiments 1 and 2 confirm the study by Nahorna et al. (2012) showing that McGurk
870 fusion depends on the previous audiovisual context. Our interpretation is that the
871 incoherence of the audio and video streams leads the subjects to selectively decrease the
872 role of the visual input in the fusion process. The general hypothesis is that modulation is
873 driven by the output of a binding stage integrating information about the coherence of the
874 auditory and visual input.

875 We begin to characterize the binding stage in the present paper. Firstly, Experiment 1
876 shows that the dynamics of unbinding is rapid. One syllable or the equivalent duration
877 (around 0.5 s) suffices to produce a maximum decrease in the McGurk effect (around
878 50% decrease). There even appears a trend, confirmed in Experiment 2, according to
879 which short durations of incoherence produce more unbinding than longer ones. The
880 interpretation of this fact is not completely clear. It could be due to a kind of adaptation
881 effect according to which the computation of coherence would include temporal
882 derivatives, enhancing the incoherence index at the beginning of an incoherent sequence.

883 Experiment 1 also confirms that pure phonetic incoherence suffices to produce an effect
884 on binding, since there is a difference between a coherent and a phonetically incoherent
885 context – with a significantly smaller McGurk effect in the second case. This means that
886 audiovisual correlations in time between audio and visual cues are probably not the
887 single elements that intervene in the assessment of audiovisual coherence, and that the
888 phonetic content of the incoming information also plays a part in this process.

889

890 Experiment 2 shows that unbinding processes can be followed by rebinding processes, in
891 which coherent reset sets back the weight of the visual input and hence enables to recover
892 the McGurk effect. However, rebinding appears slower than unbinding, since it requires
893 at least 3 coherent syllables (for a duration around 1.5 s) to be complete. The
894 interpretation seems to be that loosing faith in the common origin of the sound and face
895 seems rapid, but recovering faith implies to gather a minimum amount of new coherent
896 cues, which takes a longer time for accumulation of adequate information.

897 ***3. Binding states and reset processes***

898 It is classically considered that auditory scene analysis involves a default grouped state
899 followed by a possible build-up of auditory segregation (Bregman, 1990). The systematic
900 bias towards the grouped interpretation is displayed both in the auditory and in the visual
901 modality (Hupé and Pressnitzer, 2012). In the case of multisensory scenes, a general
902 compatibility bias is displayed in various experiments dealing with the fusion of
903 conflicting cues (e.g. Yu et al., 2009; Noppeney et al., 2010). This bias suggests that
904 subjects suppose at the beginning of the task that the various cues are not conflicting
905 before evidence of conflict progressively leads the subjects to select one cue rather than
906 the other.

907 The present data are consistent with the hypothesis of a default state of the audiovisual
908 binding mechanism in which audio and video components are fused together. Various
909 evidence point towards this hypothesis. Firstly the existence of the McGurk effect itself
910 seems to require this assumption. Indeed, McGurk stimuli are just a specific case of
911 phonetic incoherence, not different from those used in Experiment 1. The fact that they
912 can be fused together implies that subjects process these stimuli under the underlying

913 assumption of a default state. Notice that this underlying assumption is strong enough to
914 resist to a number of incongruence in the components of the sensory streams:
915 discrepancies in the spatial localisation of the auditory and visual sources (Bertelson et
916 al., 1994), temporal asynchronies (van Wassenhove et al., 2007), and even incoherence of
917 source identity, with a female face dubbed on a male voice (Green et al., 1991).

918 However, as we discussed at the end of Experiment 1 (Section II.C), our data do not
919 allow to know for sure whether binding is maximal with no context (and hence cannot be
920 increased by applying a coherent context, whatever its duration), or if it is actually sub-
921 optimal, in which case coherent context could increase the confidence that the auditory
922 and visual streams refer to a single source and hence the visual input would play a larger
923 role in the decision process. A challenge for future studies will be to better understand
924 how the evaluation of audiovisual coherence, and hence the amount of binding and the
925 weight of the visual input, are constantly updated along the flow of audiovisual
926 information.

927 A striking result of Experiment 2 is that a fixed reset has almost no rebinding effect, with
928 the consequence that even for the longest duration (around 1.5s) the subjects stay frozen
929 in an unbound state where the McGurk effect is largely decreased. It remains to study
930 how the subjects come back to their default bound state. The fact that the influence of
931 one stimulus on the next one seems rather weak (see Section II.B.3) makes us wonder
932 whether giving a response also resets the system. However, as discussed in that section,
933 there are too many confounding factors (associated to recalibration and contrast
934 mechanisms producing decision biases), which impede to answer to this question at this
935 stage.

936 A reset material should engage the subject into the understanding that the situation has

937 dramatically changed. This could involve changing from one speaker to another,
938 assessing whether a piece of incoherent context from one speaker would modify the
939 McGurk effect for another speaker. Another question deals with the speech-specific
940 nature of the audiovisual binding system, asking whether for example an incoherent
941 audiovisual context made of non-speech material would be as efficient as the kind of
942 incoherent context used in the present study to reduce the McGurk effect.

943 ***4. Response is global, response time seems local***

944 Reaction times to McGurk stimuli are seldom reported. When data are provided, they
945 display longer reaction times for incongruent (McGurk) stimuli compared to congruent
946 ones (e.g. Massaro and Cohen, 1983; Keane et al., 2010). Globally, there is a trend for
947 having longer reaction times for incongruent than for congruent audiovisual stimuli (see a
948 review in Tiippana et al., 2011). However, there are two possible interpretations of this
949 fact. Firstly, ambiguity in categorical judgment classically increases response latency in a
950 binary choice, and this is also in line with models of perceptual decision (e.g. Ratcliff and
951 Rouder, 1998; Smith and Ratcliff, 2004). Since incongruence generally results in more
952 ambiguous decisions, this should lead to longer response times. Secondly, it could also be
953 proposed that subjects are slower to respond to the extent that the auditory and visual
954 information give conflicting information about the speech event. These two assumptions
955 were discussed by Massaro and Cohen (1983), with the conclusion that perceptual
956 ambiguity was a better predictor of response times.

957 The results of the two experiments in this paper show that response times differ between
958 congruent “ba” and incongruent McGurk targets but do not depend on context. In
959 Experiment 1, response times are 58.3 ms larger for McGurk targets with no significant
960 effect of context type and duration, though responses vary between 50% “ba” for

961 coherent context up to more than 80% “ba” for strongly incoherent context at the
962 smallest durations (1 or 2 syllables; see Figure 3). In Experiment 2, response times are
963 49.5 ms larger for McGurk targets with no significant effect of reset type and duration,
964 though responses vary once again between 50% and 80 “ba” depending on the reset
965 condition (see Figure 8).

966 Therefore, the present data suggest that ambiguity is not the sole determinant of response
967 times for McGurk stimuli embedded in the various contextual environments that we used
968 here. Indeed, while responses are modulated by context and hence appear as the product
969 of a global computation where both context (including reset) and target play a role,
970 response times appear as mainly governed by the local characteristics of the target, with
971 quicker responses for congruent compared to incongruent targets.

972

973 **B. Elements of a cognitive model**

974 The various elements summarized in the previous section may be encapsulated within a
975 tentative cognitive architecture displayed in Figure 10. This architecture has no ambition
976 to be definitive or complete, it simply aims at making clear some basic components that
977 emerge from both the first study by Nahorna et al. (2012) and the present one. This
978 architecture comprises the following element, that we progressively define starting from
979 the standard model of Section I.

- 980 • Audiovisual fusion for decision. The links between auditory and visual inputs and
981 the decision box provide the basic architecture in all audiovisual fusion models
982 since thirty years. Restricting the architecture to this box provides the basis for Eq.
983 (1).

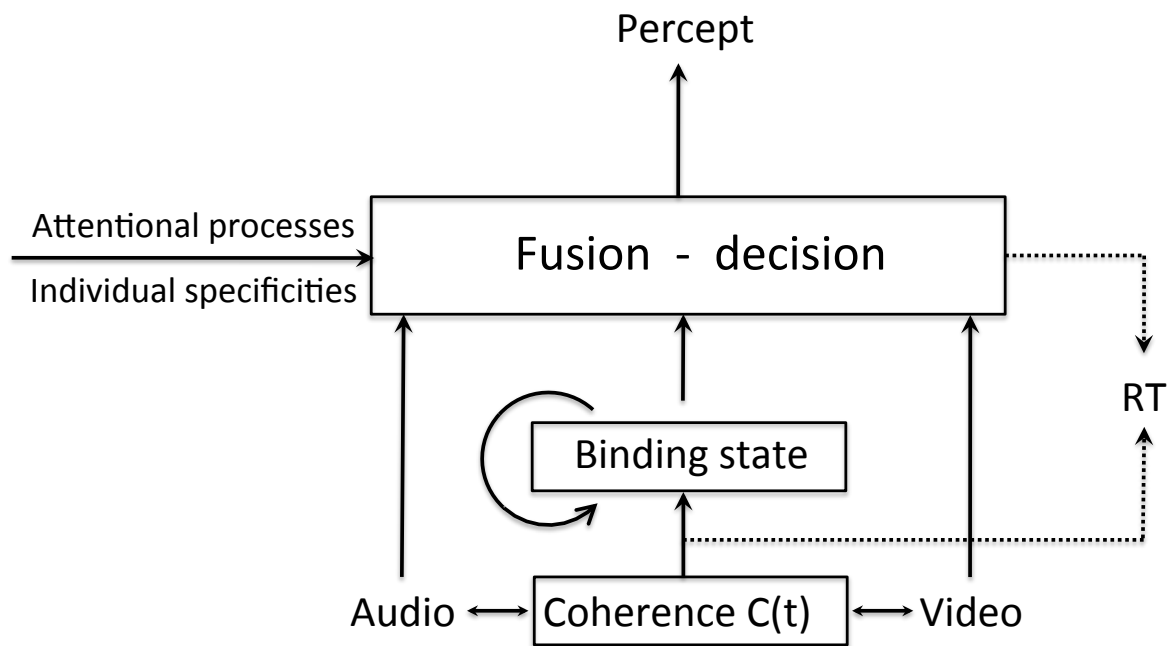
- 984 • Attentional processes and individual specificities. Fusion appears to depend on
985 individual and cultural/linguistic factors and attentional processes. Adding the
986 corresponding arrow towards the fusion box provides the basis for Eq. (3).
- 987 • Coherence $C(t)$. Our experimental results on the role of context suggest that the
988 brain constantly evaluates the coherence of the auditory and visual inputs to
989 determine whether they belong to a coherent source. This participates in our view
990 to a general audiovisual scene analysis process in which subjects determine in a
991 complex scene which parts of the auditory information must be associated with
992 which parts of the visual information. We recalled in Section I.B a number of
993 natural candidates for the computation of coherence $C(t)$ that could be based on
994 computations of correlation or mutual information between such cues as global
995 envelope or envelope in specific spectral bands for the audio input, and lip or face
996 parameter cues for the visual input. The fact that phonetic incoherence suffices to
997 modulate the McGurk effect suggests that phonetic cues also participate to the
998 computation of local coherence $C(t)$. The bidirectional arrows in Figure 10
999 between the auditory and visual boxes on one hand and coherence $C(t)$ on the
1000 other hand indicate that $C(t)$ may also provide some feedback enabling better
1001 extraction of monosensory cues, as displayed by data on the audio-visual speech
1002 detection advantage (Grant and Seitz, 2000; Schwartz et al., 2004).
- 1003 • Binding state. Our results also suggest that coherence enables to constantly
1004 monitor the binding state in the subject's brain, and that the binding state would
1005 play a role in the fusion-decision process: the less bound the binding state, the
1006 smaller the weight of vision in the fusion process. There seems to exist a default
1007 state which is bound to a certain extent, but it remains to know if coherent context

1008 may drive towards a state which would be “more bound” than the default state. If
1009 we continue in the view that the binding state may vary on a quantitative scale
1010 between less and more bound, quantitative data in the present study suggest that
1011 the time constant towards less bound is more rapid than towards more bound. It
1012 would be around one syllable (less than 0.5s) in the first case, and around three
1013 syllables (more than 1s) in the second case. Interestingly, a previous work by our
1014 team on audiovisual speech source separation based on statistical modeling of
1015 audiovisual coherence showed that 400 ms suffice to adequately associate one
1016 audio stream and one video stream in a mixture of two faces and voices (Sodoyer
1017 et al., 2004). This confirms that there is enough information in less than 0.5 s to
1018 determine if a sound and a face may be bound together or not. Last but not least,
1019 results of Experiment 2 show that once the system is put in an unbound state by
1020 incoherent audiovisual material, it may stay frozen in this state for a while (at
1021 least 1.5 s) unless new evidence for coherence is provided. Altogether, the
1022 coherence and binding state boxes and the way they enter the fusion box provide
1023 the basis for Eq. (4).

1024 • Response time (RT). While it is classically considered that response times mainly
1025 depend on the decision process, with larger response times for more ambiguous
1026 stimuli, the present study suggests that local coherence also plays a role in
1027 response times. Local incongruence in McGurk targets would be detected by the
1028 subjects and slower their response. This is in line with various studies in which it
1029 appears that subjects are both able to perceive and estimate the discrepancy
1030 between the sight and the sound of a speaking face and fuse the two inputs into a
1031 single percept (Manuel et al., 1989; Summerfield and McGrath, 1984; Soto-
1032 Faraco and Alsius, 2007, 2009). This suggests that the subjects have conscious

1033 access to the output of the coherence box, $C(t)$. Hence response times in our
 1034 schema depend on both the decision process and the output of the local coherence
 1035 computation process.

1036



1037

1038 **Figure 10** – A possible cognitive architecture for audiovisual binding and fusion
 1039 in speech perception.

1040

1041

1042 V. Conclusion

1043 This set of experiments confirms that context may modify the McGurk effect, through
 1044 a series of mechanisms, which combine unbinding (through incoherent context
 1045 decreasing the role of the visual input) and rebinding (through coherent reset setting
 1046 back the weight of the visual input). A first experiment displayed rapid unbinding

1047 effects, with a reduction of the McGurk effect by half for very short incoherent
1048 contexts, made of one acoustic syllable dubbed on incoherent visual material extracted
1049 from the production of free sentences. A smaller incoherence amount, in which the
1050 phonetic content of the audio and video streams are different while keeping a perfect
1051 synchrony between the dynamics of sound and lips, resulted in a smaller but
1052 significant reduction of the McGurk effect compared with coherent context.

1053 A second experiment tested the role of possible reset stimuli after a period of
1054 incoherence producing strong unbinding. It showed that a fixed reset (acoustic silence
1055 plus fixed image of the speaker's face) has almost no rebinding effect, with the
1056 consequence that even for the longer duration (around 1.5s) the subjects stay frozen in
1057 an unbound state where the McGurk effect is largely decreased. On the contrary, a
1058 coherent reset of 3 syllables is enough to completely recover from unbinding and
1059 restore the default binding stage.

1060 Altogether these data can be captured inside a two-stage cognitive architecture in
1061 which a first binding stage assessing the coherence between sound and face would
1062 control the output of the fusion process and accordingly change the nature of the
1063 percept. Unbinding would result in a smaller role of vision in the decision process.
1064 Major challenges will involve a better understanding of possible binding states in the
1065 human's brain, in terms of online dynamics, neural correlates and changes in relation
1066 with age and hearing status.

1067

1068

1069

1070

1071 **Acknowledgments**

1072 This work was supported by the French National Research Agency (ANR) through
1073 funding for the MULTISTAP project (MULTISTability and binding in Audition and
1074 sPeech: ANR-08-BLAN-0167 MULTISTAP). The research leading to these results has
1075 received funding from the European Research Council under the European Community's
1076 Seventh Framework Programme (FP7/2007-2013 Grant Agreement no. 339152).

1077

1078 **Endnotes**

1079

1080 (1) Corresponding author (jean-luc.schwartz@gipsa-lab.grenoble-inp.fr)

1081

1082 (2) Examples of stimuli for Experiments 1 and 2 are available at [http://www.gipsa-](http://www.gipsa-lab.grenoble-inp.fr/~jean-luc.schwartz/fichiers_public_JLS/AV_Binding_demo/AV_Binding_Demo.html)

1083 [lab.grenoble-inp.fr/~jean-luc.schwartz/fichiers_public_JLS/AV_Binding_demo/AV_Binding_Demo.html](http://www.gipsa-lab.grenoble-inp.fr/~jean-luc.schwartz/fichiers_public_JLS/AV_Binding_demo/AV_Binding_Demo.html)

1084

1085 (3) We thank one of the reviewers for having suggested this possible interpretation of our

1086 data.

1087

1088

1089 **References**

- 1090 Alsius, A., & Munhall, K. (2013). "Detection of audiovisual speech correspondences
1091 without visual awareness," *Psychological Science* **24**, 423-31.
- 1092 Alsius, A., Navarra, J., Campbell, R., & Soto-Faraco, S.S. (2005). "Audiovisual
1093 integration of speech falters under high attention demands," *Current Biology* **15**,
1094 839–843.
- 1095 Alsius, A., Navarra, J. & Soto-Faraco, S. (2007). "Attention to touch weakens
1096 audiovisual speech integration," *Experimental Brain Research* **183**, 399-404.
- 1097 Alsius, A., & Soto-Faraco S. (2011). "Searching for audiovisual correspondence in
1098 multiple speaker scenarios," *Experimental Brain Research* **213**, 175-183.
- 1099 Andersen, T.S., Tiippana, K., Lampinen, J. and Sams, M. (2001). "Modelling of
1100 Audiovisual Speech Perception in Noise," *Proceedings of the Fourth International*
1101 *ESCA ETRW Conference on Auditory-Visual Speech Processing*, Ålborg, Denmark,
1102 pp. 172-176.
- 1103 Andersen, T.S., Tiippana, K., Laarni, J., Kojo I., & Sams, M. (2009). "The role of visual
1104 spatial attention in audiovisual speech perception," *Speech Communication* **51**, 184-
1105 193.
- 1106 Arnal, L.H., Morillon, B., Kell, C.A. & Giraud, A.-L. (2009). "Dual neural routing of
1107 visual facilitation in speech processing," *Journal of Neuroscience* **29**, 13445–13453

- 1108 Benoit, C., Mohamadi, T. & Kandel, S., (1994). “Effects of phonetic context on audio-
1109 visual intelligibility of French,” *Journal of Speech and Hearing Research*, **37**, 1195-
1110 1203.
- 1111 Bernstein, L. E., Auer, E. T., & Moore, J. K. (2004). “Audiovisual speech binding:
1112 convergence or association?,” in G.A. Calvert, C. Spence C, & B.E. Stein (eds.) *The*
1113 *handbook of multisensory processes* (pp 203–224). Cambridge: The MIT Press.
- 1114 Bernstein, L.E., Lu, Z.L., & Jiang, J. (2008). “Quantified acoustic-optical speech signal
1115 incongruity identifies cortical sites of audiovisual speech processing,” *Brain Research*
1116 **1242**, 172–184.
- 1117 Bertelson, P., Vroomen, J., De Gelder, B. (2003). “Visual recalibration of auditory
1118 speech identification: a McGurk aftereffect,” *Psychological Science* **14**, 592–597.
- 1119 Bertelson, P., Vroomen, J., Wiegeraad, G., & de Gelder, B. (1994). “Exploring the
1120 relation between McGurk interference and ventriloquism,” in Proc. ICSLP 94 (Vol.
1121 2, pp. 559–562). Yokohama: Acoustical Society of Japan.
- 1122 Berthommier, F. (2004). “A phonetically neutral model of the low-level audiovisual
1123 interaction,” *Speech Communication* **44**, 31-41.
- 1124 Besle, J., Fort, A., Delpuech, C., & Giard, M.-H. (2004). “Bimodal speech: early
1125 suppressive visual effects in human auditory cortex,” *European Journal of*
1126 *Neuroscience* **20**, 2225-2234.
- 1127 Bregman, A. S. (1990). *Auditory scene analysis* (773 p.), MIT Press: Cambridge, MA.
- 1128 Bregman, A.S. & Pinker, S. (1978). “Auditory streaming and the building of timbre,”
1129 *Canadian Journal of Psychology* **32**, 19-31.

- 1130 Cathiard, M.A., Schwartz, J.L., & Abry, C. (2001). "Asking a naive question about the
1131 McGurk Effect: why does audio [b] give more [d] percepts with visual [g] than with
1132 visual [d]?" *Proceedings AVSP-2001*, 138-142.
- 1133 Colin, C., Radeau, M., Soquet, A., Demolin, D., Colin, F., & Deltenre, P. (2002).
1134 "Mismatch negativity evoked by the McGurk–MacDonald effect: A phonetic
1135 representation within short-term memory," *Clinical Neurophysiology* **113**, 495–506.
- 1136 Erber, N.P. (1969). "Interaction of audition and vision in the recognition of oral speech
1137 stimuli," *Journal of Speech and Hearing Research* **12**, 423-425.
- 1138 Eskelund, K., Tuomainen, J., & Andersen, T. S. (2011). Multistage audiovisual
1139 integration of speech: dissociating identification and detection," *Experimental Brain*
1140 *Research* **208**, 447-57.
- 1141 Fuster-Duran, A. (1995). "McGurk effect in Spanish and German listeners. Influences of
1142 visual cues in the perception of Spanish and German conflicting audio-visual
1143 stimuli," in *Proceedings of the Eurospeech 95*, pp. 295–298.
- 1144 Grant, K. W., & Seitz, P. (2000). "The use of visible speech cues for improving auditory
1145 detection of spoken sentences," *Journal of the Acoustical Society of America* **108**,
1146 1197–1208.
- 1147 Green, K., Kuhl, P., Meltzoff, A., & Stevens, E. (1991). "Integrating speech information
1148 across talkers, gender, and sensory modality: female faces and male voices in the
1149 McGurk effect," *Perception and Psychophysics* **50**, 524-536.

- 1150 Heckmann, M., Kroschel, K., Savariaux, C., Berthommier, F. (2002). DCT-Based video
1151 features for audio-visual speech recognition. In: Proc. ICSLP02, Denver, pp. 1925–
1152 1928.
- 1153 Hupé, J.M., & Pressnitzer, D. (2012). “The initial phase of auditory and visual scene
1154 analysis,” *Philosophical Transactions of the Royal Society B* **367**, 942-953.
- 1155 Huyse, A., Berthommier, F. et Leybaert, J. (2013). “Degradation of labial information
1156 modifies audiovisual speech perception in cochlear-implanted children,” *Ear and*
1157 *Hearing* **34**, 110-121.
- 1158 Keetels, M., Stekelenburg, J., & Vroomen, J. (2007). “Auditory grouping occurs prior to
1159 intersensory pairing: Evidence from temporal ventriloquism,” *Experimental Brain*
1160 *Research* **180**, 449-456.
- 1161 Keane, B. P., Rosenthal, O., Chun, N. H. & Shams, L. (2010). “Audiovisual integration
1162 in high functioning adults with autism,” *Research in Autism Spectrum Disorders* **4**,
1163 276–289.
- 1164 Kim, J., Davis, C. (2003). “Hearing foreign voices: does knowing what is said affect
1165 masked visual speech detection,” *Perception* **32**, 111–120.
- 1166 Kim, J., & Davis, C. (2004). “Investigating the audio-visual detection advantage,”
1167 *Speech Communication* **44**, 19-30.
- 1168 Lallouache, M.T. (1990). «Un poste 'visage-parole'. Acquisition et traitement de
1169 contours labiaux. (A “face-speech” workstation. Acquisition and processing of labial
1170 contours),” *Proceedings XVIII Journées d’Etudes sur la Parole* (pp. 282-286),
1171 Montréal.

- 1172 van Maanen, L., Grasman, R.P.P.P., Forstmann, B.U., & Wagenmakers, E-J. (2012),
1173 “Piéron’s Law and optimal behavior in perceptual decision-making,” *Frontiers in*
1174 *Decision Neuroscience* **5**, 143.
- 1175 Manuel, S., Repp, B. H., Liberman, A. M., & Studdert-Kennedy, M. (1989). “Exploring
1176 the “McGurk effect”,” *Paper presented at the 24th meeting of the Psychonomic Society, San*
1177 *Diego.*
- 1178 Massaro, D. W. (1989). “Multiple Book Review of *Speech Perception by Ear and Eye: A*
1179 *Paradigm for Psychological Inquiry*,” *Behavioral and Brain Sciences* **12**, 741–794.
- 1180 Massaro, D. W. (1987). “*Speech perception by ear and eye*” (320 p.), Hillsdale: LEA.
- 1181 Massaro, D. W., & Cohen, M. M. (1983). “Evaluation and Integration of Visual and
1182 Auditorial Information in Speech Perception,” *Journal of Experimental Psychology:*
1183 *Human Perception and Performance* **9**, 753-771.
- 1184 Massaro, D.W., Tsuzaki, M., Cohen, M.M., Gesi, A., Heredia, R. (1993). “Bimodal
1185 speech perception: an examination across languages,” *Journal of Phonetics* **21**, 445–
1186 478.
- 1187 McGurk, H., & MacDonald, J. (1976). “Hearing lips and seeing voices,” *Nature* **265**,
1188 746–748.
- 1189 Nahorna, O., Berthommier, F., & Schwartz, J.L. (2012). “Binding and unbinding the
1190 auditory and visual streams in the McGurk effect,” *J. Acoust. Soc. Am.* **132**, 1061-
1191 1077.

- 1192 Noppeney, U., Ostwald, D., & Werner, S. (2010). "Perceptual decisions formed by
1193 accumulation of audiovisual evidence in prefrontal cortex," *Journal of Neuroscience*
1194 **30**, 7434-46.
- 1195 Ratcliff, R., & Rouder, J.N. (1998). "Modeling response times for two-choice decisions,"
1196 *Psychological Science* **9**, 347–356.
- 1197 Sanabria, D., Soto-Faraco, S., Chan, J.S., & Spence, C. (2005). "Intramodal perceptual
1198 grouping modulates multisensory integration: Evidence from the crossmodal
1199 congruency task," *Neuroscience Letters* **377**, 59-64.
- 1200 Schwartz, J. L. (2006). "Bayesian model selection: The 0/0 problem in the fuzzy-logical
1201 model of perception," *Journal of the Acoustical Society of America* **120**, 1795–1798.
- 1202 Schwartz, J. L. (2010). "A reanalysis of McGurk data suggests that audiovisual fusion in
1203 speech perception is subject-dependent," *Journal of the Acoustical Society of*
1204 *America* **127**, 1584-1594.
- 1205 Schwartz, J.L., Tiippana, K., & Andersen, T. (2010). "Disentangling unisensory from
1206 fusion effects in the attentional modulation of McGurk effects: a Bayesian modeling
1207 study suggests that fusion is attention-dependent," in *Proceedings AVSP2010* (pp.
1208 23-27). Tokyo, Japan.
- 1209 Schwartz, J.L., Berthommier, F., & Savariaux, C. (2004). "Seeing to hear better:
1210 Evidence for early audio-visual interactions in speech identification," *Cognition* **93**,
1211 B69–B78.
- 1212 Schwartz, J.L., Robert-Ribes, J., & Escudier, P. (1998). "Ten years after Summerfield ...
1213 a taxonomy of models for audiovisual fusion in speech perception," in R. Campbell,

- 1214 B. Dodd & D. Burnham (eds.) *Hearing by Eye, II. Perspectives and directions in*
1215 *research on audiovisual aspects of language processing* (pp. 85-108). Hove (UK):
1216 Psychology Press.
- 1217 Sekiyama, K. & Burnham, D. (2008). Impact of language on development of auditory-
1218 visual speech perception. *Developmental Science* **11**, 306-320.
- 1219 Sekiyama, K. & Tohkura, Y. (1993). "Inter-language differences in the influence of visual
1220 cues in speech perception," *Journal of Phonetics* **21**, 427-444.
- 1221 Sekiyama, K. & Tohkura, Y. (1991). "McGurk effect in non-English listeners: Few visual
1222 effects for Japanese subjects hearing Japanese syllables of high auditory
1223 intelligibility," *The Journal of the Acoustical Society of America* **90**, 1797-1805.
- 1224 Smith, P.L., & Ratcliff, R. (2004). "Psychology and neurobiology of simple decisions,"
1225 *Trends in Neurosciences* **27**, 161-168.
- 1226 Sodoyer, D., Girin, L., Jutten, C., & Schwartz, J.L. (2004). "Further experiments on
1227 audio-visual speech source separation," *Speech Communication* **44**, 113-125.
- 1228 Soto-Faraco, S., & Alsius, A. (2007). "Conscious access to the unisensory components of
1229 a cross-modal illusion," *Neuroreport* **18**, 347-50.
- 1230 Soto-Faraco, S., & Alsius, A. (2009). "Deconstructing the McGurk-MacDonald
1231 illusion," *Journal of Experimental Psychology: Human perception and performance*
1232 **35**, 580-7.
- 1233 Soto-Faraco, S., Navarra, J., & Alsius, A. (2004). "Assessing automaticity in audiovisual
1234 speech integration: evidence from the speeded classification task," *Cognition* **92**,
1235 B13-B23.

- 1236 Sumbly, W., & Pollack, I. (1954). "Visual contribution to speech intelligibility in noise,"
1237 *Journal of the Acoustical Society of America* **26**, 212–215.
- 1238 Summerfield, Q. (1987). "Some preliminaries to a comprehensive account of audio-visual
1239 speech perception," in B. Dodd & R. Campbell (eds.) *Hearing by Eye: The Psychology of*
1240 *Lipreading* (pp. 3–51) New York (NY): Lawrence Erlbaum Associates.
- 1241 Summerfield, Q., & McGrath, M. (1984). "Detection and resolution of audio-visual
1242 incompatibility in the perception of vowel," *Quarterly Journal of Experimental*
1243 *Psychology* **36A**, 51-74.
- 1244 Tiippana, K., Andersen, T.S., & Sams, M. (2004). "Visual attention modulates
1245 audiovisual speech perception," *European Journal of Cognitive Psychology* **16**, 457–
1246 472.
- 1247 Tiippana, K., Puharinen, H., Möttönen, R., & Sams, M. (2011). "Sound Location Can
1248 Influence Audiovisual Speech Perception When Spatial Attention Is Manipulated,"
1249 *Seeing and Perceiving* **24**, 67–90.
- 1250 Vroomen, J. & Baart, M. (2011). "Phonetic recalibration in audiovisual speech," in M.
1251 M. Murray & M. T. Wallace (eds.) *Frontiers in the neural basis of multisensory processes*
1252 (pp. 363-379) Routledge: Taylor & Francis.
- 1253 van Wassenhove, V., Grant, K.W., & Poeppel, D. (2005). "Visual speech speeds up the
1254 neural processing of auditory speech," *Proceedings of the National Academy of*
1255 *Sciences* **102**, 1181–1186.
- 1256 Van Wassenhove, V., Grant, K.W., & Poeppel, D. (2007). "Temporal window of
1257 integration in bimodal speech," *Neuropsychologia* **45**, 598-607.

1258 Yu, A. J., Dayan, P., & Cohen, J. D. (2009). Dynamics of attentional selection under
1259 conflict: Toward a rational Bayesian account. *Journal of Experimental Psychology:*
1260 *Human Perception and Performance* **35**, 700-717.

1261

1262

1263 **Figure captions**

1264

1265 **Figure 1** – Organization of stimuli in Experiment 1.

1266

1267 **Figure 2** – Percentage of “ba” responses (relative to the total number of “ba” + “da”
1268 responses) for the two targets in the three contexts and without context.

1269

1270 **Figure 3** – Percentage of “ba” responses for McGurk targets for the three contexts and
1271 their five durations, compared to targets without context.

1272

1273 **Figure 4**– Effect of the preceding decision in Experiment 1. Responses to McGurk
1274 stimuli depending on context (“Coh” for coherent, “Incoh” for incoherent), preceding
1275 context (“Prec coh” for coherent preceding context, “Prec incoh” for incoherent
1276 preceding context), preceding target stimulus (“Prec ba” vs “Prec McGurk”) and
1277 previous answer (“Ans ba” for previous “ba” target, “Ans ba” and “Ans da” for previous
1278 “McGurk” target). We do not present results for phonetically incoherent context to make
1279 the figure clearer.

1280

1281 **Figure 5**– Mean response times for the two targets in the three contexts and without
1282 context.

1283

1284 **Figure 6** – Mean response times for the two targets in the five context durations and
1285 without context.

1286

1287 **Figure 7** – Organization of stimuli in Experiment 2.

1288

1289 **Figure 8** – Percentage of “ba” responses (relative to the total number of “ba” + “da”
1290 responses) for the McGurk targets with coherent context and with incoherent context for
1291 the two reset types and the four reset durations.

1292

1293 **Figure 9** – Mean response times for the two targets in the two reset conditions.

1294

1295 **Figure 10** – A possible cognitive architecture for audiovisual binding and fusion in speech
1296 perception.