



Environmental assessment of trout production in France: influence of practices and production goals

Elisabeth Samson, Joël Aubin, Aurélien Tocqueville

► To cite this version:

Elisabeth Samson, Joël Aubin, Aurélien Tocqueville. Environmental assessment of trout production in France: influence of practices and production goals. 8. International Conference on LCA in the Agri-Food Sector, Institut National de Recherche Agronomique (INRA). UMR Sol Agro et hydrosystème Spatialisation (1069)., Oct 2012, Saint-Malo, France. 1 p. hal-01208844

HAL Id: hal-01208844

<https://hal.science/hal-01208844>

Submitted on 6 Jun 2020

HAL is a multi-disciplinary open access archive for the deposit and dissemination of scientific research documents, whether they are published or not. The documents may come from teaching and research institutions in France or abroad, or from public or private research centers.

L'archive ouverte pluridisciplinaire **HAL**, est destinée au dépôt et à la diffusion de documents scientifiques de niveau recherche, publiés ou non, émanant des établissements d'enseignement et de recherche français ou étrangers, des laboratoires publics ou privés.



Environmental assessment of trout production in France: influence of practices and production goals

Joël AUBIN^{1,2*}, Elisabeth SAMSON^{1,2,3}, Aurélien TOCQUEVILLE⁴

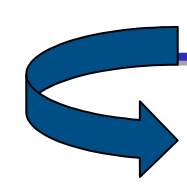
¹INRA, UMR 1069, Soil, Agro and hydroSystem, F-35000 Rennes, France

²Agrocampus Ouest, UMR 1069, Soil, Agro and hydroSystem, F-35000 Rennes, France

³INRA, UMR1302 Structures et Marchés Agricoles, Ressources et territoires, F-35000 Rennes, France

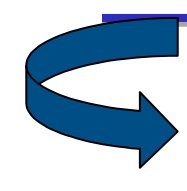
⁴ITAVI, F-75008 Paris, France

* Corresponding author. E-mail: joel.aubin@rennes.inra.fr



Context

- an increasing demand for aquatic products and rainbow trouts,
- a production decreasing, about -2 % per year for the last decade in France,
- a necessity: developing sustainable trout production systems in a protected environment.



Material and methods: an LCA associated to statistical methods

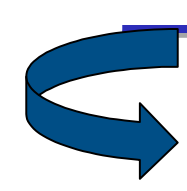
a survey in 20 fish farming divided in two groups according to the commercial size of fish production is conducted:
Pan-size trout farms (11 farms) – large-size trout farms (9 farms)

An attributional LCA method

- CML 2 (2001) method,
- eutrophication, acidification, climate change, net primary production use, land occupation, water dependence, total cumulative energy demand + on farm working time recorded.
- functional unit: 1kg of trout at farm gate

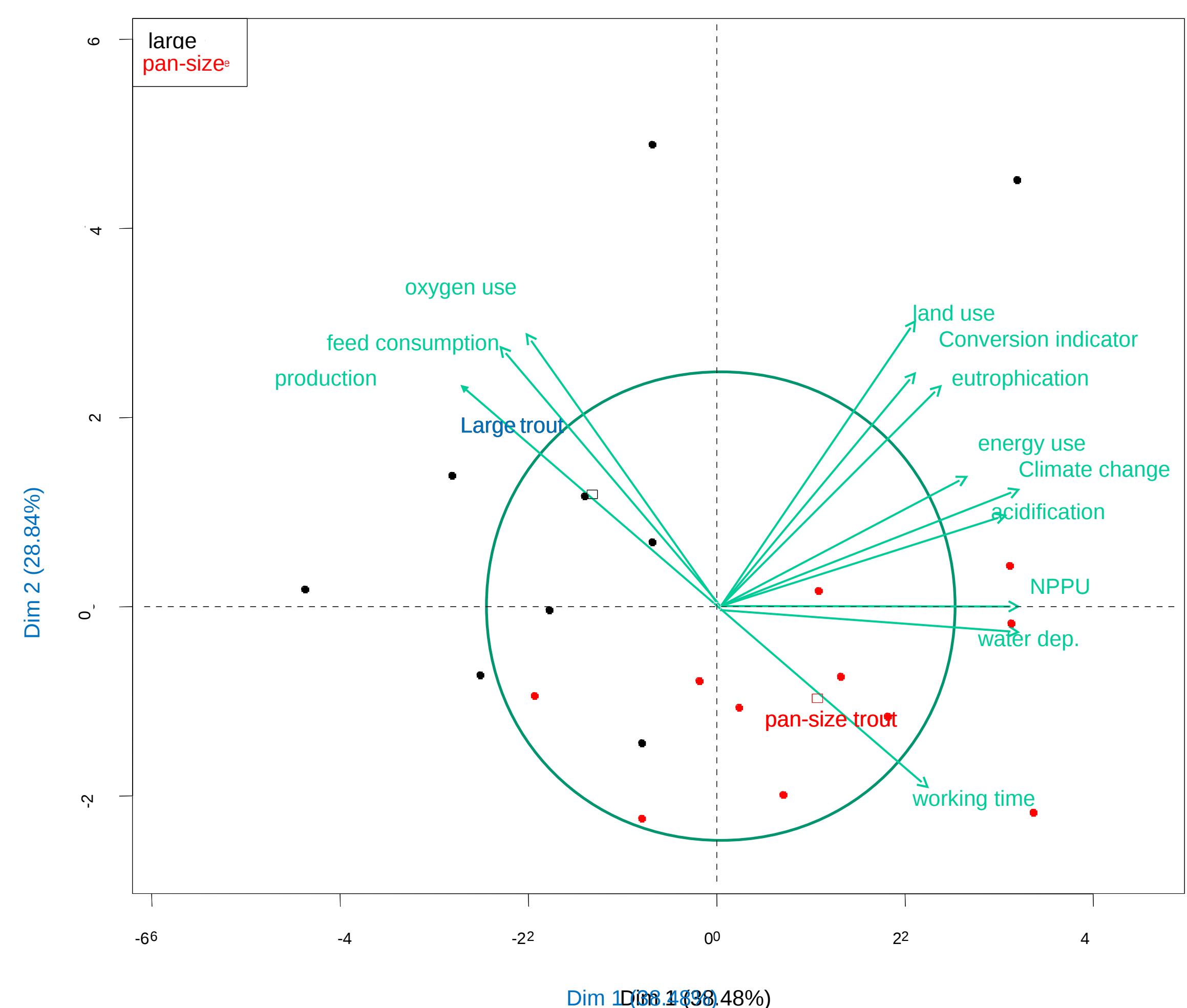
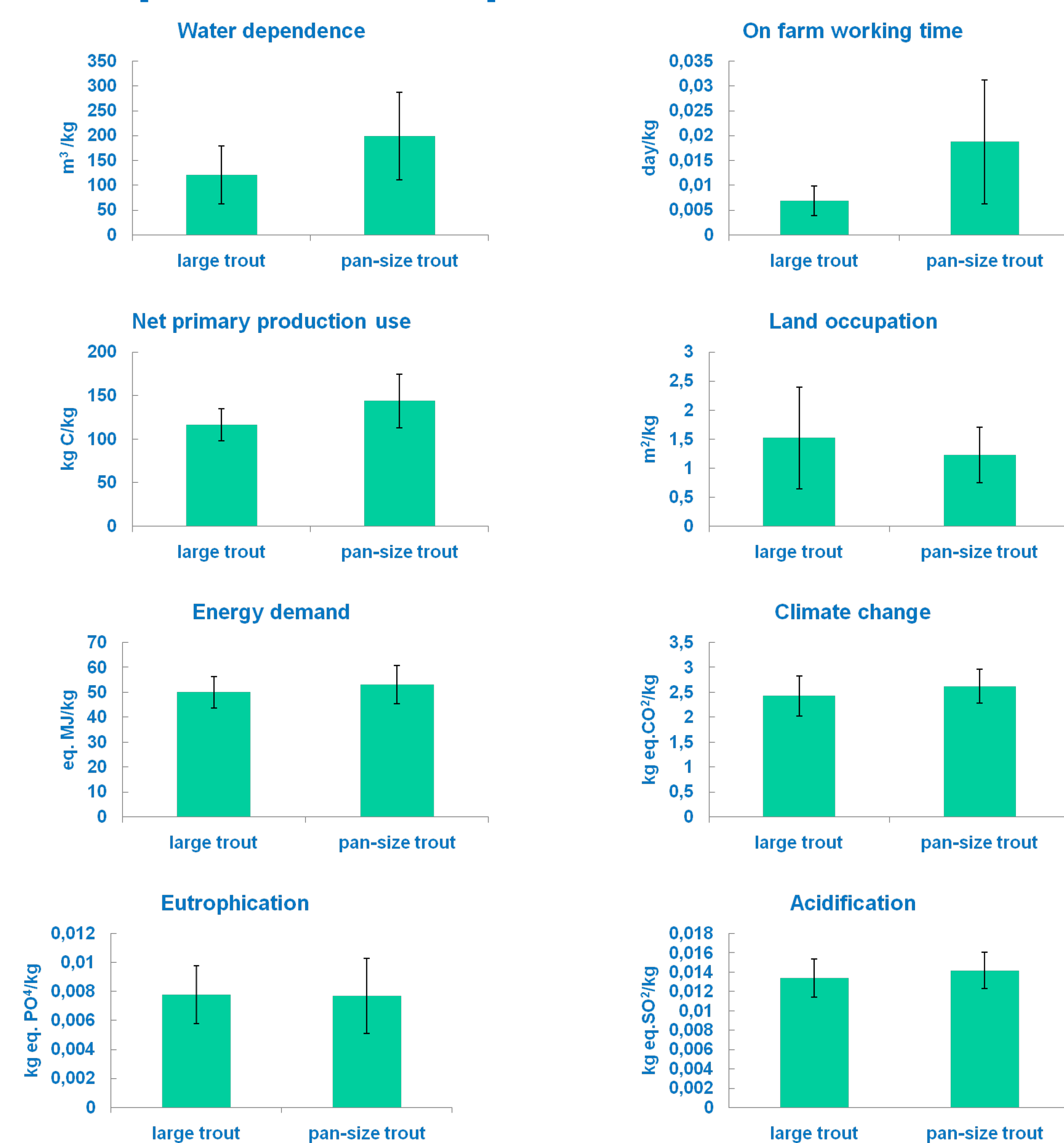
Statistical analysis

- variance analysis and equality tests,
- Principal Components Analysis (PCA),
- including both economical performances (production level, feed consumption, oxygen use) and environmental indicators (LCA indicators).



Preliminary results:

Comparison of impacts between the two groups of fish farms and their position according to PCA




Variance analysis and equality tests show

- significant higher levels in the pan-size trout farms for: water dependence, on farm working time and net primary production use,
- but a great variability for: on farm working time, land occupation and water dependence,
- few differences between the two groups for energy demand, climate change, acidification and eutrophication.

PCA shows

- that production and working time have the greatest influence on the position of each fish farm,
- consequently, large size trout farms have a better position regarding production level and working time,
- however, most of environmental impacts are at the same distance of the two groups except water dependence and net primary production use.



Conclusions

Association of LCA and statistical analysis:

- is adapted to investigate joint economical and environmental performances,
- the study reveals significant few differences between the two groups:
 - large size trout farms seem slightly more efficient than pan-size trout farms
 - higher impact variability in pan size trout farms.

Production objectives (i.e. restocking, recreational angling, consumption) can influence the environmental impacts variability of the production activity. This variability indicates a high potential of system improvement.