



**HAL**  
open science

# Noisy Channel-Output Feedback Capacity of the Linear Deterministic Interference Channel

Victor Quintero, Samir M. Perlaza, Jean-Marie Gorce

► **To cite this version:**

Victor Quintero, Samir M. Perlaza, Jean-Marie Gorce. Noisy Channel-Output Feedback Capacity of the Linear Deterministic Interference Channel. IEEE Information Theory Workshop (ITW), Oct 2015, Jeju Island, South Korea. hal-01207339v2

**HAL Id: hal-01207339**

**<https://hal.science/hal-01207339v2>**

Submitted on 28 Jan 2016 (v2), last revised 29 May 2016 (v3)

**HAL** is a multi-disciplinary open access archive for the deposit and dissemination of scientific research documents, whether they are published or not. The documents may come from teaching and research institutions in France or abroad, or from public or private research centers.

L'archive ouverte pluridisciplinaire **HAL**, est destinée au dépôt et à la diffusion de documents scientifiques de niveau recherche, publiés ou non, émanant des établissements d'enseignement et de recherche français ou étrangers, des laboratoires publics ou privés.

# Noisy Channel-Output Feedback Capacity of the Linear Deterministic Interference Channel

Victor Quintero, Samir M. Perlaza, Jean-Marie Gorce

**Abstract**—In this paper, the capacity region of the two-user linear deterministic (LD) interference channel with noisy output feedback (IC-NOF) is fully characterized. This result allows the identification of several asymmetric scenarios in which implementing channel-output feedback in only one of the transmitter-receiver pairs is as beneficial as implementing it in both links, in terms of achievable individual rate and sum-rate improvements w.r.t. the case without feedback. In other scenarios, the use of channel-output feedback in any of the transmitter-receiver pairs benefits only one of the two pairs in terms of achievable individual rate improvements or simply, it turns out to be useless, i.e., the capacity regions with and without feedback turn out to be identical even in the full absence of noise in the feedback links.

**Index Terms**—Capacity, Linear Deterministic Interference Channel, Noisy Channel-Output Feedback.

## I. INTRODUCTION

Perfect channel-output feedback (POF) has been shown to dramatically enlarge the capacity region of the two-user interference channel (IC) [1], [2], [3], [4], [5]. More recently, the same observation has been made with a larger number of transmitter-receiver pairs in the IC [6]. In general, when a transmitter observes the channel-output at its intended receiver, it obtains a noisy version of the sum of its own transmitted signal and the interfering signals from other transmitters. This implies that, subject to a finite feedback delay, transmitters know at least partially the information transmitted by other transmitters in the network. This induces an implicit cooperation between transmitters that allows them to use interference as side-information [2], [5], [7], [8], [9]. A more explicit cooperation is also observed in the case in which one of the transmitter-receiver pairs acts as a relay for the other transmitter-receiver pair by providing an alternative path: transmitter  $i \rightarrow$  receiver  $j \rightarrow$  transmitter  $j \rightarrow$  receiver  $i$  [3]. These types of cooperation, even when it is not explicitly desired by both transmitter-receiver pairs, play a fundamental role in enlarging the capacity region. Interestingly, this holds also in the case of fully decentralized networks in which each transmitter-receiver pair seeks exclusively to increase its

The authors are with the CITI Laboratory of the Institut National de Recherche en Informatique et en Automatique (INRIA), Université de Lyon and Institut National de Sciences Appliquées (INSA) de Lyon. 6 Av. des Arts 69621 Villeurbanne, France. ({Victor.Quintero-Florez, Samir.Perlaza, Jean-Marie.Gorce}@inria.fr).

Victor Quintero is also with Universidad del Cauca, Popayán, Colombia.

Samir M. Perlaza is also with the Department of Electrical Engineering at Princeton University, Princeton, NJ.

This research was supported in part by the European Commission under Marie Skłodowska-Curie Individual Fellowship No. 659316 (CYBERNETS); the Doctoral School in Electronics, Electrical Engineering and Automation (EEA) of Université de Lyon; Universidad del Cauca, Popayán, Colombia; and the Administrative Department of Science, Technology and Innovation of Colombia (Colciencias), fellowship No. 617-2013.

individual rate. That is, channel-output feedback increases both the capacity region and the Nash equilibrium (NE) region [10].

Despite the vast existing literature, the benefits of feedback are unfortunately less well understood when the channel-output feedback links are impaired by additive noise. The capacity region of the LD-IC with noisy channel-output feedback (NOF) is known only in the two-user symmetric case, see [11]. The converse region in [11] inherits existing outer bounds from the case of POF, the cut-set outer bounds and includes two new outer bounds. The outer-bounds inherited from the POF are those of the individual rates and the sum-rate in [3]. The new outer-bounds are of the form  $R_1 + R_2$  and  $R_i + 2R_j$ . The achievability region in [11] is obtained using a particularization of the achievability scheme presented in [1], which holds for a more general model, i.e., interference channel with generalized feedback.

In this paper, the results presented in [11] are generalized for the asymmetric case and the corresponding capacity region of the two-user LD-IC-NOF is fully characterized. This generalization is achieved by using the same tools as in [11], however, it is far from trivial due to the number of parameters that describe this channel model: two forward signal to noise ratios (SNRs)  $\vec{n}_{11}, \vec{n}_{22}$ , two feedback SNRs  $\overleftarrow{n}_{11}, \overleftarrow{n}_{22}$  and two forward interference to noise ratios (INRs)  $n_{12}, n_{21}$ .

The new converse region also inherits existing outer bounds from the case of POF, the cut-set outer bounds and includes two new outer bounds on  $R_1 + R_2$  and  $R_i + 2R_j$ . These new bounds generalize those presented in [11]. The achievability region is obtained by using a coding scheme that combines a three-part message splitting, superposition coding and backward decoding. Despite the fact that this coding scheme is built using the exact number of required message-splitting parts for the IC-NOF, it can still be considered as a special case of the general scheme presented in [1].

Finally, this paper is concluded by a discussion in which numerical examples are presented to highlight the benefits of NOF. At the same time, examples in which NOF is absolutely useless in terms of capacity region improvement are also presented. Due to space constraints, the achievability and the converse parts of the proof are presented in [12].

## II. LINEAR DETERMINISTIC INTERFERENCE CHANNEL WITH NOISY-CHANNEL OUTPUT FEEDBACK

Consider the two-user LD-IC-NOF, with parameters  $\vec{n}_{11}, \vec{n}_{22}, n_{12}, n_{21}, \overleftarrow{n}_{11}$  and  $\overleftarrow{n}_{22}$  described in Fig. 1.  $\vec{n}_{ii}, i \in \{1, 2\}$ , is a non-negative integer used to represent the signal to noise ratio (SNR) at receiver  $i$ ;  $n_{ij}, i \in \{1, 2\}$  and  $j \in \{1, 2\} \setminus \{i\}$ , is a non-negative integer used to represent the interference

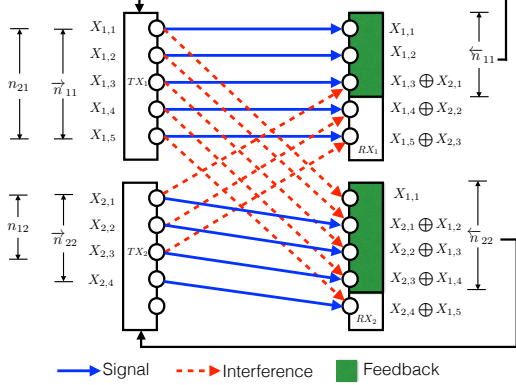


Fig. 1. Two-user linear deterministic interference channel with noisy channel-output feedback (LD-IC-NOF).

to noise ratio (INR) at receiver  $i$  from transmitter  $j$ ; and  $\overleftarrow{n}_{ii}$ ,  $i \in \{1, 2\}$ , is a non-negative integer used to represent the signal to noise ratio (SNR) at transmitter  $i$  in the feedback link from receiver  $i$ . At transmitter  $i$ , with  $i \in \{1, 2\}$ , the channel-input  $\mathbf{X}_i^{(n)}$  at channel use  $n$ , with  $n \in \{1, \dots, N\}$ , is a  $q$ -dimensional binary vector  $\mathbf{X}_i^{(n)} = (X_{i,1}^{(n)}, \dots, X_{i,q}^{(n)})^\top$ , with  $q = \max(\overrightarrow{n}_{11}, \overrightarrow{n}_{22}, n_{12}, n_{21})$  and  $N$  the block-length. At receiver  $i$ , the channel-output  $\overrightarrow{\mathbf{Y}}_i^{(n)}$  at channel use  $n$  is also a  $q$ -dimensional binary vector  $\overrightarrow{\mathbf{Y}}_i^{(n)} = (\overrightarrow{Y}_{i,1}^{(n)}, \dots, \overrightarrow{Y}_{i,q}^{(n)})^\top$ . The input-output relation during channel use  $n$  is given as follows

$$\overrightarrow{\mathbf{Y}}_i^{(n)} = \mathbf{S}^{q-\overrightarrow{n}_{ii}} \mathbf{X}_i^{(n)} + \mathbf{S}^{q-n_{ij}} \mathbf{X}_j^{(n)}, \quad (1)$$

and the feedback signal available at transmitter  $i$  at the end of channel use  $n$  is:

$$\overleftarrow{\mathbf{Y}}_i^{(n)} = \mathbf{S}^{(q-\overleftarrow{n}_{ii})+} \overrightarrow{\mathbf{Y}}_i^{(n-d)}, \quad (2)$$

where  $d$  is a finite feedback delay, additions and multiplications are defined over the binary field, and  $\mathbf{S}$  is a  $q \times q$  lower shift matrix.

The parameters  $\overrightarrow{n}_{ii}$ ,  $\overleftarrow{n}_{ii}$  and  $n_{ij}$  correspond to  $\lfloor \frac{1}{2} \log_2(\overline{\text{SNR}}_i) \rfloor$ ,  $\lfloor \frac{1}{2} \log_2(\underline{\text{SNR}}_i) \rfloor$  and  $\lfloor \frac{1}{2} \log_2(\text{INR}_{ij}) \rfloor$  respectively, where  $\overline{\text{SNR}}_i$ ,  $\underline{\text{SNR}}_i$  and  $\text{INR}_{ij}$  are parameters of the Gaussian interference channel (G-IC).

Transmitter  $i$  sends  $M_i$  information bits  $b_{i,1}, \dots, b_{i,M_i}$  by sending the codeword  $(\mathbf{X}_i^{(1)}, \dots, \mathbf{X}_i^{(N)})$ . The encoder of transmitter  $i$  can be modeled as a set of deterministic mappings  $f_i^{(1)}, \dots, f_i^{(N)}$ , with  $f_i^{(1)}: \{0, 1\}^{M_i} \rightarrow \{0, 1\}^q$  and  $\forall n \in \{2, \dots, N\}$ ,  $f_i^{(n)}: \{0, 1\}^{M_i} \times \{0, 1\}^{q(n-1)} \rightarrow \{0, 1\}^q$ , such that

$$\mathbf{X}_i^{(1)} = f_i^{(1)}(b_{i,1}, \dots, b_{i,M_i}) \text{ and} \quad (3)$$

$$\mathbf{X}_i^{(n)} = f_i^{(n)}(b_{i,1}, \dots, b_{i,M_i}, \overleftarrow{\mathbf{Y}}_i^{(1)}, \dots, \overleftarrow{\mathbf{Y}}_i^{(n-1)}). \quad (4)$$

At the end of the block, receiver  $i$  uses the sequence  $\mathbf{Y}_i^{(1)}, \dots, \mathbf{Y}_i^{(N)}$  to generate the estimates  $\hat{b}_{i,1}, \dots, \hat{b}_{i,M_i}$ . The average bit error probability at receiver  $i$ , denoted by  $p_i$ , is

calculated as follows

$$p_i = \frac{1}{M_i} \sum_{\ell=1}^{M_i} \mathbb{1}_{\{\hat{b}_{i,\ell} \neq b_{i,\ell}\}}. \quad (5)$$

A rate pair  $(R_1, R_2) \in \mathbb{R}_+^2$  is said to be achievable if it satisfies the following definition.

**Definition 1 (Achievable Rate Pairs):** The rate pair  $(R_1, R_2) \in \mathbb{R}_+^2$  is achievable if there exists at least one pair of codebooks  $\mathcal{X}_1$  and  $\mathcal{X}_2$  with codewords of length  $N$ , with the corresponding encoding functions  $f_1^{(1)}, \dots, f_1^{(N)}$  and  $f_2^{(1)}, \dots, f_2^{(N)}$  such that the average bit error probability can be made arbitrarily small by letting the block length  $N$  grows to infinity.

The following section determines the set of all the rate pairs  $(R_1, R_2)$  that are achievable in the LD-IC-NOF with parameters  $\overrightarrow{n}_{11}$ ,  $\overrightarrow{n}_{22}$ ,  $n_{12}$ ,  $n_{21}$ ,  $\overleftarrow{n}_{11}$  and  $\overleftarrow{n}_{22}$ .

### III. MAIN RESULTS

Denote by  $\mathcal{C}(\overrightarrow{n}_{11}, \overrightarrow{n}_{22}, n_{12}, n_{21}, \overleftarrow{n}_{11}, \overleftarrow{n}_{22})$  the capacity region of the LD-IC-NOF with parameters  $\overrightarrow{n}_{11}$ ,  $\overrightarrow{n}_{22}$ ,  $n_{12}$ ,  $n_{21}$ ,  $\overleftarrow{n}_{11}$  and  $\overleftarrow{n}_{22}$ . Theorem 1 (on top of next page) fully characterizes the capacity region  $\mathcal{C}(\overrightarrow{n}_{11}, \overrightarrow{n}_{22}, n_{12}, n_{21}, \overleftarrow{n}_{11}, \overleftarrow{n}_{22})$ .

#### A. Proofs

Theorem 1 fully characterizes the capacity region of the LD-IC-NOF. That is, the converse and achievable regions are identical. In the converse region, the inequalities (6) and (8) are inherited from the converse region of the LD-IC-POF in [3]. The inequality in (7) is a simple cut-set bound whose proof is presented in [12]. The inequalities (9) and (10) are new and generalize those presented in [11]. The corresponding proofs are presented in [12].

The achievability region is obtained using a coding scheme that combines a three-part message splitting, superposition coding and backward decoding, as first suggested in [1], [3], [5]. This coding scheme is fully described in [12] and it is specially designed for the IC-NOF. However, it can also be obtained as a special case of the more general scheme, i.e., interference channel with generalized feedback, presented in [1]. The relevance of this new achievability scheme is that it plays a key role in the achievability of the NE region, subject to the inclusion of random messages, as suggested in [10], [13]. Nonetheless, the analysis of the achievability of the NE region [14] is out of the scope of this paper.

#### B. Connections to Existing Results

In the case in which channel-output feedback is not available, i.e.,  $\overleftarrow{n}_{11} = \overleftarrow{n}_{22} = 0$ ,  $\overrightarrow{n}_{ii} = n_{ii}$ , for all  $i \in \{1, 2\}$ , Theorem 1 reduces to the capacity region of the LD-IC without feedback, i.e., Lemma 4 in [15].

Conversely, when perfect channel-output feedback links are available i.e.,  $\overleftarrow{n}_{11} = \max(\overrightarrow{n}_{11}, n_{12})$  and  $\overleftarrow{n}_{22} = \max(\overrightarrow{n}_{22}, n_{21})$ , Theorem 1 reduces to the capacity of the LD-IC-POF, that is, Corollary 1 in [3] in the corresponding notation.

*Theorem 1:* The capacity region  $\mathcal{C}(\vec{n}_{11}, \vec{n}_{22}, n_{12}, n_{21}, \overleftarrow{n}_{11}, \overleftarrow{n}_{22})$  of the two-user LD-IC-NOF is the set of non-negative rate pairs  $(R_1, R_2)$  that satisfy  $\forall i \in \{1, 2\}$  and  $j \in \{1, 2\} \setminus \{i\}$ :

$$R_i \leq \min(\max(\vec{n}_{ii}, n_{ji}), \max(\vec{n}_{ii}, n_{ij})), \quad (6)$$

$$R_i \leq \min(\max(\vec{n}_{ii}, n_{ji}), \max(\vec{n}_{ii}, \overleftarrow{n}_{jj} - (\vec{n}_{jj} - n_{ji})^+)), \quad (7)$$

$$R_1 + R_2 \leq \min(\max(\vec{n}_{11}, n_{12}) + (\vec{n}_{22} - n_{12})^+, \max(\vec{n}_{22}, n_{21}) + (\vec{n}_{11} - n_{21})^+), \quad (8)$$

$$R_1 + R_2 \leq \max((\vec{n}_{11} - n_{12})^+, n_{21}) + \max((\vec{n}_{22} - n_{21})^+, n_{12}) \quad (9)$$

$$+ \left( (\min(\overleftarrow{n}_{11}, \max(\vec{n}_{11}, n_{12})) - (\vec{n}_{11} - n_{12})^+)^+ - (n_{12} - \vec{n}_{11})^+ - \min(\vec{n}_{11}, n_{21}) + \min((\vec{n}_{11} - n_{12})^+, n_{21}) \right)^+ \\ + \left( (\min(\overleftarrow{n}_{22}, \max(\vec{n}_{22}, n_{21})) - (\vec{n}_{22} - n_{21})^+)^+ - (n_{21} - \vec{n}_{22})^+ - \min(\vec{n}_{22}, n_{12}) + \min((\vec{n}_{22} - n_{21})^+, n_{12}) \right)^+,$$

$$2R_i + R_j \leq \max(\vec{n}_{jj}, n_{ji}) + \max(\vec{n}_{ii}, n_{ij}) + (\vec{n}_{ii} - n_{ji})^+ - \min((\vec{n}_{jj} - n_{ji})^+, n_{ij}) \quad (10)$$

$$+ \left( (\min(\overleftarrow{n}_{jj}, \max(\vec{n}_{jj}, n_{ji})) - (\vec{n}_{jj} - n_{ji})^+)^+ - (n_{ji} - \vec{n}_{jj})^+ - \min(\vec{n}_{jj}, n_{ij}) + \min((\vec{n}_{jj} - n_{ji})^+, n_{ij}) \right)^+, \quad (11)$$

In the symmetric case in which channel-output feedback links are impaired by noise, i.e.,  $\vec{n}_{11} = \vec{n}_{22} = n$ ,  $n_{12} = n_{21} = m$  and  $\overleftarrow{n}_{11} = \overleftarrow{n}_{22} = \ell$ , Theorem 1 reduces to the capacity of the symmetric LD-IC-NOF, i.e., Theorem 1 in [11].

Note also that in the case in which the interference channel is symmetric, Theorem 1 partially generalizes Theorem 4.1 in [9]. For instance, note that when there exists only one perfect channel-output feedback, i.e.,  $\vec{n}_{11} = \vec{n}_{22} = n$ ,  $n_{12} = n_{21} = m$ ,  $\overleftarrow{n}_{11} = \max(\vec{n}_{11}, n_{12})$ , and  $\overleftarrow{n}_{22} = 0$ , Theorem 1 reduces to Theorem 4.1 (model 1000) in [9].

In the two-user IC-NOF, a transmitter sees a noisy version of the sum of its own transmitted signal and the interfering signal from the other transmitter. Hence, subject to a finite delay, one transmitter knows at least partially the information transmitted by the other transmitter in the network. This observation highlights the connections between the IC with feedback and the IC with source cooperation studied in [7].

### C. Discussion

This section provides a set of numerical examples in which particular scenarios are highlighted to show that channel-output feedback can be strongly beneficial for enlarging the capacity region of the two-user LD-IC even when channel-output feedback links are impaired by noise. At the same time, it also highlights other examples in which channel-output feedback does not bring any benefit in terms of the capacity region. These benefits are given in terms of the following metrics: (a) individual rate improvements  $\Delta_1$  and  $\Delta_2$ ; and (b) sum-rate improvement  $\Sigma$ .

In order to formally define  $\Delta_1$ ,  $\Delta_2$  and  $\Sigma$ , consider an LD-IC-NOF with parameters  $\vec{n}_{11}$ ,  $\vec{n}_{22}$ ,  $n_{12}$ ,  $n_{21}$ ,  $\overleftarrow{n}_{11}$  and  $\overleftarrow{n}_{22}$ . The maximum improvement  $\Delta_i(\vec{n}_{11}, \vec{n}_{22}, n_{12}, n_{21}, \overleftarrow{n}_{11}, \overleftarrow{n}_{22})$  of the individual rate  $R_i$  due to the effect of channel-output feedback with respect to

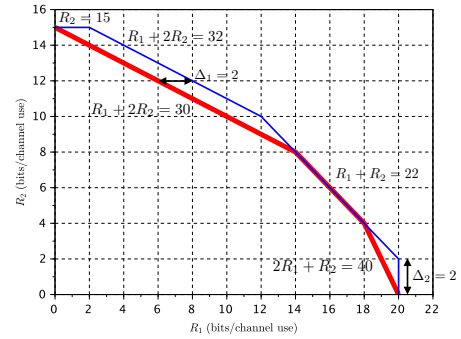


Fig. 2. Capacity region  $\mathcal{C}(20, 15, 12, 13, 0, 0)$  without feedback (thick red line) and  $\mathcal{C}(20, 15, 12, 13, 15, 14)$  with noisy channel-output feedback (thin blue line) of the example in Sec. III-C1. Note that  $\Delta_1(20, 15, 12, 13, 15, 14) = 2$  bits/ch.use,  $\Delta_2(20, 15, 12, 13, 15, 14) = 2$  bits/ch.use and  $\Sigma(20, 15, 12, 13, 15, 14) = 0$  bits/ch.use.

the case without feedback is:

$$\Delta_i(\vec{n}_{11}, \vec{n}_{22}, n_{12}, n_{21}, \overleftarrow{n}_{11}, \overleftarrow{n}_{22}) = \max_{R_j > 0} \sup_{\substack{(R_i, R_j) \in \mathcal{C}_1 \\ (R_i^\dagger, R_j) \in \mathcal{C}_2}} R_i - R_i^\dagger, \quad (12)$$

and the maximum sum rate improvement  $\Sigma(\vec{n}_{11}, \vec{n}_{22}, n_{12}, n_{21}, \overleftarrow{n}_{11}, \overleftarrow{n}_{22})$  with respect to the case without feedback is:

$$\Sigma(\vec{n}_{11}, \vec{n}_{22}, n_{12}, n_{21}, \overleftarrow{n}_{11}, \overleftarrow{n}_{22}) = \sup_{\substack{(R_1, R_2) \in \mathcal{C}_1 \\ (R_1^\dagger, R_2^\dagger) \in \mathcal{C}_2}} R_1 + R_2 - (R_1^\dagger + R_2^\dagger), \quad (13)$$

where  $\mathcal{C}_1 = \mathcal{C}(\vec{n}_{11}, \vec{n}_{22}, n_{12}, n_{21}, \overleftarrow{n}_{11}, \overleftarrow{n}_{22})$  and  $\mathcal{C}_2 = \mathcal{C}(\vec{n}_{11}, \vec{n}_{22}, n_{12}, n_{21}, 0, 0)$  are the capacity region with noisy channel-output feedback and without feedback, respectively. The following describes particular scenarios that highlight some interesting observations.

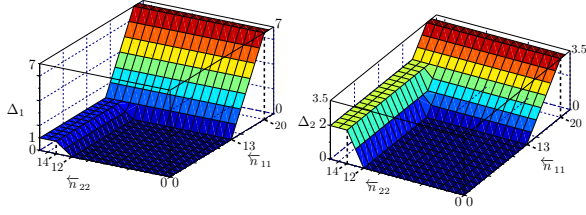


Fig. 3. Maximum improvement of individual rates of the example in Sec. III-C1

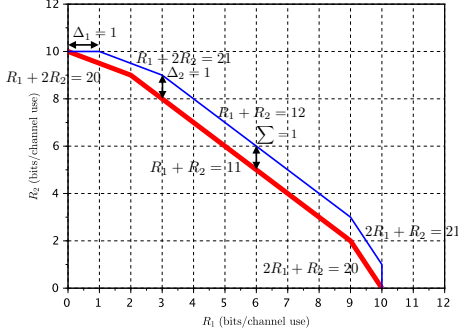


Fig. 4. Capacity region  $\mathcal{C}(10, 10, 3, 8, 0, 0)$  without feedback (thick red line) and  $\mathcal{C}(10, 10, 3, 8, 9, 4)$  with noisy channel-output feedback (thin blue line) of the example in Sec. III-C2. Note that  $\Delta_1(10, 10, 3, 8, 9, 4) = 1$  bit/ch.use,  $\Delta_2(10, 10, 3, 8, 9, 4) = 1$  bit/ch.use and  $\Sigma(10, 10, 3, 8, 9, 4) = 1$  bit/ch.use.

1) *Example 1: Only one channel-output feedback link allows simultaneous maximum improvement of both individual rates:* Consider the case in which transmitter-receiver pairs 1 and 2 are in weak and moderate interference regimes, with  $\bar{n}_{11} = 20$ ,  $\bar{n}_{22} = 15$ ,  $n_{12} = 12$ ,  $n_{21} = 13$ . In Fig. 2 the capacity region is plotted without channel-output feedback and with noisy channel-output feedback ( $\hat{n}_{11} = 15$ ,  $\hat{n}_{22} = 14$ ). In Fig. 3,  $\Delta_i(20, 15, 12, 13, \hat{n}_{11}, \hat{n}_{22})$  is plotted for both  $i = 1$  and  $i = 2$  as a function of  $\hat{n}_{11}$  and  $\hat{n}_{22}$ . Therein, it is shown that: (a) Increasing parameter  $\hat{n}_{11}$  beyond threshold  $\hat{n}_{11}^* = 13$  allows simultaneous improvement of both individual rates independently of the value of  $\hat{n}_{22}$ . Note that in the case of perfect channel-output feedback, i.e.,  $\hat{n}_{11} = \max(\bar{n}_{11}, n_{12})$ , the maximum improvement of both individual rates is simultaneously achieved even when  $\hat{n}_{22} = 0$ . (b) Increasing parameter  $\hat{n}_{22}$  beyond threshold  $\hat{n}_{22}^* = 12$  provides simultaneous improvement of both individual rates. However, the improvement on the individual rate  $R_2$  strongly depends on the value of  $\hat{n}_{11}$ . (c) Finally, the sum rate does not increase by using channel-output feedback in this case.

2) *Example 2: Only one channel-output feedback link allows maximum improvement of one individual rate and the sum-rate:* Consider the case in which transmitter-receiver pairs 1 and 2 are in very weak and moderate interference regimes, with  $\bar{n}_{11} = 10$ ,  $\bar{n}_{22} = 10$ ,  $n_{12} = 3$ ,  $n_{21} = 8$ . In Fig. 4 the capacity region is plotted without channel-output feedback and with noisy channel-output feedback ( $\hat{n}_{11} = 9$ ,  $\hat{n}_{22} = 4$ ). In Fig. 5,  $\Delta_i(10, 10, 3, 8, \hat{n}_{11}, \hat{n}_{22})$  is plotted for both  $i = 1$  and  $i = 2$  as a function of  $\hat{n}_{11}$  and  $\hat{n}_{22}$ . Therein, it is shown that: (a) Increasing  $\hat{n}_{11}$  beyond threshold

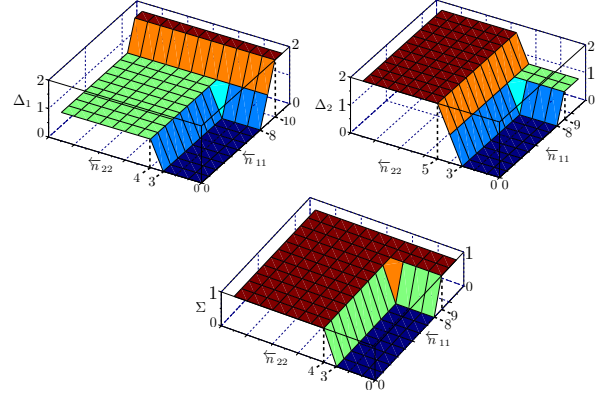


Fig. 5. Maximum improvement of one individual rate and the sum rate of the example in Sec. III-C2

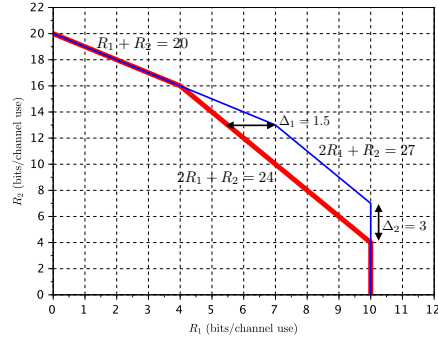


Fig. 6. Capacity region  $\mathcal{C}(10, 20, 6, 12, 0, 0)$  without feedback (thick red line) and  $\mathcal{C}(10, 20, 6, 12, 10, 11)$  with noisy channel-output feedback (thin blue line) of the example in Sec. III-C3. Note that  $\Delta_1(10, 20, 6, 12, 10, 11) = 1.5$  bits/ch.use,  $\Delta_2(10, 20, 6, 12, 10, 11) = 2$  bits/ch.use and  $\Sigma(10, 20, 6, 12, 10, 11) = 0$  bits/ch.use.

$\hat{n}_{11}^* = 8$  or increasing  $\hat{n}_{22}$  beyond threshold  $\hat{n}_{22}^* = 3$  allows simultaneous improvement of both individual rates. Nonetheless, maximum improvement on  $R_i$  is achieved by increasing  $\hat{n}_{ii}$ . (b) Increasing either  $\hat{n}_{11}$  or  $\hat{n}_{22}$  beyond thresholds  $\hat{n}_{11}^*$  and  $\hat{n}_{22}^*$ , allows maximum improvement of the sum rate (see Fig. 5).

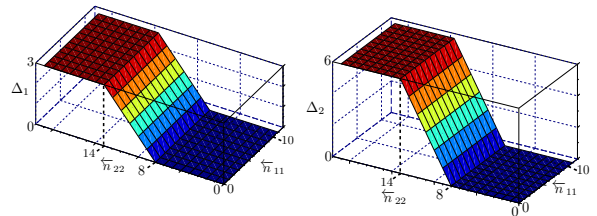


Fig. 7. Maximum improvement of one individual rate of the example in Sec. III-C3

3) *Example 3: At least one channel-output feedback link does not have any effect over the capacity region:* Consider the case in which transmitter-receiver pairs 1 and 2 are in the weak interference regime, with  $\bar{n}_{11} = 10$ ,  $\bar{n}_{22} = 20$ ,  $n_{12} = 6$ ,  $n_{21} = 12$ . In Fig. 6 the capacity region is plotted without channel-output feedback and with noisy channel-

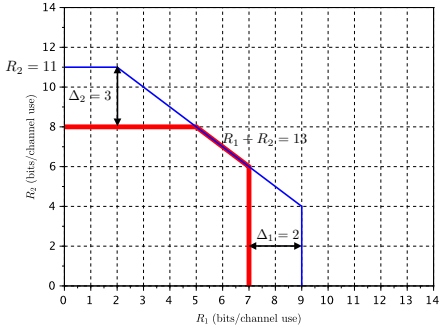


Fig. 8. Capacity region  $\mathcal{C}(7, 8, 15, 13, 0, 0)$  without feedback (thick red line) and  $\mathcal{C}(7, 8, 15, 13, 11, 9)$  with noisy channel-output feedback (thin blue line) of the example in Sec. III-C4. Note that  $\Delta_1(7, 8, 15, 13, 11, 9) = 2$  bits/ch.use,  $\Delta_2(7, 8, 15, 13, 11, 9) = 3$  bits/ch.use and  $\Sigma(7, 8, 15, 13, 11, 9) = 0$  bits/ch.use.

output feedback ( $\overleftarrow{n}_{11} = 10, \overleftarrow{n}_{22} = 11$ ). In Fig. 7,  $\Delta_i(10, 20, 6, 12, \overleftarrow{n}_{11}, \overleftarrow{n}_{22})$  is plotted for both  $i = 1$  and  $i = 2$  as a function of  $\overleftarrow{n}_{11}$  and  $\overleftarrow{n}_{22}$ . Therein, it is shown that: (a) Increasing parameter  $\overleftarrow{n}_{11}$  does not enlarge the capacity region, independently of the value of  $\overleftarrow{n}_{22}$ . (b) Increasing parameter  $\overleftarrow{n}_{22}$  beyond threshold  $\overleftarrow{n}_{22}^* = 8$  allows simultaneous improvement of both individual rates. (c) Finally, none of the parameters  $\overleftarrow{n}_{11}$  or  $\overleftarrow{n}_{22}$  increases the sum-rate in this case.

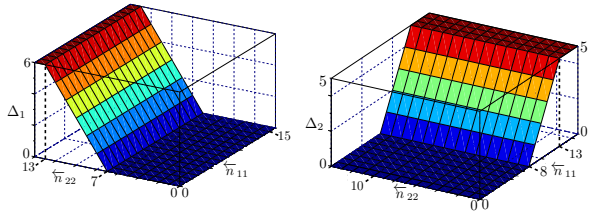


Fig. 9. Maximum improvement of one individual rate of the example in Sec. III-C4

4) *Example 4: The channel-output feedback of link  $i$  exclusively improves  $R_j$ :* Consider the case in which transmitter-receiver pairs 1 and 2 are in the very strong and strong interference regimes, with  $\vec{n}_{11} = 7, \vec{n}_{22} = 8, n_{12} = 15, n_{21} = 13$ . In Fig. 8 the capacity region is plotted without channel-output feedback and with noisy channel-output feedback ( $\overleftarrow{n}_{11} = 11, \overleftarrow{n}_{22} = 9$ ). In Fig. 9,  $\Delta_i(7, 8, 15, 13, \overleftarrow{n}_{11}, \overleftarrow{n}_{22})$  is plotted for both  $i = 1$  and  $i = 2$  as a function of  $\overleftarrow{n}_{11}$  and  $\overleftarrow{n}_{22}$ . Therein, it is shown that: (a) Increasing parameter  $\overleftarrow{n}_{11}$  beyond threshold  $\overleftarrow{n}_{11}^* = 8$  exclusively improves  $R_2$ . (b) Increasing parameter  $\overleftarrow{n}_{22}$  beyond threshold  $\overleftarrow{n}_{22}^* = 7$  exclusively improves  $R_1$ . (c) None of the parameters  $\overleftarrow{n}_{11}$  or  $\overleftarrow{n}_{22}$  has an impact over the sum rate in this case. Note that these observations are in line with the interpretation of channel-output feedback as an altruistic technique, as in [10], [14]. This is basically because the link implementing channel-output feedback provides an alternative path to the information sent by the other link, as first suggested in [3].

5) *Example 5: None of the channel-output feedback links has any effect over the capacity region:* Consider the case in

which transmitter-receiver pairs 1 and 2 are in the very weak and strong interference regimes, with  $\vec{n}_{11} = 10, \vec{n}_{22} = 9, n_{12} = 2, n_{21} = 15$ . Note that the capacity region of the LD-IC with and without channel-output feedback are identical, i.e., neither  $\overleftarrow{n}_{11}$  nor  $\overleftarrow{n}_{22}$  enlarges the capacity region. In this specific example, it is not possible to take advantage of the feedback links for using interference as side information or to generate an alternative path.

## IV. CONCLUSIONS

In this paper, the noisy channel-output feedback capacity of the linear deterministic interference channel has been fully characterized by generalizing existing results. Based on specific asymmetric examples, it is highlighted that even in the presence of noise, the benefits of channel-output feedback can be significantly relevant in terms of achievable individual rate and sum-rate improvements with respect to the case without feedback. Nonetheless, there also exist scenarios in which these benefits are totally inexistent.

## REFERENCES

- [1] D. Tuninetti, "On interference channel with generalized feedback (IF-GF)," in *Proc. of International Symposium on Information Theory (ISIT)*, Nice, France, Jun. 2007, pp. 2661–2665.
- [2] —, "An outer bound region for interference channels with generalized feedback," in *IEEE Information Theory and Applications Workshop (ITA)*, Feb. 2010, pp. 1–5.
- [3] C. Suh and D. N. C. Tse, "Feedback capacity of the Gaussian interference channel to within 2 bits," *IEEE Transactions on Information Theory*, vol. 57, no. 5, pp. 2667–2685, May. 2011.
- [4] A. Vahid, C. Suh, and A. S. Avestimehr, "Interference channels with rate-limited feedback," *IEEE Transactions on Information Theory*, vol. 58, no. 5, pp. 2788–2812, May. 2012.
- [5] S. Yang and D. Tuninetti, "Interference channel with generalized feedback (a.k.a. with source cooperation): Part I: Achievable region," *IEEE Transactions on Information Theory*, vol. 57, no. 57, pp. 2686–2710, May. 2011.
- [6] S. Mohajer, R. Tandon, and H. V. Poor, "On the feedback capacity of the fully connected-user interference channel," *IEEE Transactions on Information Theory*, vol. 59, no. 5, pp. 2863–2881, May. 2013.
- [7] V. M. Pabhakaran and P. Viswanath, "Interference channel with source cooperation," *IEEE Transactions on Information Theory*, vol. 57, no. 1, pp. 156–186, Jan. 2011.
- [8] D. Tuninetti, "An outer bound for the memoryless two-user interference channel with general cooperation," in *IEEE Information Theory Workshop (ITW)*, Sep. 2012, pp. 217–221.
- [9] A. Sahai, V. Aggarwal, M. Yuksel, and A. Sabharwal, "Capacity of all nine models of channel output feedback for the two-user interference channel," *IEEE Transactions on Information Theory*, vol. 59, no. 11, pp. 6957–6979, 2013.
- [10] S. M. Perlaza, R. Tandon, H. V. Poor, and Z. Han, "Perfect output feedback in the two-user decentralized interference channel," *arXiv:1306.2878*, 2013.
- [11] S.-Q. Le, R. Tandon, M. Motani, and H. V. Poor, "Approximate capacity region for the symmetric Gaussian interference channel with noisy feedback," *IEEE Transactions on Information Theory*, vol. 61, no. 7, pp. 3737–3762, Jul. 2015.
- [12] V. Quintero, S. M. Perlaza, and J.-M. Gorce, "Noisy channel-output feedback capacity of the linear deterministic interference channel," INRIA Grenoble - Rhône-Alpes, Tech. Rep. 456, Jan. 2015.
- [13] R. A. Berry and D. N. C. Tse, "Shannon meets Nash on the interference channel," *IEEE Transactions on Information Theory*, vol. 57, no. 5, pp. 2821–2836, May. 2011.
- [14] S. M. Perlaza, R. Tandon, and H. V. Poor, "Symmetric decentralized interference channels with noisy feedback," in *Proc. IEEE Intl. Symposium on Information Theory (ISIT)*, Honolulu, HI, USA, Jun. 2014.
- [15] G. Bresler and D. N. C. Tse, "The two user Gaussian interference channel: A deterministic view," *European Transactions on Telecommunications*, vol. 19, no. 4, pp. 333–354, Apr. 2008.