



HAL
open science

Backward Bifurcation and Control in Transmission Dynamics of Arboviral Diseases

Hamadjam Abboubakar, Jean Claude Kamgang, Daniel Tieudjo

► **To cite this version:**

Hamadjam Abboubakar, Jean Claude Kamgang, Daniel Tieudjo. Backward Bifurcation and Control in Transmission Dynamics of Arboviral Diseases. 2015. hal-01200471v1

HAL Id: hal-01200471

<https://hal.science/hal-01200471v1>

Preprint submitted on 16 Sep 2015 (v1), last revised 2 Nov 2015 (v3)

HAL is a multi-disciplinary open access archive for the deposit and dissemination of scientific research documents, whether they are published or not. The documents may come from teaching and research institutions in France or abroad, or from public or private research centers.

L'archive ouverte pluridisciplinaire **HAL**, est destinée au dépôt et à la diffusion de documents scientifiques de niveau recherche, publiés ou non, émanant des établissements d'enseignement et de recherche français ou étrangers, des laboratoires publics ou privés.

Backward Bifurcation and Control in Transmission Dynamics of Arboviral Diseases

HAMADJAM ABBOUBAKAR^{1,2}, JEAN CLAUDE KAMGANG², DANIEL TIEUDJO²

¹ *The University of Ngaoundere, UIT, Laboratoire d'Analyse, Simulation et Essai, P.O. Box 455 Ngaoundere, Cameroon*

² *The University of Ngaoundere, ENSAI, Laboratoire de Mathématiques Expérimentales, P. O. Box 455 Ngaoundere, Cameroon*

Abstract

In this paper, we derive and analyze a compartmental model for the control of arboviral diseases which takes into account an imperfect vaccine combined with individual protection and some vector control strategies already studied in the literature. After the formulation of the model, a qualitative study based on stability analysis and bifurcation theory reveals that the phenomenon of backward bifurcation may occur. The stable disease-free equilibrium of the model coexists with a stable endemic equilibrium when the reproduction number, R_0 , is less than unity. Using Lyapunov function theory, we prove that the trivial equilibrium is globally asymptotically stable; When the disease-induced death is not considered, or/and, when the standard incidence is replaced by the mass action incidence, the backward bifurcation does not occur. Under a certain condition, we establish the global asymptotic stability of the disease-free equilibrium of the full model. Through sensitivity analysis, we determine the relative importance of model parameters for disease transmission. Numerical simulations show that the combination of several control mechanisms would significantly reduce the spread of the disease, if we maintain the level of each control high, and this, over a long period.

Keywords: Compartmental model, Arboviral diseases, Vaccination, Vector control strategies, Stability, Bifurcation, Sensitivity analysis.

AMS Subject Classification (2010): 34D20, 34D23, 37N25, 92D30.

¹Corresponding author. Present Address: UIT-Department of Computer Science, P.O. Box 455, Ngaoundere, Cameroon, email: abboubakarhamadjam@yahoo.fr, Tel. (+237) 694 52 31 11

1 Introduction

Arboviral diseases are affections transmitted by hematophagous arthropods. There are currently 534 viruses registered in the International Catalog of Arboviruses and 25% of them have caused documented illness in human populations [1, 2, 3]. Examples of those kinds of diseases are dengue, yellow fever, Saint Louis fever, encephalitis, West Nile fever and chikungunya. A wide range of arbovirus diseases are transmitted by mosquito bites and constitute a public health emergency of international concern. According to WHO, dengue, caused by any of four closely-related virus serotypes (DEN-1-4) of the genus *Flavivirus*, causes 50–100 million infections worldwide every year, and the majority of patients worldwide are children aged 9 to 16 years [4, 5, 6]. The dynamics of arboviral diseases like dengue or chikungunya are influenced by many factors such as human and mosquito behavior, the virus itself, as well as the environment which directly or indirectly affects all the present mechanisms of control.

For all mentioned diseases, only yellow fever has a licensed vaccine. Nevertheless, considerable efforts are made to obtain the vaccines for other diseases. In the case of Dengue for example, the scientists of french laboratory SANOFI have conducted different tries in Latin America and Asia. Thus, a tetravalent vaccine could be quickly set up in the coming months. But in any case, it is clear that this vaccine will be imperfect. However, the tries in Latin America have shown that vaccine efficacy was 64.7%. Serotype-specific vaccine efficacy was 50.3% for serotype 1, 42.3% for serotype 2, 74.0% for serotype 3, and 77.7% for serotype 4 [7]. The tries in Asia have shown that efficacy was 30.2%, and differed by serotype [8].

Host-vector models for arboviral diseases transmission were proposed in [9, 10, 11, 12, 13, 14, 15, 16, 17, 18, 19, 20, 21, 22, 23, 24, 25] with the focus on the construction of the basic reproductive ratio and related stability analysis of the disease free and endemic equilibria. Some of these works in the literature focus on modeling the spread of arboviral diseases and its control using some mechanism of control like imperfect vaccines [19, 20] and other control tools like individual protection and vector control strategy [9, 10, 15, 21, 23, 24].

In [15], Dumont and Chiroleu proposed a compartmental model to study the impact of vector control methods used to contain or stop the epidemic of Chikungunya of 2006 in Réunion island. Moulay et al. [23] study an optimal control based on protection and vector control strategies to fight against Chikungunya. In [20], Rodrigues et al. simulate an hypothetical vaccine as an extra protection to the human population against epidemics of Dengue, using the optimal control. In these models [15, 20, 23],

- (i) the population is constant,
- (ii) the disease-induced death in humans is not considered,
- (iii) the complete stage progression of development of vectors is not considered,
- (iv) none of the above mentioned models takes into account the combination of the mechanisms of control already studied in the literature, such as vaccination, individual protection and vector control strategies (destruction of breeding site, eggs and larvae reduction).

The aim of this work is to propose and study a arboviral disease control model which takes into account human immigration, disease-induced mortality in human communities, the complete stage structured model for vectors and a combination of human vaccination, individual protection and vector control strategies to fight against the spread of these kind of diseases.

We start with the formulation of the model, which is an extension of the previous model study in [26]. We include the complete stage progression of development of vectors, the waning vaccine, and four other continuous controls (individual protection, using adulticides, the mechanical control, Eggs and larvae reduction). We compute the net reproductive number \mathcal{N} , as well as the basic reproduction number, R_0 , and investigate the existence and stability of equilibria. We prove that the trivial equilibrium is globally asymptotically stable whenever $\mathcal{N} < 1$. When $\mathcal{N} > 1$ and $R_0 < 1$, we prove that the system exhibit the backward bifurcation phenomenon. The implication of this occurrence is that the classical epidemiological requirement for effective eradication of the disease, $R_0 < 1$, is no longer sufficient, even though necessary. However considering two situations: the model without vaccination and the model with mass incidence rates, we prove that the disease-induced death and the standard incidence functions, respectively, are the main causes of the occurrence of backward bifurcation. We found that the disease-free equilibrium is globally asymptotically stable under certain condition. Through local and global sensitivity analysis, we determine the relative importance parameters of the model on the disease transmission. By using the pulse control technique in numerical simulations, we evaluate the impact of different controls combinations on the decrease of the spread of these diseases.

The paper is organized as follows. In Section 2 we present the transmission model and in Section 3 we carry out some analysis by determining important thresholds such as the net reproductive number \mathcal{N} and the basic reproduction

number R_0 , and different equilibria of the model. We then demonstrate the stability of equilibria and carry out bifurcation analysis. In section 4, both local and global sensitivity analysis are used to assess the important parameters in the spread of the diseases. Section 5 is devoted to numerical simulations and discussion. A conclusion rounds up the paper.

2 The formulation of the model

The model we propose here is based on the modelling approach given in [26, 15, 16, 17, 18, 19, 23, 24]. It is assumed that the human and vector populations are divided into compartments described by time-dependent state variables. The compartments in which the populations are divided are the following ones:

– For humans, we consider susceptible (denoted by S_h), vaccinated (V_h), exposed (E_h), infectious (I_h) and resistant or immune (R_h); So that, $N_h = S_h + V_h + E_h + I_h + R_h$. Following Garba et al. [19] and Rodrigues et al. [20], we assume that the immunity, obtained by the vaccination process, is temporary. So, the immunity has the waning rate ω . The recruitment in human population is at the constant rate Λ_h , and newly recruited individuals enter the susceptible compartment S_h .

Are concerned by recruitment people that are totally naive from the disease, and immune people whose immunity is lost. Each individual human compartment goes out from the dynamics at natural mortality rates μ_h . The human susceptible population is decreased following infection, which can be acquired via effective contact with an exposed or infectious vector at a rate $\lambda_h = \frac{a\beta_{hv}(\eta_v E_v + I_v)}{N_h}$ [19]

where a is the biting rate per susceptible vector, β_{hv} is the transmission probability from an infected vector (E_v or I_v) to a susceptible human (S_h). The probability that a vector chooses a particular human or other source of blood to bite can be assumed as $\frac{1}{N_h}$. Thus, a human receives in average $a\frac{N_v}{N_h}$ bites per unit of

times. Then, the infection rate per susceptible human is given $a\beta_{hv}\frac{N_v}{N_h}\frac{(\eta_v E_v + I_v)}{N_v}$.

In expression of λ_h , the modification parameter $0 < \eta_v < 1$ accounts for the assumed reduction in transmissibility of exposed mosquitoes relative to infectious mosquitoes [19] (see the references therein for the specific sources). Latent humans (E_h) become infectious (I_h) at rate γ_h . Infectious humans recover at a constant rate, σ or dies as consequence of infection, at a disease-induced death rate δ . Immune humans retain their immunity for life.

– Following [23], the stage structured model is used to describe the vector

population dynamics, which consists of three main stages: embryonic (E), larvae (L) and pupae (P). Even if eggs (E) and immature stages (L and P) are both aquatic, it is important to dissociate them because, for optimal control point of view, drying the breeding sites does not kill eggs, but only larvae and pupae. Moreover, chemical interventions on the breeding sites has impact on the larvae population (as such as pupae), but not on the eggs [23]. The number of laid eggs is assumed proportional to the number of females. The system of stage structured model of aquatic phase development of vector is given by (see [23] for details)

$$\begin{cases} \dot{E} &= \mu_b \left(1 - \frac{E}{\Gamma_E}\right) (S_v + E_v + I_v) - (s + \mu_E)E \\ \dot{L} &= sE \left(1 - \frac{L}{\Gamma_L}\right) - (l + \mu_L)L \\ \dot{P} &= lL - (\theta + \mu_P)P \end{cases} \quad (1)$$

Unlike the authors of [23], we take into account the pupal stage in the development of the vector. This is justified by the fact that they do not feed during this transitional stage of development, as they transform from larvae to adults. So, the control mechanisms can not be applied to them.

A rate, θ , of pupae become female Adults. Each individual vector compartment goes out from the dynamics at natural mortality rates μ_v . The vector susceptible population is decreased following infection, which can be acquired via effective contact with an exposed or infectious human at a rate $\lambda_v = \frac{a_i \beta_{vh} (\eta_h E_h + I_h)}{N_h}$ [19] where β_{hv} is the transmission probability from an infected human (E_h or I_h) to a susceptible vector (S_v). Latent vectors (E_v) become infectious (I_v) at rate γ_v . The vector population does not have an immune class, since it is assumed that their infectious period ends with their death [17].

Then, we add new terms in the model to assess the different control tools studied:

- (i) α_1 represents the efforts made to protect human from mosquitoes bites. It mainly consists to the use of mosquito nets or wearing appropriate clothing [24]. Thus we modify the infection term as follows:

$$\lambda_h^c = (1 - \alpha_1)\lambda_h, \quad \text{and} \quad \lambda_v^c = (1 - \alpha_1)\lambda_v, \quad \text{with} \quad 0 \leq \alpha_1 < 1; \quad (2)$$

- (ii) η_1 and η_2 are eggs and larvae mortality rates induced by chemical intervention respectively,

(iii) c_m is the additional mortality rate due to the adulticide,

(iv) α_2 is the parameter associated with the efficacy of the mechanical control.

The above assumptions lead to the following non-linear system of ordinary differential equations

$$\begin{cases} \dot{S}_h &= \Lambda_h + \omega V_h - (\lambda_h^c + \xi + \mu_h) S_h \\ \dot{V}_h &= \xi S_h - [(1 - \epsilon)\lambda_h^c + \omega + \mu_h] V_h \\ \dot{E}_h &= \lambda_h^c [S_h + (1 - \epsilon)V_h] - (\mu_h + \gamma_h) E_h \\ \dot{I}_h &= \gamma_h E_h - (\mu_h + \delta + \sigma) I_h \\ \dot{R}_h &= \sigma I_h - \mu_h R_h \\ \dot{S}_v &= \theta P - \lambda_v^c S_v - (\mu_v + c_m) S_v \\ \dot{E}_v &= \lambda_v^c S_v - (\mu_v + \gamma_v + c_m) E_v \\ \dot{I}_v &= \gamma_v E_v - (\mu_v + c_m) I_v \\ \dot{E} &= \mu_b \left(1 - \frac{E}{\alpha_2 \Gamma_E}\right) (S_v + E_v + I_v) - (s + \mu_E + \eta_1) E \\ \dot{L} &= sE \left(1 - \frac{L}{\alpha_2 \Gamma_L}\right) - (l + \mu_L + \eta_2) L \\ \dot{P} &= lL - (\theta + \mu_P) P \end{cases} \quad (3)$$

It is important to note that no intervention measure is performed to kill the pupae for two reasons: the first reason is the fact that at this stage, no food is absorbed by the insect, so it is impossible to make her ingest a toxic substance; the second reason is the fact that products soluble in water deposits by contact are not selective mosquito nymphs and act on all the wildlife of the cottage.

The description of state variables and parameters of model (3) are given in Tables 1 and 2–3.

2.1 Well posedness of the model

We now show that the system (3) is mathematically well defined and biologically feasible. We write

$$\begin{aligned} k_1 &:= \xi + \mu_h; & k_2 &:= \omega + \mu_h; & k_3 &:= \mu_h + \gamma_h; & k_4 &:= \mu_h + \delta + \sigma; \\ k_5 &:= s + \mu_E + \eta_1; & k_6 &:= l + \mu_L + \eta_2; & k_7 &:= \theta + \mu_P; & k_8 &:= \mu_v + c_m; \\ k_9 &:= \mu_v + \gamma_v + c_m; & K_E &:= \alpha_2 \Gamma_E; & K_L &:= \alpha_2 \Gamma_L; & \pi &:= 1 - \epsilon. \end{aligned} \quad (4)$$

System (3) can be rewritten in the following way

$$\frac{dX}{dt} = \mathbb{A}(X)X + F \quad (5)$$

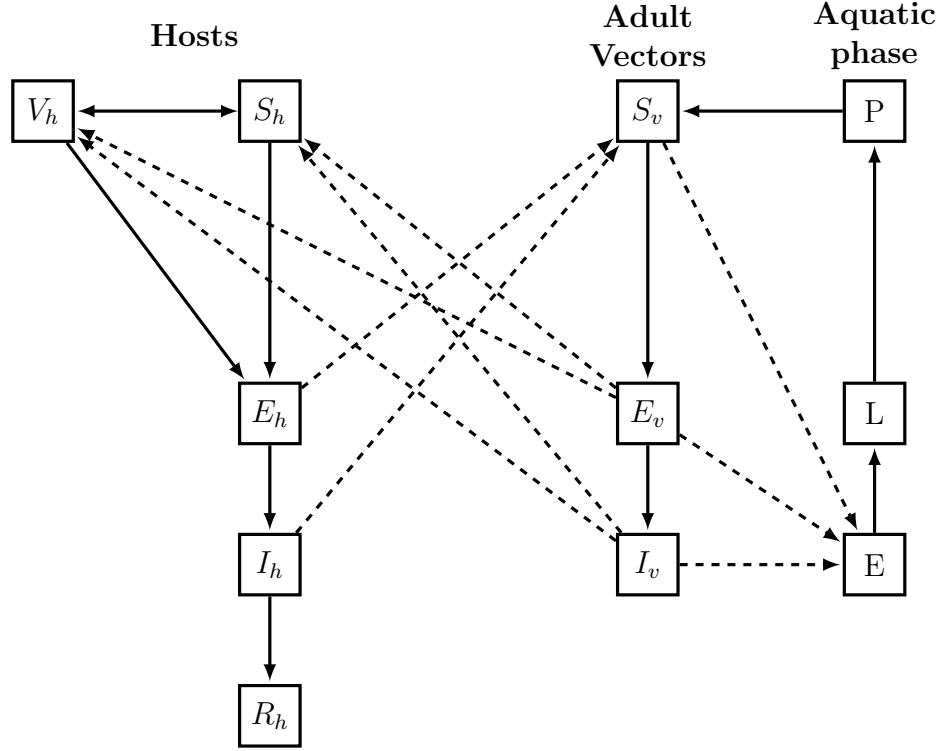


Figure 1: A compartment model for vector-borne disease with waning vaccine and mosquito aquatic development phase.

with $X = (S_h, V_h, E_h, I_h, R_h, S_v, E_v, I_v, E, L, P)^T$, $\mathbb{A}(X) = \begin{pmatrix} A_1(X) & 0 \\ 0 & A_4(X) \end{pmatrix}$

with

$$A_1(X) = \begin{pmatrix} -\lambda_h^c - k_1 & \omega & 0 & 0 & 0 \\ \xi & -\pi\lambda_h^c - k_2 & 0 & 0 & 0 \\ \lambda_h & \pi\lambda_h & -k_3 & 0 & 0 \\ 0 & 0 & \gamma_h & -k_4 & 0 \\ 0 & 0 & 0 & \sigma & -\mu_h \end{pmatrix}$$

Table 1: The state variables of model (3).

Humans		Vectors	
S_h :	Susceptible	E :	Eggs
V_h :	Vaccines	L :	Larvae
E_h :	Infected in latent stage	P :	Pupae
I_h :	Infectious	S_v :	Susceptible
R_h :	Resistant (immune)	E_v :	Infected in latent stage
		I_v :	Infectious

and

$$A_2(X) = \begin{pmatrix} -(\lambda_v^c + k_8) & 0 & 0 & 0 & 0 & \theta \\ \lambda_v & -k_9 & 0 & 0 & 0 & 0 \\ 0 & \gamma_v & -k_8 & 0 & 0 & 0 \\ A_{96} & A_{96} & A_{96} & -A_{97} & 0 & 0 \\ 0 & 0 & 0 & A_{109} & -A_{10} & 0 \\ 0 & 0 & 0 & 0 & l & -k_7 \end{pmatrix}$$

where $A_{96} = \mu_b \left(1 - \frac{E}{K_E}\right)$, $A_{97} = \left(\frac{\mu_b N_v}{K_E} + k_5\right)$, $A_{109} = s \left(1 - \frac{L}{K_L}\right)$ and $A_{10} = \frac{sE}{K_L} + k_6$; and $F = (\Lambda_h, 0, 0, 0, 0, 0, 0, 0, 0, 0, 0)^T$.

Note that $\mathbb{A}(X)$ is a Metzler matrix, i.e. a matrix such that off diagonal terms are non negative [30, 31], for all $X \in \mathbb{R}_+^{11}$. Thus, using the fact that $F \geq 0$, system (5) is positively invariant in \mathbb{R}_+^{11} , which means that any trajectory of the system starting from an initial state in the positive orthant \mathbb{R}_+^{11} , remains forever in \mathbb{R}_+^{11} . The right-hand side is Lipschitz continuous: there exists a unique maximal solution.

By adding the first four equations of model system (3), it follows that

$$\dot{N}_h(t) = \Lambda_h - \mu_h N_h - \delta I_h \leq \Lambda_h - \mu_h N_h$$

So that

$$0 \leq N_h(t) \leq \frac{\Lambda_h}{\mu_h} + \left(N_h(0) - \frac{\Lambda_h}{\mu_h}\right) e^{-\mu_h t}$$

Thus, at $t \rightarrow \infty$, $0 \leq N_h(t) \leq \frac{\Lambda_h}{\mu_h}$.

Table 2: Description and baseline values/range of parameters of model (3).

Parameters	Description	Baseline value/range	Sources
Λ_h	Recruitment rate of humans	2.5 day ⁻¹	[19]
μ_h	Natural mortality rate in humans	$\frac{day^{-1}}{(67 \times 365)}$	[19]
ξ	Vaccine coverage	Variable	
ω	Vaccine waning rate	Variable	
ϵ	The vaccine efficacy	0.61	[27]
a	Average number of bites	1 day ⁻¹	[9, 19]
β_{hv}	Probability of transmission of infection from an infectious human to a susceptible vector	0.1, 0.75 day ⁻¹	[9, 19]
γ_h	Progression rate from E_h to I_h	$[\frac{1}{15}, \frac{1}{3}]$ day ⁻¹	[15, 28]
δ	Disease-induced death rate	10^{-3} day ⁻¹	[19]
σ	Recovery rate for humans	0.1428 day ⁻¹	[9, 19]
η_h, η_v	Modifications parameter	(0, 1)	[19]
μ_v	Natural mortality rate of vectors	$[\frac{1}{30}, \frac{1}{14}]$ day ⁻¹	[9, 19]
γ_v	Progression rate from E_v to I_v	$[\frac{1}{21}, \frac{1}{2}]$ day ⁻¹	[15, 28]
β_{vh}	Probability of transmission of infection from an infectious vector to a susceptible human	0.1, 0.75 day ⁻¹	[9, 19]
θ	Maturation rate from pupae to adult	0.08 day ⁻¹	[15, 23, 24]
μ_b	Number of eggs at each deposit	6 day ⁻¹	[15, 23, 24]
Γ_E	Carrying capacity for eggs	$10^3, 10^6$	[9, 23]
Γ_L	Carrying capacity for larvae	$5 \times 10^2, 5 \times 10^5$	[9, 23]
μ_E	Eggs death rate	0.2 or 0.4	[24]
μ_L	Larvae death rate	0.2 or 0.4	[24]
μ_P	Pupae death rate	0.4	

Table 3: Description and baseline values/range of parameters of model (3).

Parameters	Description	Baseline value/range	Sources
s	Transfer rate from eggs to larvae	0.7 day^{-1}	[24]
l	Transfer rate from larvae to pupae	0.5 day^{-1}	[23, 29]
η_1, η_2	Eggs and larvae mortality rates induced by chemical intervention	0.001, 0.3	[24]
α_1	Human protection rate	$[0, 1]$	
α_2	Efficacy of the mechanical control	$(0, 1]$	[15]
c_m	Adulticide killing rate	$[0, 0.8]$	[15]

By adding the equations in S_v , E_v and E_v of system (3), it follows that

$$\dot{N}_v(t) = \theta P - \mu_v N_v$$

So that

$$0 \leq N_v(t) = \frac{\theta P}{\mu_v} + \left(N_v(0) - \frac{\theta P}{\mu_v} \right) e^{-\mu_v t}$$

Thus, at $t \rightarrow \infty$, $0 \leq N_v(t) \leq \frac{\theta l K_L}{\mu_v k_7}$ since $P \leq \frac{l K_L}{k_7}$.

Therefore, all feasible solutions of model system (3) enter the region:

$$\mathcal{D} = \left\{ (S_h, V_h, E_h, I_h, R_h, S_v, E_v, I_v, E, L, P) \in \mathbb{R}^{11} : N_h \leq \frac{\Lambda_h}{\mu_h}; E \leq K_E; L \leq K_L; \right. \\ \left. P \leq \frac{l K_L}{k_7}; N_v \leq \frac{\theta l K_L}{k_7 k_8} \right\}$$

3 Mathematical analysis

3.1 The disease-free equilibria and its stability

In the absence of disease in the both population (human and Adult vector), i.e. $\lambda_h^c = \lambda_v^c = 0$ (or $E_h = I_h = E_v = I_v = 0$), we obtain two equilibria without disease: the trivial equilibrium (equilibrium without vector and disease) $\mathcal{E}_0 = (S_h^0, V_h^0, 0, 0, 0, 0, 0, 0, 0, 0, 0)$ and the disease-free equilibrium (equilibrium

with vector and without disease) $\mathcal{E}_1 = (S_h^0, V_h^0, 0, 0, 0, N_v^0, 0, 0, E, L, P)$ with

$$\begin{aligned} S_h^0 &= \frac{\Lambda_h k_2}{\mu_h(k_2 + \xi)}, & V_h^0 &= \frac{\xi \Lambda_h}{\mu_h(k_2 + \xi)}, & N_v^0 &= \frac{K_E K_L k_5 k_6 (\mathcal{N} - 1)}{\mu_b (K_E s + k_6 K_L)}, \\ P &= \frac{K_E K_L k_5 k_6 k_8 (\mathcal{N} - 1)}{\mu_b \theta (K_E s + k_6 K_L)}, & L &= \frac{K_E K_L k_5 k_6 k_7 k_8 (\mathcal{N} - 1)}{\mu_b \theta l (K_E s + k_6 K_L)}, \\ E &= \frac{K_E K_L k_5 k_6 k_7 k_8 (\mathcal{N} - 1)}{s (\mu_b l K_L \theta + k_5 k_7 k_8 K_E)}. \end{aligned} \quad (6)$$

where \mathcal{N} is the net reproductive number [23, 32, 33] given by

$$\mathcal{N} = \frac{\mu_b \theta l s}{k_5 k_6 k_7 k_8} \quad (7)$$

3.1.1 Local stability of disease-free equilibria

The local asymptotic stability result of equilibria \mathcal{E}_0 and \mathcal{E}_1 is given in the following.

Theorem 3.1. *Define the basic reproductive number [34, 35]*

$$R_0 = \sqrt{\frac{a^2 (1 - \alpha_1)^2 \beta_{hv} \beta_{vh} \mu_h k_5 k_6 (\gamma_h + k_4 \eta_h) (\gamma_v + k_8 \eta_v) (\pi \xi + k_2) \alpha_2 \Gamma_E \Gamma_L (\mathcal{N} - 1)}{k_3 k_4 k_8 k_9 \mu_b \Lambda_h (\xi + k_2) (k_6 \Gamma_L + s \Gamma_E)}} \quad (8)$$

Then,

- (i) if $\mathcal{N} \leq 1$, the trivial equilibrium \mathcal{E}_0 is locally asymptotically stable in \mathcal{D} ;
- (ii) if $\mathcal{N} > 1$, the trivial equilibrium is unstable and the disease-free equilibrium \mathcal{E}_1 is locally asymptotically stable in \mathcal{D} whenever $R_0 < 1$.

Proof. See Appendix B. □

The basic reproduction number of a disease is the average number of secondary cases that one infectious individual produces during his infectious period in a totally susceptible population. The epidemiological implication of Theorem 3.1 is that, in general, when the basic reproduction number, R_0 is less than unity, a small influx of infectious vectors into the community would not generate large outbreaks, and the disease dies out in time (since the DFE is LAS) [19, 34, 35, 36]. However, we show in the subsection 3.2 that the disease may still persist even when $R_0 < 1$.

3.1.2 Global stability of the trivial equilibrium

The global stability of the trivial equilibrium is given by the following result:

Theorem 3.2. *If $\mathcal{N} \leq 1$, then \mathcal{E}_0 is globally asymptotically stable on \mathcal{D} .*

Proof. To prove the global asymptotic stability of the trivial disease-free equilibrium \mathcal{E}_0 , we use the direct Lyapunov method. To this aim, we set $Y = X - TE$ with $X = (S_h, V_h, E_h, I_h, R_h, S_v, E_v, I_v, E, L, P)^T$ and rewrite (3) in the following manner

$$\frac{dY}{dt} = \mathcal{B}(Y)Y.$$

The global asymptotic stability of \mathcal{E}_0 is achieved by considering the following Lyapunov function $\mathcal{L}(Y) = \langle g, Y \rangle$ where $g = \left(1, 1, 1, 1, 1, 1, 1, 1, \frac{k_8}{\mu_b}, \frac{k_5 k_8}{\mu_b s}, \frac{k_5 k_6 k_8}{\mu_b s l}\right)$. See Appendix C for the details. \square

3.1.3 Global stability of the disease-free equilibrium

We now turn to the global stability of the disease-free equilibrium \mathcal{E}_1 . we prove that the disease-free equilibrium \mathcal{E}_1 is globally asymptotically stable under a certain threshold condition. To this aim, we use a result obtained by Kamgang and Sallet [37], which is an extension of some results given in [35]. Using the property of DFE, it is possible to rewrite (3) in the following manner

$$\begin{cases} \dot{X}_S = \mathcal{A}_1(X)(X_S - X_{DFE}) + \mathcal{A}_{12}(X)X_I \\ \dot{X}_I = \mathcal{A}_2(X)X_I \end{cases} \quad (9)$$

where X_S is the vector representing the state of different compartments of non transmitting individuals $(S_h, V_h, R_h, S_v, E, L, P)$ and the vector X_I represents the state of compartments of different transmitting individuals (E_h, I_h, E_v, I_v) . Here, we have $X_S = (S_h, V_h, R_h, S_v, E, L, P)^T$, $X_I = (E_h, I_h, E_v, I_v)^T$, $X = (X_S, X_I)$ and $X_{DFE} := \mathcal{E}_1 = (S_h^0, V_h^0, 0, 0, 0, N_v^0, 0, 0, E, L, P)^T$,

$$\mathcal{A}_1(X) = \begin{pmatrix} \mathcal{A}_1^{(1)} & \mathcal{A}_1^{(2)} \\ \mathcal{A}_1^{(3)} & \mathcal{A}_1^{(4)} \end{pmatrix},$$

$$\text{with } \mathcal{A}_1^{(1)}(X) = \begin{pmatrix} -(\lambda_h^c + k_1) & \omega & 0 & 0 \\ \xi & -(\pi\lambda_h^c + k_2) & 0 & 0 \\ 0 & 0 & -\mu_h & 0 \\ 0 & 0 & 0 & -(\lambda_v^c + k_8) \end{pmatrix},$$

$$\begin{aligned}
\mathcal{A}_1^{(2)}(X) &= \begin{pmatrix} 0 & 0 & 0 \\ 0 & 0 & 0 \\ 0 & 0 & 0 \\ 0 & 0 & \theta \end{pmatrix}, \quad \mathcal{A}_1^{(3)}(X) = \begin{pmatrix} 0 & 0 & 0 & \mu_b \left(1 - \frac{E}{K_E}\right) \\ 0 & 0 & 0 & 0 \\ 0 & 0 & 0 & 0 \end{pmatrix}, \\
\mathcal{A}_1^{(4)}(X) &= \begin{pmatrix} -\left(k_5 + \mu_b \frac{S_v^0}{K_E}\right) & 0 & 0 \\ s \left(1 - \frac{L}{K_L}\right) & -\left(k_6 + \frac{sE^*}{K_L}\right) & 0 \\ 0 & l & -k_7 \end{pmatrix}, \\
\mathcal{A}_{12}(X) &= \begin{pmatrix} 0 & 0 & -\frac{ab_1\eta_v S_h^0}{N_h} & -\frac{ab_1 S_h^0}{N_h} & 0 & 0 & 0 \\ 0 & 0 & -\frac{ab_1\eta_v\pi V_h^0}{N_h} & -\frac{ab_1\pi V_h^0}{N_h} & 0 & 0 & 0 \\ 0 & \sigma & 0 & 0 & 0 & 0 & 0 \\ -\frac{ab_2\eta_h S_v^0}{N_h} & -\frac{ab_2 S_v^0}{N_h} & 0 & 0 & 0 & 0 & 0 \\ 0 & 0 & \mu_b \left(1 - \frac{E}{K_E}\right) & \mu_b \left(1 - \frac{E}{K_E}\right) & 0 & 0 & 0 \\ 0 & 0 & 0 & 0 & 0 & 0 & 0 \\ 0 & 0 & 0 & 0 & 0 & 0 & 0 \end{pmatrix}, \\
\mathcal{A}_2(X) &= \begin{pmatrix} -k_3 & 0 & \frac{ab_1\eta_v(S_h + \pi V_h)}{N_h} & \frac{ab_1(S_h + \pi V_h)}{N_h} \\ \frac{\gamma_h}{ab_2\eta_h S_v} & -k_4 & 0 & 0 \\ \frac{N_h}{0} & \frac{ab_2 S_v}{N_h} & -k_9 & 0 \\ 0 & 0 & \gamma_v & -k_8 \end{pmatrix}.
\end{aligned}$$

A direct computation shows that the eigenvalues of $\mathcal{A}_1(X)$ have negative real parts. Thus the system $\dot{X}_S = \mathcal{A}_1(X)(X_S - X_{DFE})$ is globally asymptotically stable at X_{DFE} . Note also that $\mathcal{A}_2(X)$ is a Metzler matrix.

We now consider the bounded set \mathcal{G} :

$$\begin{aligned}
\mathcal{G} &= \left\{ (S_h, V_h, E_h, I_h, R_h, S_v, E_v, I_v, E, L, P) \in \mathbb{R}^{11} : S_h \leq N_h, V_h \leq N_h, E_h \leq N_h, \right. \\
&\quad \left. I_h \leq N_h, R_h \leq N_h, \bar{N}_h = \Lambda_h/(\mu_h + \delta) \leq N_h \leq N_h^0 = \Lambda_h/\mu_h; \right. \\
&\quad \left. E \leq K_E; L \leq K_L; P \leq \frac{lK_L}{k_7}; N_v \leq \frac{\theta l K_L}{k_7 k_8} \right\}
\end{aligned}$$

Let us recall the following theorem [37] (See [37] for a proof in a more general setting).

Theorem 3.3. *Let $\mathcal{G} \subset \mathcal{U} = \mathbb{R}^7 \times \mathbb{R}^4$. The system (3) is of class C^1 , defined on \mathcal{U} . If*

- (1) \mathcal{G} is positively invariant relative to (9).
- (2) The system $\dot{X}_S = \mathcal{A}_1(X)(X_S - X_{DFE})$ is Globally asymptotically stable at X_{DFE} .
- (3) For any $x \in \mathcal{G}$, the matrix $\mathcal{A}_2(x)$ is Metzler irreducible.
- (4) There exists a matrix $\bar{\mathcal{A}}_2$, which is an upper bound of the set $\mathcal{M} = \{\mathcal{A}_2(x) \in \mathcal{M}_4(\mathbb{R}) : x \in \mathcal{G}\}$ with the property that if $\mathcal{A}_2 \in \mathcal{M}$, for any $\bar{x} \in \mathcal{G}$, such that $\mathcal{A}_2(\bar{x}) = \bar{\mathcal{A}}_2$, then $\bar{x} \in \mathbb{R}^7 \times \{0\}$.
- (5) The stability modulus of $\bar{\mathcal{A}}_2$, $\alpha(\bar{\mathcal{A}}_2) = \max_{\lambda \in \text{sp}(\bar{\mathcal{A}}_2)} \text{Re}(\lambda)$ satisfied $\alpha(\bar{\mathcal{A}}_2) \leq 0$.

Then the DFE is GAS in \mathcal{G} .

For our model system (3), conditions (1–3) of the theorem 3.3 are satisfied. An upper bound of the set of matrices \mathcal{M} , which is the matrix $\bar{\mathcal{A}}_2$ is given by

$$\bar{\mathcal{A}}_2 = \begin{pmatrix} -k_3 & 0 & \frac{ab_1\eta_v(S_h^0 + \pi V_h^0)}{\bar{N}_h} & \frac{ab_1(S_h^0 + \pi V_h^0)}{\bar{N}_h} \\ \gamma_h & -k_4 & 0 & 0 \\ \frac{ab_2\eta_h S_v^0}{\bar{N}_h} & \frac{ab_2 S_v^0}{\bar{N}_h} & -k_9 & 0 \\ 0 & 0 & \gamma_v & -k_8 \end{pmatrix},$$

where $\bar{N}_h = \frac{\Lambda_h}{(\mu_h + \delta)}$.

To check condition (5) in theorem 3.3, we will use the useful lemma [37] in A. To this aim, let

$$A = \begin{pmatrix} -k_3 & 0 \\ \gamma_h & -k_4 \end{pmatrix}, B = \begin{pmatrix} \frac{ab_1\eta_v(S_h^0 + \pi V_h^0)}{\bar{N}_h} & \frac{ab_1(S_h^0 + \pi V_h^0)}{\bar{N}_h} \\ 0 & 0 \end{pmatrix},$$

$$C = \begin{pmatrix} \frac{ab_2\eta_h S_v^0}{\bar{N}_h} & \frac{ab_2 S_v^0}{\bar{N}_h} \\ 0 & 0 \end{pmatrix}, D = \begin{pmatrix} -k_9 & 0 \\ \gamma_v & -k_8 \end{pmatrix}.$$

Clearly, A is a stable Metzler matrix. Then, after some computations, we obtain $D - CA^{-1}B$ is a stable Metzler matrix if and only if

$$R_c < 1 \tag{10}$$

where

$$R_c = \sqrt{\frac{a^2(1 - \alpha_1)^2 \beta_{hv} \beta_{vh} k_5 k_6 (\gamma_h + k_4 \eta_h) (\gamma_v + k_8 \eta_v) K_E K_L (k_2 + \pi \xi) (\mathcal{N} - 1) (\mu_h + \delta)^2}{k_3 k_4 k_8 k_9 \mu_b (k_2 + \xi) (k_6 K_L + K_{ES}) \Lambda_h} \frac{1}{\mu_h}}. \tag{11}$$

We claim the following result

Theorem 3.4. *If $\mathcal{N} > 1$ and $R_0 < R_c < 1$, then the disease-free equilibrium \mathcal{E}_1 is globally asymptotically stable in \mathcal{G} .*

Remark 3.1. *From (11), we have*

$$R_c^2 = \frac{(\mu_h + \delta)^2}{\mu_h^2} R_0^2 > R_0^2,$$

showing that R_c is not necessarily an optimal threshold parameter.

Remark 3.2. *Note that in the absence of disease-induced death, i.e. $\delta = 0$, we have $R_c = R_0$. This suggests that the disease-induced death may be a cause of the occurrence of the backward bifurcation phenomenon.*

Remark 3.3. *The previous results are of utmost importance, because they show that if at any time, through appropriate interventions (e.g. destruction of breeding sites, massive spraying, individual protection,...), we are able to lower \mathcal{N} or R_0 and R_c to less than 1 for a sufficiently long period, then the disease can disappear [15].*

Theorem 3.4 means that for $R_0 < R_c < 1$, the DFE is the unique equilibrium (no co-existence with an endemic equilibrium). If $R_c \leq R_0 \leq 1$, then it is possible to have co-existence with endemic equilibria and thus, the occurrence of backward bifurcation phenomenon.

The backward bifurcation phenomenon, in epidemiological systems, indicate the possibility of existence of at least one endemic equilibrium when R_0 is less than unity. Thus, the classical requirement of $R_0 < 1$ is, although necessary, no longer sufficient for disease elimination [19, 38, 39, 40]. In some epidemiological

models, it has been shown that the backward bifurcation phenomenon is caused by factors such as nonlinear incidence (the infection force), disease-induced death or imperfect vaccine [19, 40, 41, 42, 43, 44]. To confirm whether or not the backward bifurcation phenomenon occurs in this case, one could use the approach developed in [35, 43, 45], which is based on the general centre manifold theorem [46]. We will explore this method in the next section.

3.2 Endemic equilibria and bifurcation analysis

3.2.1 Existence of endemic equilibria

We turn now to the existence of endemic equilibria. Let us introduce the following quantity $R_1 = R_0^2|_{\delta=0}$. We prove the following result

Theorem 3.5. *We assume that $\mathcal{N} > 1$, then*

(i) *In the absence of disease-induced death in human population ($\delta = 0$), model system (3) have*

1. *an unique endemic equilibrium whenever $R_1 > 1$.*
2. *no endemic equilibrium otherwise.*

(ii) *In presence of disease-induced death in human population ($\delta > 0$), model system (3) could have*

3. *at least one endemic equilibrium whenever $R_0 > 1$.*
4. *zero, one or more than one endemic equilibrium whenever $R_0 < 1$.*

Proof. See appendix D. □

Note that case 4 of Theorem 3.5 indicate the possibility of existence of at least one endemic equilibrium for $R_0 < 1$ and hence the potential occurrence of a backward bifurcation phenomenon.

3.2.2 Backward bifurcation analysis

In the following, we use the center manifold theory [21, 35, 43, 45] to explore the possibility of backward bifurcation in (3). To do so, a bifurcation parameter β_{hv}^* is chosen, by solving for β_{hv} from $R_0 = 1$, giving

$$\beta_{hv}^* = \frac{k_3 k_4 k_8 k_9 \mu_b \Lambda_h (\xi + k_2) (k_6 K_L + s K_E)}{a^2 (1 - \alpha_1)^2 \beta_{vh} \mu_h k_5 k_6 (\gamma_h + k_4 \eta_h) (\gamma_v + k_8 \eta_v) (\pi \xi + k_2) K_E K_L (\mathcal{N} - 1)}. \quad (12)$$

Let $J_{\beta_{hv}^*}$ denotes the Jacobian of the system (3) evaluated at the DFE (\mathcal{E}_1) and with $\beta_{hv} = \beta_{hv}^*$. Thus,

$$J_{\beta_{hv}^*} = \begin{pmatrix} J_1 & J_2 \\ J_3 & J_4 \end{pmatrix}, \quad (13)$$

where

$$J_1 = \begin{pmatrix} -k_1 & \omega & 0 & 0 & 0 \\ \xi & -k_2 & 0 & 0 & 0 \\ 0 & 0 & -k_3 & 0 & 0 \\ 0 & 0 & \gamma_h & -k_4 & 0 \\ 0 & 0 & 0 & \sigma & -\mu_h \end{pmatrix}, \quad J_4 = \begin{pmatrix} -k_8 & 0 & 0 & 0 & 0 & \theta \\ 0 & -k_9 & 0 & 0 & 0 & 0 \\ 0 & \gamma_v & -k_8 & 0 & 0 & 0 \\ K_1 & K_1 & K_1 & -K_2 & 0 & 0 \\ 0 & 0 & 0 & K_3 & -K_4 & 0 \\ 0 & 0 & 0 & 0 & l & -k_7 \end{pmatrix}.$$

$$J_2 = \begin{pmatrix} 0 & -\frac{a(1-\alpha)\beta_{hv}^*\eta_v S_h^0}{N_h^0} & -\frac{a(1-\alpha)\beta_{hv}^* S_h^0}{N_h^0} & 0 & 0 & 0 \\ 0 & -\frac{a(1-\alpha)\beta_{hv}^*\pi\eta_v V_h^0}{N_h^0} & -\frac{a(1-\alpha)\beta_{hv}^*\pi V_h^0}{N_h^0} & 0 & 0 & 0 \\ 0 & \frac{a(1-\alpha)\beta_{hv}^*\eta_v H^0}{N_h^0} & \frac{a(1-\alpha)\beta_{hv}^* H^0}{N_h^0} & 0 & 0 & 0 \\ 0 & 0 & 0 & 0 & 0 & 0 \\ 0 & 0 & 0 & 0 & 0 & 0 \end{pmatrix},$$

$$J_3 = \begin{pmatrix} 0 & 0 & -\frac{a(1-\alpha)\beta_{vh}\eta_h S_v^0}{N_h^0} & -\frac{a(1-\alpha)\beta_{vh} S_v^0}{N_h^0} & 0 \\ 0 & 0 & \frac{a(1-\alpha)\beta_{vh}\eta_h S_v^0}{N_h^0} & \frac{a(1-\alpha)\beta_{vh} S_v^0}{N_h^0} & 0 \\ 0 & 0 & 0 & 0 & 0 \\ 0 & 0 & 0 & 0 & 0 \\ 0 & 0 & 0 & 0 & 0 \\ 0 & 0 & 0 & 0 & 0 \end{pmatrix},$$

$$\text{with } H^0 = S_h^0 + \pi V_h^0, \quad K_1 = \mu_b \left(1 - \frac{E^*}{K_E}\right), \quad K_2 = k_5 + \frac{\mu_b}{K_E} S_v^0, \quad K_3 = s \left(1 - \frac{L^*}{K_L}\right),$$

$$\text{and } K_4 = \left(k_6 + \frac{sE^*}{K_L}\right).$$

Note that the system (3), with $\beta_{hv} = \beta_{hv}^*$, has a hyperbolic equilibrium point (i.e., the linearized system (3) has a simple eigenvalue with zero real part and all other eigenvalues have negative real part). Hence, the center manifold theory [46, 47] can be used to analyze the dynamics of the model (3) near $\beta_{hv} = \beta_{hv}^*$. The technique in Castillo-Chavez and Song (2004) [45] entails finding the left and right eigenvectors of the linearized system above as follows.

The left eigenvector components of $J_{\beta_{hv}^*}$, which correspond to the uninfected states are zero (see Lemma 3 in [35]). Thus a nonzero components correspond to the infected states. It follows that the matrix $J_{\beta_{hv}^*}$ has a left eigenvector given by

$\mathbf{v} = (v_1, v_2, \dots, v_{11})$, where

$$\begin{aligned} v_1 = v_2 = v_5 = v_6 = v_9 = v_{10} = v_{11} = 0; \quad v_3 = \frac{k_8 N_h^0}{a(1-\alpha_1)\beta_{hv}^* H^0} v_8; \\ v_4 = \frac{a(1-\alpha_1)\beta_{vh} S_v^0 (\eta_v k_8 + \gamma_v)}{k_4 k_9 N_h^0} v_8, \quad v_7 = \frac{(\eta_v k_8 + \gamma_v)}{k_9} v_8, \quad v_8 = v_8 > 0. \end{aligned}$$

The system (3) has a right eigenvector given by $\mathbf{w} = (w_1, w_2, \dots, w_{11})^T$, where

$$\begin{aligned} w_{11} > 0, \quad w_8 > 0, \\ w_{10} = \frac{k_7}{l} w_{11}, \quad w_9 = \frac{K_1 \theta}{k_5 k_8} w_{11}, \quad w_7 = \frac{k_8}{\gamma_v} w_8, \quad w_6 = \frac{\theta}{k_8} w_{11} - \frac{k_9}{\gamma_v} w_8, \\ w_5 = \frac{\gamma_h \sigma k_8 k_9 N_h^0}{a(1-\alpha_1)\beta_{vh}\mu_h\gamma_v S_v^0 (\eta_h k_4 + \gamma_h)} w_8, \quad w_4 = \frac{\mu_h}{\sigma} w_5, \quad w_3 = \frac{k_4}{\gamma_h} w_4, \\ w_2 = -\frac{a(1-\alpha_1)\beta_{hv}^* (\eta_v k_8 + \gamma_v)}{\gamma_v N_h^0 (k_1 k_2 - \xi \omega)} (\xi S_h^0 + k_1 V_h^0) w_8, \\ w_1 = \frac{\omega}{k_1} w_2 - \frac{a(1-\alpha_1)\beta_{hv}^* S_h^0}{k_1 N_h^0} (\eta_v w_7 + w_8). \end{aligned}$$

Theorem 4.1 in Castillo-Chavez and Song [45] is then applied to establish the existence of backward bifurcation in (3). To apply such a theorem, it is convenient to let f_k represent the right-hand side of the k^{th} equation of the system (3) and let x_k be the state variables whose derivative is given by the k^{th} equation for $k = 1, \dots, 11$. The local bifurcation analysis near the bifurcation point ($\beta_{hv} = \beta_{hv}^*$) is then determined by the signs of two associated constants, denoted by \mathcal{A}_1 and \mathcal{A}_2 , defined by

$$\mathcal{A}_1 = \sum_{k,i,j=1}^n v_k w_i w_j \frac{\partial^2 f_k(0,0)}{\partial x_i \partial x_j} \quad \text{and} \quad \mathcal{A}_2 = \sum_{k,i=1}^n v_k w_i \frac{\partial^2 f_k(0,0)}{\partial x_i \partial \phi} \quad (14)$$

with $\phi = \beta_{hv} - \beta_{hv}^*$. It is important to note that in $f_k(0,0)$, the first zero corresponds to the disease-free equilibrium, \mathcal{E}_1 , for the system (3). Since $\beta_{hv} = \beta_{hv}^*$ is the bifurcation parameter, it follows from $\phi = \beta_{hv} - \beta_{hv}^*$ that $\phi = 0$ when $\beta_{hv} = \beta_{hv}^*$ which is the second component in $f_k(0,0)$.

It follows then, after some algebraic manipulations, that

$$\mathcal{A}_1 = \Gamma_1 - \Gamma_2$$

with

$$\begin{aligned}\Gamma_1 &= \frac{a(1 - \alpha_1)\beta_{hv}^*(2V_h^0 w_1 + \pi S_h^0 w_2)}{(N_h^0)^2} (\eta_v w_7 + w_8) v_3 \\ &\quad + \frac{a(1 - \alpha_1)\beta_{vh} S_v^0}{N_h^0} \left[(\eta_h w_3 + w_4) \frac{1}{S_v^0} + \left(\eta_h w_3 + \frac{1}{S_v^0} w_4 \right) \right] w_6 v_7, \\ \Gamma_2 &= 2 \frac{a(1 - \alpha_1)\beta_{vh} S_v^0}{(N_h^0)^2} \left(\sum_{i=1}^5 w_i \right) (\eta_h w_3 + w_4) v_7 \\ &\quad + \frac{a(1 - \alpha_1)\beta_{hv}^*(S_h^0 + \pi V_h^0)(N_h^0 + 1)}{(N_h^0)^2} \left(\sum_{i=3}^5 w_i \right) (\eta_v w_7 + w_8) v_3\end{aligned}$$

and

$$\mathcal{A}_2 = \frac{a(S_h^0 + \pi V_h^0)}{N_h^0} (\eta_v w_7 + w_8) v_3$$

Hence, the coefficient $\mathcal{A}_1 > 0$ if and only if

$$\Gamma_1 > \Gamma_2 \tag{15}$$

Note that the coefficient \mathcal{A}_2 is automatically positive. Thus, using Theorem 4.1 in [45], the following result is established.

Theorem 3.6. *The model (3) exhibits a backward bifurcation at $R_0 = 1$ whenever the inequality (15) holds. If the reversed inequality holds, then the bifurcation at $R_0 = 1$ is forward.*

The associated bifurcation diagrams are depicted in Figures 2 and 3. Parameter values used in figure 2 correspond to those in Table 4, except $\Lambda_h = 10$, $\epsilon = 1$, $\beta_{vh} = 0.8$, $\eta_h = 1$, $\eta_v = 1$, $\sigma = 0.01428$, $\delta = 1$, $\alpha_1 = 0.001$, $\alpha_2 = 1$, $c_m = 0.0001$, $\Gamma_E = 10^5$, $\Gamma_L = 50000$. In this case the conditions required by Theorem 3.6, are satisfied: $\mathcal{A}_1 = 0.0114 > 0$ and $\mathcal{A}_2 = 1.1393 > 0$.

Parameter values used in figure 3 correspond to those in Table 4, except $\Lambda_h = 10$, $\beta_{vh} = 0.8$, $\eta_h = \eta_v = 0 = \delta = c_m = \alpha_1 = 0$, $\alpha_2 = 1$, $\Gamma_E = 10^5$, $\Gamma_L = 50000$. We also have $\mathcal{A}_1 = -2.4223 < 0$ and $\mathcal{A}_2 = 0.8333 > 0$.

The occurrence of the backward bifurcation can be also seen in Figure 4. Here, R_0 is less than the transcritical bifurcation threshold ($R_0 = 0.29 < 1$), but the solution of the model 3 can approach either the endemic equilibrium point or the disease-free equilibrium point, depending on the initial condition.

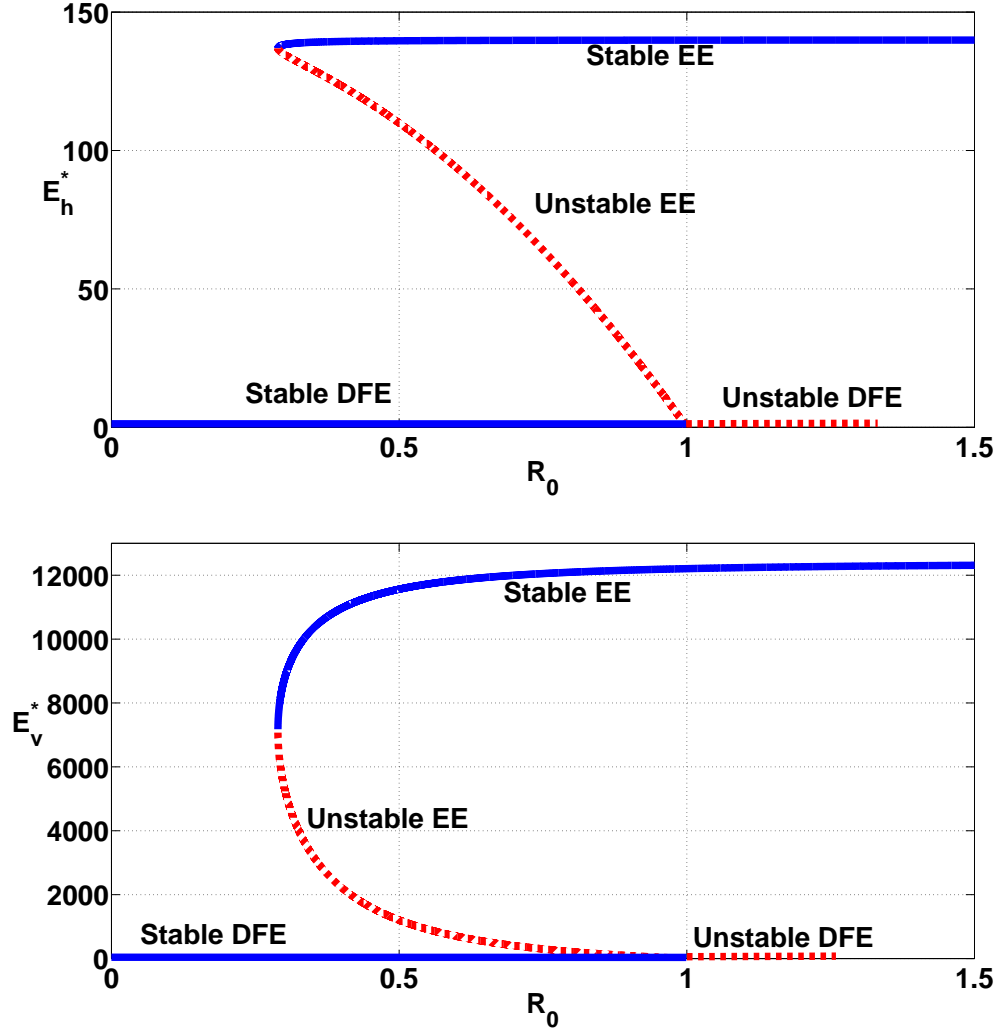


Figure 2: The backward bifurcation curves for model system (16) in the (R_0, E_h^*) , and (R_0, E_v^*) planes. The parameter β_{hv} is varied in the range $[0, 0.2810]$ to allow R_0 to vary in the range $[0, 1.5]$. Two endemic equilibrium points coexist for values of R_0 in the range $(0.2894, 1)$ (corresponding to the range $(0.0105, 0.1249)$ of β_{hv}). The notation EE and DFE stand for endemic equilibrium and disease free equilibrium, respectively. Solid line represent stable equilibria and dash line stands for unstable equilibria.

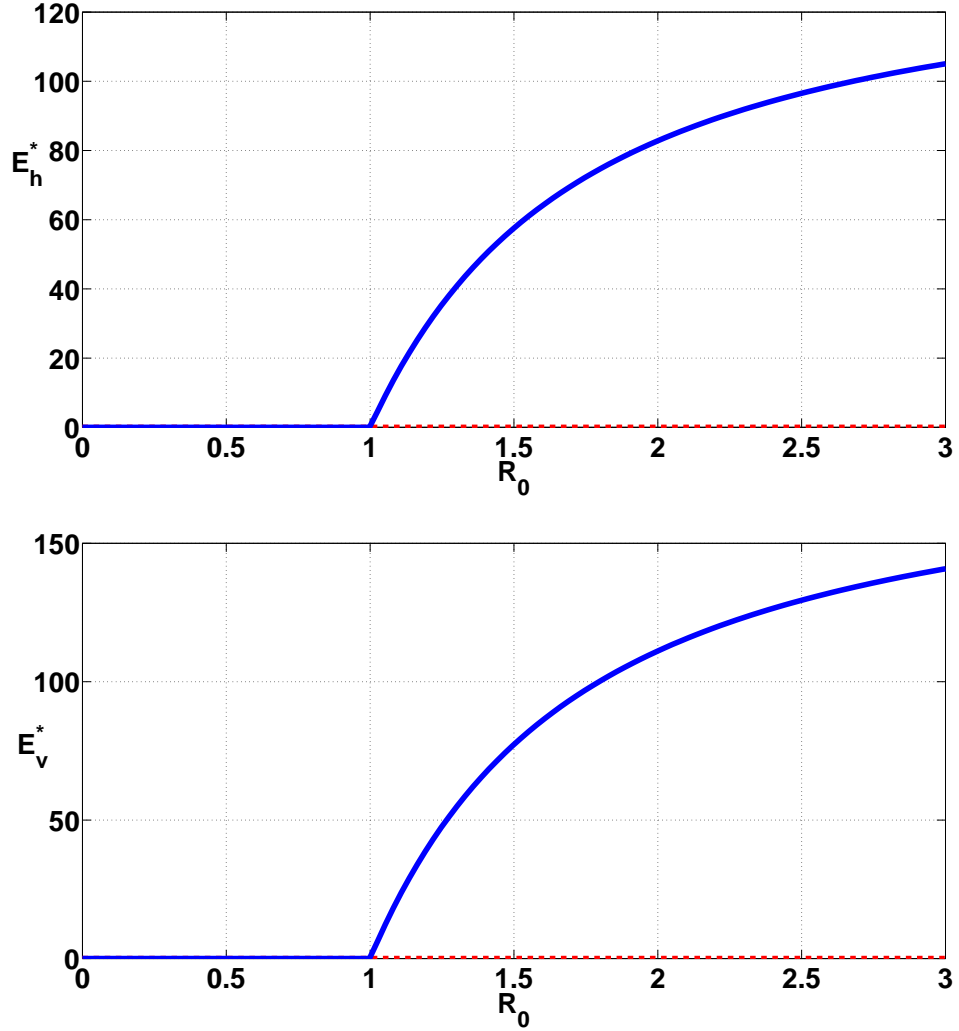


Figure 3: The forward bifurcation curves for model system (16) in the (R_0, E_h^*) , and (R_0, E_v^*) planes. Solid line represents stable equilibria and dash line stands for unstable equilibria.

From theorem 3.5, item (i), it follows that the disease-induced death in human (δ) may be a cause of the occurrence of backward bifurcation phenomenon. In the following, we show that the backward bifurcation phenomenon is caused by the disease-induced death in human and the standard incidence functions (λ_h^c and λ_v^c).

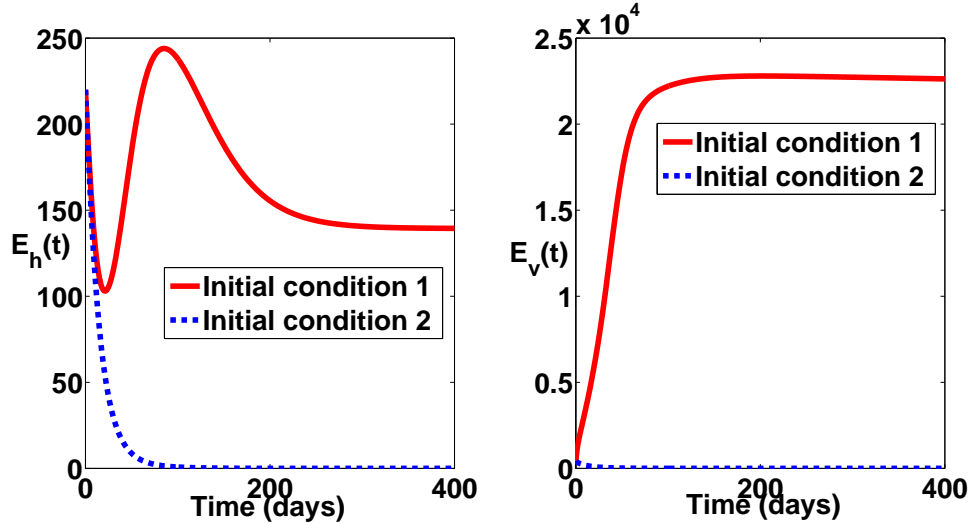


Figure 4: Solutions of model (3) of the number of infected humans, E_h , and the number of infected vectors, E_v , for parameter values given in the bifurcation diagram in Figure 2 with $\beta_{hv} = 0.0105$. So $R_0 = 0.29 < 1$, for two different set of initial conditions. The first set of initial conditions (corresponding to the solid trajectory) is $S_h = 700$, $V_h = 10$, $E_h = 220$, $I_h = 100$, $R_h = 60$, $S_v = 3000$, $E_v = 400$, $I_v = 120$, $E = 10000$, $L = 5000$ and $P = 3000$. The second set of initial conditions (corresponding to the dotted trajectory) is $S_h = 489100$, $V_h = 10$, $E_h = 220$, $I_h = 100$, $R_h = 60$, $S_v = 3000$, $E_v = 400$, $I_v = 120$, $E = 10000$, $L = 5000$ and $P = 3000$. The solution for initial condition 1 approaches the locally asymptotically stable endemic equilibrium point, while the solution for initial condition 2 approaches the locally asymptotically stable DFE.

3.3 The different causes of the backward bifurcation

The occurrence of backward bifurcation phenomenon in epidemiological models, is caused by three factors: the presence of an imperfect vaccine, the presence of the death induced by the disease, and the standard incidence rates. In this section, we will consider two variants of the model (3) (the corresponding model without vaccination, and the corresponding model with mass action incidence), to determine the causes of this phenomenon.

3.3.1 Analysis of the model without vaccination

The model without vaccination is given by

$$\begin{cases} \dot{S}_h &= \Lambda_h - (\lambda_h^c + \mu_h) S_h \\ \dot{E}_h &= \lambda_h^c S_h - (\mu_h + \gamma_h) E_h \\ \dot{I}_h &= \gamma_h E_h - (\mu_h + \delta + \sigma) I_h \\ \dot{R}_h &= \sigma I_h - \mu_h R_h \\ \dot{S}_v &= \theta P - \lambda_v^c S_v - (\mu_v + c_m) S_v \\ \dot{E}_v &= \lambda_v^c S_v - (\mu_v + \gamma_v + c_m) E_v \\ \dot{I}_v &= \gamma_v E_v - (\mu_v + c_m) I_v \\ \dot{E} &= \mu_b \left(1 - \frac{E}{\alpha_2 \Gamma_E}\right) (S_v + E_v + I_v) - (s + \mu_E + \eta_1) E \\ \dot{L} &= sE \left(1 - \frac{L}{\alpha_2 \Gamma_L}\right) - (l + \mu_L + \eta_2) L \\ \dot{P} &= lL - (\theta + \mu_P) P \end{cases} \quad (16)$$

where λ_h^c and λ_v^c are given at section 2. Model system (16) is defined in the positively-invariant set

$$\mathcal{D}_1 = \left\{ (S_h, E_h, I_h, R_h, S_v, E_v, I_v, E, L, P) \in \mathbb{R}^{10} : \right. \\ \left. N_h \leq \Lambda_h / \mu_h; E \leq K_E; L \leq K_L; P \leq \frac{lK_L}{k_7}; N_v \leq \frac{\theta l K_L}{k_7 k_8} \right\}.$$

Without loss of generality, we assume that $\mathcal{N} > 1$. The corresponding disease-free equilibria of model (16) are given by $\mathcal{E}_0^{nv} = (N_h^0, 0, 0, 0, 0, 0, 0, 0, 0, 0)$ and $\mathcal{E}_1^{nv} = (N_h^0, 0, 0, 0, N_v^0, 0, 0, E, L, P)$ with $N_h^0 = \frac{\Lambda_h}{\mu_h}$ and N_v^0, E, L and P are the same, given by (6). The associated next generation matrices, F_1 and V_1 , are, respectively, given by

$$F_1 = \begin{pmatrix} 0 & 0 & a(1 - \alpha_1)\beta_{hv}\eta_v & a(1 - \alpha_1)\beta_{hv} \\ 0 & 0 & 0 & 0 \\ \frac{a(1 - \alpha_1)\beta_{vh}\eta_v N_v^0}{N_h^0} & \frac{a(1 - \alpha_1)\beta_{vh} N_v^0}{N_h^0} & 0 & 0 \\ 0 & 0 & 0 & 0 \end{pmatrix} \text{ and}$$

$$V_1 = \begin{pmatrix} k_3 & 0 & 0 & 0 \\ -\gamma_h & k_4 & 0 & 0 \\ 0 & 0 & k_9 & 0 \\ 0 & 0 & -\gamma_v & k_8 \end{pmatrix}.$$

It follows that the associated reproduction number for the model without vaccination, denoted by $R_{nv} = \rho(F_1 V_1^{-1})$, is given by

$$R_{nv} = \sqrt{\frac{a^2(1 - \alpha_1)^2 \beta_{hv} \beta_{vh} (\gamma_h + k_4 \eta_h) (\gamma_v + k_8 \eta_v) N_v^0}{k_3 k_4 k_8 k_9 N_h^0}}. \quad (17)$$

Using Theorem 2 of [35], we establish the following result:

Theorem 3.7. *Assumed that $\mathcal{N} > 1$. For basic arboviral model without vaccination, given by (16), the corresponding disease-free equilibrium is LAS if $R_{nv} < 1$, and unstable if $R_{nv} > 1$.*

Existence of endemic equilibria

Here, the existence of endemic equilibria of the model (16) will be explored. Let us set the following coefficients

$$\begin{aligned} R_c &= \frac{\{2k_8(k_3 k_4 - \delta \gamma_h) + (\eta_h k_4 + \gamma_h) a \mu_h (1 - \alpha_1) \beta_{vh}\}}{k_3 k_4 k_8}, \\ d_2 &= -k_9 \mu_b \Lambda_h (s K_E + k_6 K_L) (k_3 k_4 - \delta \gamma_h) ((\eta_h k_4 + \gamma_h) a \mu_h (1 - \alpha_1) \beta_{vh} + (k_3 k_4 - \delta \gamma_h) k_8) < 0, \\ d_1 &= k_3^2 k_4^2 k_8 k_9 (s K_E + k_6 K_L) \mu_b \Lambda_h \mu_h (R_{nv}^2 - R_c), \\ d_0 &= k_3^2 k_4^2 k_8 k_9 (s K_E + k_6 K_L) \mu_b \Lambda_h \mu_h^2 (R_{nv}^2 - 1). \end{aligned} \quad (18)$$

We claim the following:

Theorem 3.8. *The arboviral diseases model without vaccination (16) has:*

- (i) a unique endemic equilibrium if $d_0 > 1 \Leftrightarrow R_{nv} > 1$;
- (ii) a unique endemic equilibrium if $d_1 > 0$, and $d_0 = 0$ or $d_1^2 - 4d_2d_0 = 0$;
- (iii) two endemic equilibria if $d_0 < 0$ (i.e. $R_{nv} < 1$), $d_1 > 0$ (i.e. $R_{nv}^2 > R_c$) and $d_1^2 - 4d_2d_0 > 0$;
- (iv) no endemic equilibrium if $d_0 < 0$ (i.e. $R_{nv} < 1$) and $\delta = 0$.
- (v) no endemic equilibrium otherwise.

Proof. Solving the equations in the model (16) in terms of $\lambda_h^{c,*}$ and $\lambda_v^{c,*}$, gives

$$S_h^* = \frac{\Lambda_h}{\mu_h + \lambda_h^{c,*}}, \quad E_h^* = \frac{\lambda_h^{c,*} S_h^*}{k_3}, \quad I_h^* = \frac{\gamma_h \lambda_h^{c,*} S_h^*}{k_3 k_4}, \quad R_h^* = \frac{\sigma \gamma_h \lambda_h^{c,*} S_h^*}{\mu_h k_3 k_4}, \quad (19)$$

and

$$\begin{aligned} S_v^* &= \frac{\theta P}{(\lambda_v^{c,*} + k_8)}, & E_v^* &= \frac{\theta P \lambda_v^{c,*}}{k_9(\lambda_v^{c,*} + k_8)}, & I_v^* &= \frac{\gamma_v \theta P \lambda_v^{c,*}}{k_8 k_9 (\lambda_v^{c,*} + k_8)}, \\ E &= \frac{\mu_b \theta K_E P}{(k_5 k_8 K_E + \mu_b \theta P)}, & L &= \frac{\mu_b \theta s K_E K_L P}{k_6 K_L (k_5 k_8 K_E + \mu_b \theta P) + s \mu_b \theta K_E P}, \end{aligned} \quad (20)$$

Substituting (19) and (20) into the expression of λ_h^* and λ_v^* and simplifying, shows that the nonzero equilibria of the model without vaccination satisfy the quadratic equation

$$d_2(\lambda_h^{c,*})^2 + d_1 \lambda_h^{c,*} + d_0 = 0 \quad (21)$$

where d_i , $i = 0, 1, 2$, are given by (18).

Clearly, $d_2 < 0$ and $d_0 > 0$ (resp. $d_0 < 0$) if $R_{nv} > 1$ (resp. $R_{nv} < 1$). Thus Theorem 3.8 is established. \square

It is clear that cases (ii) and (iii) of theorem 3.8 indicates the possibility of backward bifurcation (where the locally-asymptotically stable DFE co-exists with a locally-asymptotically stable endemic equilibrium when $R_{nv} < 1$) in the model without vaccination (16).

This is illustrated by simulating the model with the following set of parameter values (it should be stated that these parameters are chosen for illustrative purpose only, and may not necessarily be realistic epidemiologically): $\Lambda_h = 5$, $\beta_{hv} = 0.03$, $\eta_h = \eta_v = 1$, $\delta = 1$, $\sigma = 0.01$, $c_m = 0.1$, $\beta_{vh} = 0.4$, $\alpha_1 = 0.7$ and $\alpha_2 = 0.5$. All other parameters are as in Table 4. With this set of parameters, $R_c = 0.0216 < 1$, $R_{nv} = 0.2725 < 1$ (so that $R_c < R_{nv} < 1$). It follows: $d_2 = -0.0263 < 0$, $d_1 = 4.8763 \times 10^{-4}$ and $d_0 = -3.5031 \times 10^{-7}$, so that $d_1^2 - 4d_2d_0 = 2.0093 \times 10^{-7} > 0$. The resulting two endemic equilibria $\mathcal{E}^{nv} = (S_h^*, E_h^*, I_h^*, R_h^*, S_v^*, E_v^*, I_v^*, E, L, P)$, are: $\mathcal{E}_1^{nv} = (281, 70, 5, 1207, 5739, 182, 44, 22180, 10201, 9977)$ which is locally stable and $\mathcal{E}_2^{nv} = (6333, 67, 4, 1147, 5936, 37, 2, 22180, 10201, 9977)$ which is unstable.

The associated bifurcation diagram is depicted in figure 5. This clearly shows the co-existence of two locally-asymptotically stable equilibria when $R_{nv} < 1$, confirming that the model without vaccination (16) undergoes the phenomenon of backward bifurcation too.

Thus, the following result is established.

Lemma 3.1. *The model without vaccination (16) undergoes backward bifurcation when Case (iii) of Theorem 3.8 holds.*

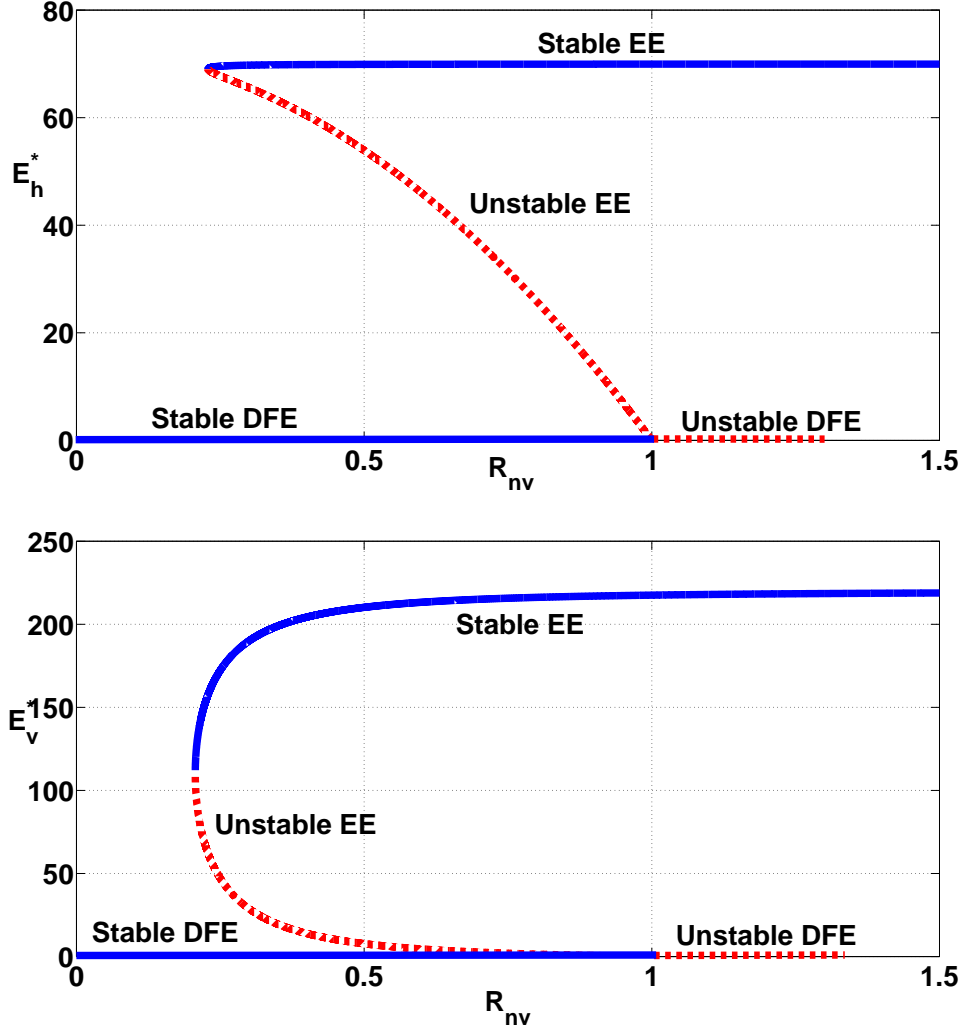


Figure 5: The backward bifurcation curves for model system (16) in the (R_{nv}, E_h^*) , and (R_{nv}, E_v^*) planes. The parameter β_{hv} is varied in the range $[0, 0.9090]$ to allow R_0 to vary in the range $[0, 1.5]$. Two endemic equilibrium points coexist for values of R_0 in the range $(0.2286, 1)$ (corresponding to the range $(0.0211, 0.4040)$ of β_{hv}). The notation EE and DFE stand for endemic equilibrium and disease free equilibrium, respectively. Solid line represent stable equilibria and dash line stands for unstable equilibria.

Non-existence of endemic equilibria for $R_{nv} < 1$ and $\delta = 0$

Lemma 3.2. *The model (16) without disease-induced death ($\delta = 0$) has no endemic equilibrium when $R_{nv,\delta=0} \leq 1$, and has a unique endemic equilibrium otherwise.*

Proof. Considering the model (16) without disease-induced death in human, and applying the same procedure, we obtain that the nonzero equilibria of the model without vaccination satisfy the linear equation

$$p_1 \lambda_h^{c,*} + p_0 = 0,$$

where $p_1 = k_9 k_{10} K_{12} a \mu_b \Lambda_h \mu_h (1 - \alpha_1) \beta_{vh} + k_3 (\mu_h + \sigma) k_8 k_9 K_{12} \mu_b \Lambda_h$ and $p_0 = -\mu_h k_3 k_4 k_8 k_9 K_{12} \mu_b \Lambda_h (R_{nv,\delta=0}^2 - 1)$.

Clearly, $p_1 > 0$ and $p_0 \geq 0$ whenever $R_{nv,\delta=0} \leq 1$, so that $\lambda_h^{c,*} = -\frac{p_0}{p_1} \leq 0$. Therefore, the model (16) without disease-induced death in human, has no endemic equilibrium whenever $R_{nv,\delta=0}^2 \leq 1$. \square

The above result suggests the impossibility of backward bifurcation in the model (16) without disease-induced death, since no endemic equilibrium exists when $R_{nv,\delta=0} < 1$ (and backward bifurcation requires the presence of at least two endemic equilibria when $R_{nv,\delta=0} < 1$) [19, 40]. To completely rule out backward bifurcation in model (16), we use the direct Lyapunov method to prove the global stability of the DFE.

Global stability of the DFE of (16) for $\delta = 0$

Define the positively-invariant and attracting region

$$\mathcal{D}_2 = \{(S_h, E_h, I_h, R_h, S_v, E_v, I_v, E, L, P) \in \mathcal{D}_1 : S_h \leq N_h^0; S_v \leq N_v^0\}$$

We claim the following result.

Theorem 3.9. *The DFE, \mathcal{E}_1^{nv} , of model (16) without disease-induced death ($\delta = 0$), is globally asymptotically stable (GAS) in \mathcal{D}_2 if $R_{nv,\delta=0} < 1$.*

Proof. Consider the Lyapunov function

$$\mathcal{G} = q_1 E_h + q_2 I_h + q_3 E_v + q_4 I_v.$$

where

$$q_1 = \frac{1}{k_3}, \quad q_2 = \frac{a^2(1 - \alpha_1)^2 \beta_{hv} \beta_{vh} (\eta_v k_8 + \gamma_v) N_v^0}{k_3 k_4 k_8 k_9 N_h^0}, \quad q_3 = \frac{a(1 - \alpha_1) \beta_{hv} (\eta_v k_8 + \gamma_v) N_v^0}{k_3 k_8 k_9 N_h^0},$$

$$q_4 = \frac{a(1 - \alpha_1) \beta_{hv}}{k_3 k_8}.$$

The derivative of \mathcal{G} is given by

$$\begin{aligned} \dot{\mathcal{G}} &= q_1 \dot{E}_h + q_2 \dot{I}_h + q_3 \dot{E}_v + q_4 \dot{I}_v \\ &= q_1 (\lambda_h^c S_h - k_3 E_h) + q_2 (\gamma_h E_h - k_4 I_h) + q_3 (\lambda_v^c S_v - k_9 E_v) + q_4 (\gamma_v E_v - k_8 I_v) \\ &= q_1 ((1 - \alpha_1) \lambda_h S_h - k_3 E_h) + q_2 (\gamma_h E_h - k_4 I_h) + q_3 ((1 - \alpha_1) \lambda_v S_v - k_9 E_v) + q_4 (\gamma_v E_v - k_8 I_v) \\ &= q_1 \frac{\mu_h}{\Lambda_h} \left[a(1 - \alpha_1) \beta_{hv} (\eta_v E_v + I_v) S_h - \frac{\Lambda_h}{\mu_h} k_3 E_h \right] + q_2 (\gamma_h E_h - k_4 I_h) \\ &+ q_3 \frac{\mu_h}{\Lambda_h} \left[a(1 - \alpha_1) \beta_{vh} (\eta_h E_h + I_h) S_v - k_9 \frac{\Lambda_h}{\mu_h} E_v \right] + q_4 (\gamma_v E_v - k_8 I_v) \\ &= \frac{1}{k_3} \frac{\mu_h}{\Lambda_h} a(1 - \alpha_1) \beta_{hv} \eta_v S_h E_v + \frac{1}{k_3} \frac{\mu_h}{\Lambda_h} a(1 - \alpha_1) \beta_{hv} S_h I_v \\ &- \frac{1}{k_3} k_3 E_h + \frac{a^2(1 - \alpha_1)^2 \beta_{hv} \beta_{vh} (\eta_v k_8 + \gamma_v) N_v^0}{k_3 k_4 k_8 k_9 N_h^0} \gamma_h E_h - \frac{a^2(1 - \alpha_1)^2 \beta_{hv} \beta_{vh} (\eta_v k_8 + \gamma_v) N_v^0}{k_3 k_4 k_8 k_9 N_h^0} k_4 I_h \\ &+ \frac{a(1 - \alpha_1) \beta_{hv} (\eta_v k_8 + \gamma_v) N_v^0}{k_3 k_8 k_9 N_h^0} \frac{\mu_h}{\Lambda_h} a(1 - \alpha_1) \beta_{vh} \eta_h S_v E_h \\ &+ \frac{a(1 - \alpha_1) \beta_{hv} (\eta_v k_8 + \gamma_v) N_v^0}{k_3 k_8 k_9 N_h^0} \frac{\mu_h}{\Lambda_h} a(1 - \alpha_1) \beta_{vh} S_v I_h - \frac{a(1 - \alpha_1) \beta_{hv} (\eta_v k_8 + \gamma_v) N_v^0}{k_3 k_8 k_9 N_h^0} k_9 E_v \\ &+ \frac{a(1 - \alpha_1) \beta_{hv}}{k_3 k_8} \gamma_v E_v - \frac{a(1 - \alpha_1) \beta_{hv}}{k_3 k_8} k_8 I_v \\ &\leq \left[\frac{1}{k_3} a(1 - \alpha_1) \beta_{hv} \eta_v + q_4 \gamma_v - \frac{a(1 - \alpha_1) \beta_{hv} (\eta_v k_8 + \gamma_v) N_v^0}{k_3 k_8 k_9 N_h^0} k_9 \right] E_v + \left[\frac{1}{k_3} a(1 - \alpha_1) \beta_{hv} - q_4 k_8 \right] I_v \\ &+ \left[\frac{a(1 - \alpha_1) \beta_{hv} (\eta_v k_8 + \gamma_v) N_v^0}{k_3 k_8 k_9 N_h^0} \frac{\mu_h}{\Lambda_h} a(1 - \alpha_1) \beta_{vh} \eta_h N_v^0 \right. \\ &+ \left. \frac{a^2(1 - \alpha_1)^2 \beta_{hv} \beta_{vh} (\eta_v k_8 + \gamma_v) N_v^0}{k_3 k_4 k_8 k_9 N_h^0} \gamma_h - \frac{1}{k_3} k_3 \right] E_h \\ &+ \left[\frac{a(1 - \alpha_1) \beta_{hv} (\eta_v k_8 + \gamma_v) N_v^0}{k_3 k_8 k_9 N_h^0} \frac{\mu_h}{\Lambda_h} a(1 - \alpha_1) \beta_{vh} N_v^0 - \frac{a^2(1 - \alpha_1)^2 \beta_{hv} \beta_{vh} (\eta_v k_8 + \gamma_v) N_v^0}{k_3 k_4 k_8 k_9 N_h^0} k_4 \right] I_h \\ &= (R_{nv, \delta=0}^2 - 1) E_h \end{aligned}$$

We have $\dot{\mathcal{G}} \leq 0$ if $R_{nv, \delta=0} \leq 1$, with $\dot{\mathcal{Y}} = 0$ if $\mathcal{R}_1 = 1$ or $E_h = 0$. Whenever $E_h = 0$, we also have $I_h = 0$, $E_v = 0$ and $I_v = 0$. Substituting $E_h = I_h = E_v = I_v = 0$ in

the first, fourth and fifth equation of Eq. (16) with $\delta = 0$ gives $S_h(t) \rightarrow S_h^0 = N_h^0$, $R_h(t) \rightarrow 0$, and $S_v(t) \rightarrow S_v^0 = N_v^0$ as $t \rightarrow \infty$. Thus

$$[S_h(t), E_h(t), I_h(t), R_h(t), S_v(t), E_v(t), I_v(t), E(t), L(t), P(t)] \rightarrow (N_h^0, 0, 0, 0, N_v^0, 0, 0, E, L, P)$$

as $t \rightarrow \infty$.

It follows from the LaSalle's invariance principle [48, 49, 50] that every solution of (16) (when $\mathcal{R}_{nv, \delta=0}^2 \leq 1$), with initial conditions in \mathcal{D}_2 converges to \mathcal{E}_1^{nv} , as $t \rightarrow \infty$. Hence, the DFE, \mathcal{E}_1^{nv} , of model (16) without disease-induced death, is GAS in \mathcal{D}_2 if $\mathcal{R}_{nv, \delta=0}^2 \leq 1$. \square

3.3.2 Analysis of the model with mass action incidence

Consider the model (3) with mass action incidence. Thus, the associated forces of infection, λ_h and λ_v , respectively, reduce to

$$\lambda_{mh} = C_h(\eta_v E_v + I_v) \quad \text{and} \quad \lambda_{mv} = C_v(\eta_h E_h + I_h), \quad (22)$$

where, $C_h = a(1 - \alpha_1)\beta_{hv}$ and $C_v = a(1 - \alpha_1)\beta_{vh}$. The resulting model (mass action model), obtained by using (22) in (3), has the same disease-free equilibria given by (6). Without loss of generality, we consider that $\mathcal{N} > 1$. The associated next generation matrices, F_m and V_m are given by

$$F_m = \begin{pmatrix} 0 & 0 & C_h \eta_v H^0 & C_h H^0 \\ 0 & 0 & 0 & 0 \\ C_v \eta_h S_v^0 & C_v S_v^0 & 0 & 0 \\ 0 & 0 & 0 & 0 \end{pmatrix}, \quad V_m = \begin{pmatrix} k_3 & 0 & 0 & 0 \\ -\gamma_h & k_4 & 0 & 0 \\ 0 & 0 & k_9 & 0 \\ 0 & 0 & -\gamma_v & k_8 \end{pmatrix},$$

where $H^0 = S_h^0 + \pi V_h^0$. It follows that the associated reproduction number for the mass action model, denoted by $R_{0,m} = \rho(F_m V_m^{-1})$, is given by

$$R_{0,m} = \sqrt{\mathcal{R}_{hv}^m \mathcal{R}_{vh}^m}, \quad (23)$$

where $\mathcal{R}_{hv}^m = \left(\frac{a(1 - \alpha_1)\beta_{hv}\Lambda_h(\gamma_h + k_4\eta_h)(\pi\xi + k_2)}{\mu_h k_3 k_4 (\xi + k_2)} \right)$ and $\mathcal{R}_{vh}^m = \left(\frac{a(1 - \alpha_1)\beta_{vh}(\gamma_v + k_8\eta_v)\theta P}{k_8^2 k_9} \right)$.

Using Theorem 2 of [35], the following result is established:

Theorem 3.10. *Assume that $\mathcal{N} > 1$. For the arboviral disease model with mass action incidence, given by (3) with (22), the DFE, \mathcal{E}_1 , is LAS if $R_{0,m} < 1$, and unstable if $R_{0,m} > 1$*

Existence of endemic equilibria Solving the equations in the model (16) in terms of λ_{mh}^* and λ_{mv}^* , gives

$$\begin{aligned} S_{mh}^* &= \frac{\Lambda_h(\pi\lambda_{mh}^{c,*} + k_2)}{\lambda_{mh}^{c,*}(k_2 + \pi(k_1 + \lambda_{mh}^{c,*})) + k_1k_2 - \omega\xi}, & V_{mh}^* &= \frac{\xi S_{mh}^*}{k_2 + \pi\lambda_{mh}^{c,*}}, & E_{mh}^* &= \frac{\lambda_{mh}^{c,*} S_{mh}^*}{k_3}, \\ I_{mh}^* &= \frac{\gamma_h \lambda_h^* S_{mh}^*}{k_3 k_4}, & R_{mh}^* &= \frac{\sigma \gamma_h \lambda_{mh}^{c,*} S_{mh}^*}{\mu_h k_3 k_4}, \end{aligned} \quad (24)$$

and

$$S_{mv}^* = \frac{\theta P}{(\lambda_{mv}^{c,*} + k_8)}, \quad E_{mv}^* = \frac{\theta P \lambda_{mv}^{c,*}}{k_9(\lambda_{mv}^{c,*} + k_8)}, \quad I_{mv}^* = \frac{\gamma_v \theta P \lambda_{mv}^{c,*}}{k_8 k_9(\lambda_{mv}^{c,*} + k_8)}. \quad (25)$$

Substituting (24) and (25) into the expression of λ_{mh}^* and λ_{mv}^* and simplifying, shows that the nonzero equilibria of the model without vaccination satisfy the quadratic equation

$$e_2(\lambda_{mh}^{c,*})^2 + e_1\lambda_{mh}^{c,*} + e_0 = 0, \quad (26)$$

where e_i , $i = 0, 1, 2$, are given by

$$\begin{aligned} e_2 &= k_8 k_9 \pi [(\gamma_h + k_4 \eta_h) C_v \Lambda_h + k_3 k_4 k_8] \\ e_1 &= \frac{k_3 k_4 k_8^2 k_9 \kappa \pi}{(\pi \xi + k_2)} (R_{cm} - R_{0,m}^2), \\ e_0 &= k_3 k_4 k_8^2 k_9 \kappa (1 - R_{0,m}^2), \end{aligned}$$

with $\kappa = k_1 k_2 - \xi \omega > 0$ and

$$R_{cm} = \frac{[(\gamma_h + k_4 \eta_h) (\pi \xi + k_2) \Lambda_h C_v + (k_1 \pi + k_2) k_3 k_4 k_8] (\pi \xi + k_2)}{k_3 k_4 k_8 \kappa \pi}.$$

e_2 is always positive and e_0 is positive (resp. negative) whenever R_{0m} is less (resp. greather) than unity. Thus, the mass action model admits only one endemic equilibria whenever $R_{0m} > 1$.

Now, we consider the case $R_{0m} < 1$. The occurence of backward bifurcation phenomenon depend of the sign of coefficient e_1 . The coefficient e_1 is always positive if and only if $R_{0,m}^2 < R_{cm}$. It follows that the disease-free equilibrium is the unique equilibrium when $\mathcal{N} > 1$ and $R_{cm} < 1$. Now if $R_{cm} < R_{0,m}^2 < 1$, then in addition to the DFE \mathcal{E}_1 , there exists two endemic equilibria whenever $\Delta_m = e_1^2 - 4e_2e_0 > 0$. However, $R_{cm} < R_{0,m}^2 < 1 \Rightarrow R_{cm} < 1 \Leftrightarrow \beta_{vh} < \frac{k_3 k_4 k_8 (\xi \omega \pi + k_1 \pi^2 \xi + k_2 (\pi \xi + k_2))}{a(1 - \alpha_1) (\gamma_h + k_4 \eta_h) (\pi \xi + k_2) (\pi \xi + k_2) \Lambda_h} < 0$. Since all parameter of model

are nonnegative, we conclude that the condition $R_{cm} < R_{0,m}^2 < 1$ does not hold. And thus, the model with mass-action incidence does not admit endemic equilibria for $R_{cm} < 1$.

Global stability of the DFE for the model with mass action incidence

Since the DFE of the model with mass action incidence is the unique equilibrium whenever the corresponding basic reproduction number $R_{0,m}^2$ is less than unity, it remains to show that the DFE is gas. To this aim, we use the direct Lyapunov mehod.

Let us define the following positive constants:

$$p_1 = \frac{1}{k_3}, p_2 = \frac{C_h H^0 (\eta_v k_8 + \gamma_v) C_v S_v^0}{k_8 k_9 k_3 k_4}, p_3 = p_1 C_h H^0 \frac{(\eta_v k_8 + \gamma_v)}{k_8 k_9}, p_4 = \frac{C_h H^0}{k_3 k_8}.$$

Consider the Lyapunov function

$$\mathcal{L} = p_1 E_h + p_2 I_h + p_3 E_v + p_4 I_v.$$

The derivative of \mathcal{L} is given by

$$\begin{aligned} \dot{\mathcal{L}} &= p_1 \dot{E}_h + p_2 \dot{I}_h + p_3 \dot{E}_v + p_4 \dot{I}_v \\ &= (p_1 C_h \eta_v H + p_4 \gamma_v - p_3 k_9) E_v + (p_1 C_h H - p_4 k_8) I_v \\ &\quad + (p_3 C_v \eta_h S_v + p_2 \gamma_h - p_1 k_3) E_h + (p_3 C_v S_v - p_2 k_4) I_h \end{aligned}$$

Replacing p_i , $i = 1, \dots, 4$ by their respective term, and using the fact that $H = (S_h + \pi V_h) \leq H^0 = (S_h^0 + \pi V_h^0)$ and $S_v \leq N_v^0$ in

$$\begin{aligned} \mathcal{D}_3 &= \{(S_h, V_h, E_h, I_h, R_h, S_v, E_v, I_v, E, L, P) \in \mathcal{D} : \\ &\quad N_h \leq \frac{\Lambda_h}{\mu_h}, S_v \leq N_v^0 = \theta P, E \leq K_E, L \leq K_L, P \leq \frac{l K_L}{k_7 k_8}\}, \end{aligned}$$

we obtain $\dot{\mathcal{L}} \leq (R_{0,m}^2 - 1) E_h$.

We have $\dot{\mathcal{L}} \leq 0$ if $R_{0,m} \leq 1$, with $\dot{\mathcal{L}} = 0$ if $\mathcal{R}_{0,m} = 1$ or $E_h = 0$. Whenever $E_h = 0$, we also have $I_h = 0$, $E_v = 0$ and $I_v = 0$. Substituting $E_h = I_h = E_v = I_v = 0$ in the first, fourth and fifth equation of Eq. (16) with mass action incidence gives $S_h(t) \rightarrow S_h^0$, $V_h(t) \rightarrow V_h^0$, $R_h(t) \rightarrow 0$, and $S_v(t) \rightarrow S_v^0 = N_v^0$ as $t \rightarrow \infty$. Thus

$$\begin{aligned} &[S_h(t), V_h(t), E_h(t), I_h(t), R_h(t), S_v(t), E_v(t), I_v(t), E(t), L(t), P(t)] \\ &\rightarrow (S_h^0, V_h^0, 0, 0, 0, N_v^0, 0, 0, E, L, P) \quad \text{as } t \rightarrow \infty. \end{aligned}$$

It follows from the LaSalle's invariance principle [48, 49, 50], that every solution of (3) with mass action incidence, with initial conditions in \mathcal{D}_3 converges to the DFE, as $t \rightarrow \infty$. Hence, the DFE, \mathcal{E}_1 , of the model with mass action incidence, is GAS in \mathcal{D}_3 if $\mathcal{R}_{0,m} \leq 1$.

Thus, we claim the following result.

Theorem 3.11. *The DFE, \mathcal{E}_1 , of the model (3) with mass action incidence, is globally asymptotically stable (GAS) in \mathcal{D}_3 if $R_{0,m} < 1$.*

Thus, the substitution of standard incidence with mass action incidence in the arboviral model (3) removes the backward bifurcation phenomenon of the model. It should be mentioned that a similar situation was reported by Garba *et al.* in [19] and by Sharomi *et al.* in [40].

We summarize the previous analysis of Subsection 3.3 as follows:

Lemma 3.3. *The main causes of occurrence of backward bifurcation phenomenon in models (3) and (16) are the disease-induced death and the non-linear incidence rates.*

4 Sensitivity analysis

As shown in the previous sections, model (3) may admit single or multiple steady states according to the value of the basic reproduction number R_0 . In turn, R_0 depends on the parameters of the model. Usually there are uncertainties in data collection and estimated values, as for our model, and therefore it is important to assess the robustness of model predictions to parameter values and, in particular, to estimate the effect on R_0 of varying single parameters. To this aim, we use sensitivity analysis and calculate the sensitivity indices of R_0 to the parameters in the model using both local and global methods.

4.1 Local sensitivity analysis

The local sensitivity analysis, based on the *normalised sensitivity index* of R_0 (see [51]), is given by

$$S_\Psi = \frac{\Psi}{R_0} \frac{\partial R_0}{\partial \Psi}$$

where Ψ denotes the generic parameter of (3).

This index indicates how sensitive R_0 is to changes of parameter Ψ . Clearly, a

Table 4: Parameter values using to compute the sensitivity indices of R_0 .

Parameter	value	Parameter	value	Parameter	value
c_m	0.01	s	0.7	β_{vh}	0.75
μ_b	6	η_2	0.3	Γ_E	10000
μ_P	0.4	μ_E	0.2	Γ_L	5000
θ	0.08	ϵ	0.61	α_2	0.5
l	0.5	Λ_h	2.5	μ_h	$\frac{1}{67*365}$
a	1	β_{hv}	0.75	η_v	0.35
μ_v	$\frac{1}{30}$	μ_L	0.4	σ	0.1428
γ_h	$\frac{1}{14}$	η_h	0.35	γ_v	$\frac{1}{21}$
ξ	0.5	ω	0.05	η_1	0.001
δ	0.001	α_1	0.2		

positive (resp. negative) index indicates that an increase in the parameter value results in an increase (resp. decrease) in the R_0 value [51].

For instance, the computation of the sensitivity index of R_0 with respect to a is given by

$$S_a = \frac{a}{R_0} \frac{\partial R_0}{\partial a} = 1 > 0.$$

This shows that R_0 is an increasing function of a and the parameter a has an influence on the spread of disease.

We tabulate the indices of the remaining parameters in Table 2 using parameter values on Table 4. The results, displayed in Table 5 and Figure 7a. The parameters are arranged from most sensitive to least. The model system (3) is most sensitive to a , the average number of mosquitoes bites, followed by μ_v , ϵ , s , Λ_h , β_{hv} , β_{vh} , Γ_E , Γ_L and α_2 . It is important to note that increasing (decreasing) a by 10% increases (decreases) R_0 by 10%. However, increasing (decreasing) the parameters μ_v by 10% decreases (increases) R_0 by 9.190%. The same reasoning can be done for other parameters.

4.2 Uncertainty and global sensitivity analysis

Local sensitivity analysis assesses the effects of individual parameters at particular points in parameter space without taking into account of the combined variability resulting from considering all input parameters simultaneously. Here, we perform

Table 5: Sensitivity indices of R_0 to parameters of model (3), evaluated at the baseline parameter values given in Table 4.

Parameter	Index	Parameter	Index	Parameter	Index
a	+1	σ	-0.2911	ξ	-0.0566
μ_v	-0.9190	c_m	-0.2757	ω	+0.0565
ϵ	-0.6223	α_1	-0.25	μ_E	-0.0171
s	+0.5172	η_h	+0.2067	δ	-0.0020
Λ_h	-0.5	γ_h	-0.2064	η_1	-0.0000858
$\beta_{hv}, \beta_{vh}, \Gamma_E, \Gamma_L, \alpha_2$	+0.5	η_v	+0.1207		
μ_h	+0.4996	γ_v	+0.1174		
μ_P	-0.4810	μ_L	-0.1026		
θ	+0.4810	μ_b	+0.0772		
l	+0.4489	η_2	-0.0770		

a global sensitivity analysis to examine the models response to parameter variation within a wider range in the parameter space.

Following the approach by Marino *et al.* and Wu *et al.* [52, 53], partial rank correlation coefficients (PRCC) between the basic reproduction number R_0 and each parameter are derived from 5,000 runs of the Latin hypercube sampling (LHS) method [54]. The parameters are assumed to be random variables with uniform distributions with its mean value listed in Table 4.

With these 5,000 runs of LHS, the derived distribution of R_0 is given in Figure 6. This sampling shows that the mean of R_0 is 2.0642 and the standard deviation is 2.6865. The probability that $R_0 > 1$ is 54.86%. This implies that for the mean of parameter values given in Table 4, we may be confident that the model predicts a endemic state.

We now use sensitivity analysis to analyze the influence of each parameter on the basic reproductive number. From the previously sampled parameter values, we compute the PRCC between R_0 and each parameter of model (3). The parameters with large PRCC values (> 0.5 or < -0.5) statistically have the most influence [53]. The results, displayed in Table 6 and Figure 7 (b), show that the parameters α_1 , the human protection rate, has the highest influence on R_0 . This suggests that individual protection may potentially be the most effective strategy to reduce R_0 . The other parameter with an important effect are α_2 , β_{hv} , β_{vh} and θ .

We note that the order of the most important parameters for R_0 from the local

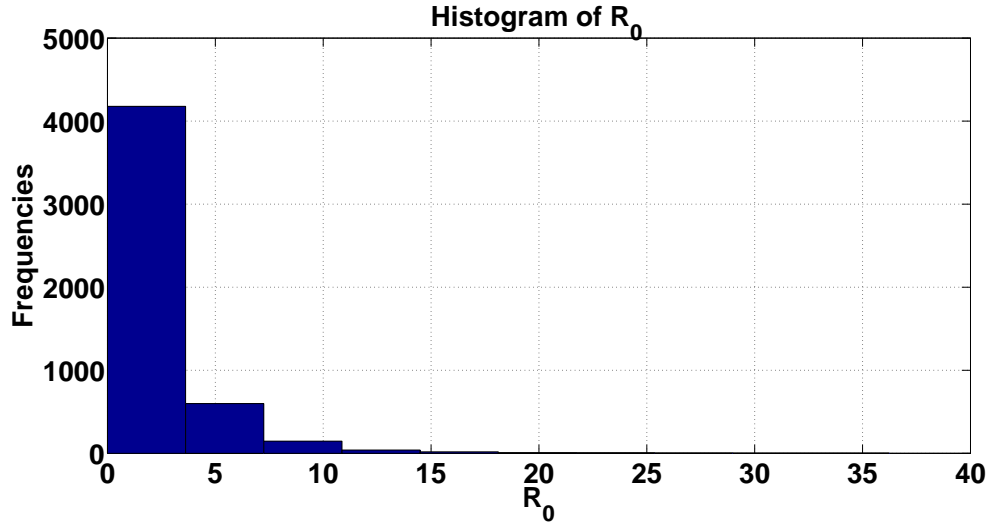


Figure 6: Sampling distribution of R_0 from 5,000 runs of Latin hypercube sampling. The mean of R_0 is 2.0642 and the standard deviation is 2.6865. Furthermore, $\mathbb{P}(R_0 > 1) = 0.5486$.

sensitivity analysis not match those from the global sensitivity analysis, showing that the local results are not robust.

5 Numerical simulations and discussions

In the previous model [26], we have shown that the use of a vaccine with efficacy of about 60%, was to be accompanied by other measurements control such as means of personal protection (Information in relation to the damage caused by these diseases, spanning wearing clothes during hours of vector activity, use of repellents), vector control (combinig the use of Adulticide to kill adult vectors, chemical control with use of Larvicide to kill the eggs and larvae, and mechanical control to reduce the number of breeding sites at least near inhabited areas) [15]. Here, we investigate and compare numerical results, with the different scenario. We use the following initial state variables $S_h(0) = 700$, $V_h(0) = 10$, $E_h(0) = 220$, $I_h(0) = 100$, $R_h(0) = 60$, $S_v(0) = 3000$, $E_v(0) = 400$, $I_v(0) = 120$, $E(0) = 10000$, $L = 5000$, $P = 3000$.

Table 6: Partial Rank Correlation Coefficients between R_0 and each parameters of model (3).

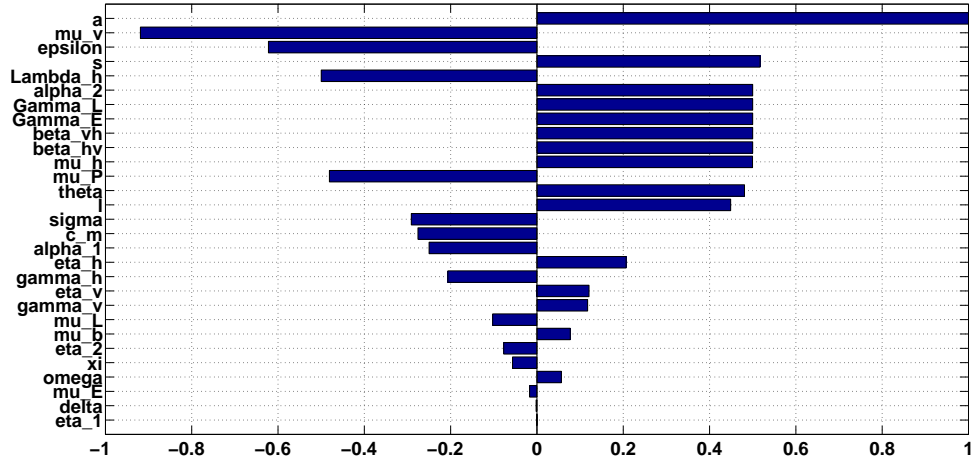
Parameter	Correlation Coefficients	Parameter	Correlation Coefficients	Parameter	Correlation Coefficients
α_1	-0.6125	l	0.3767	γ_v	0.0378
α_2	0.5960	ϵ	-0.3348	μ_L	-0.0357
β_{hv}	0.5817	s	0.2945	c_m	-0.0271
β_{vh}	0.5815	σ	-0.1808	η_h	0.0178
θ	0.5078	μ_P	-0.1594	η_1	-0.0161
a	0.4810	μ_h	0.1306	μ_E	-0.0113
μ_v	-0.3911	γ_h	-0.0605	ξ	-0.0109
Γ_L	0.4195	η_v	0.0578	δ	-0.0077
Γ_E	0.3888	μ_b	0.0439	η_2	0.0037
Λ_h	-0.3876	ω	0.0410		

5.1 Strategy A: Vaccination combined with individual protection only

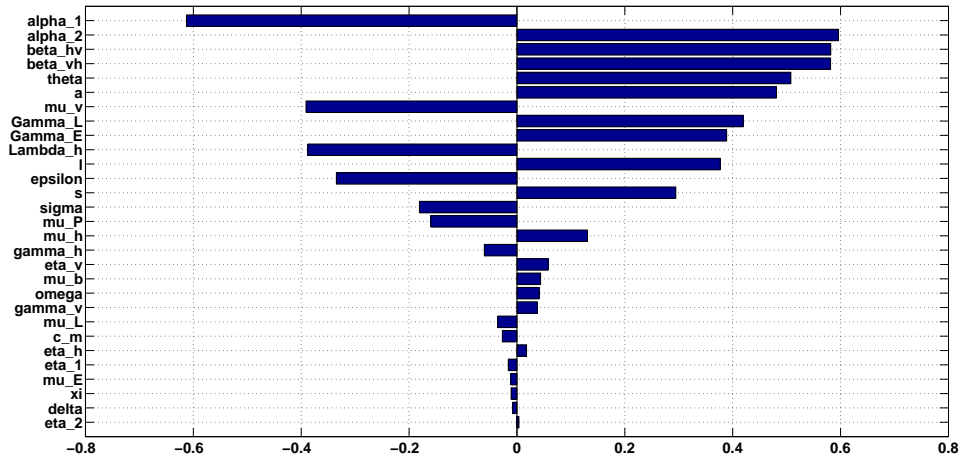
In this strategy, we consider the model (3) without vector control. we set $\alpha_2 = 1$ and $c_m = \eta_1 = \eta_2 = 0$ and vary the parameter related to individual protection, namely α_1 , between 0 and 0.8. The values of other parameters are given in Table 4. Figure 8 shows that the increase of the individual protection level, permit to reduce the total number of infected humans, and the total number of infected vectors, but has no impact on the populations of eggs and larvae. However, from this figure, it is clear that, this reduction is significant if the level of protection must turn around 80% at least, and this, over a long period. Thus, continuous education campaigns of people, on how to protect themselves individually, are important in the fight against the spread of arboviral diseases.

5.2 Strategy B: Vaccination combined with adulticide

Nowadays, Deltamethrin is the most used insecticide for impregnation of bednets, because it is a highly effective compound on mosquitoes at of very low doses [55]. However, when sprayed in an open environment, Deltamethrin seems to be effective only during a couple of hours [56, 15]. Also, its use over a long period and continuously, leads to strong resistance of the wild populations of *Aedes aegypti*,



(A)



(B)

Figure 7: Local (A) and global (B) sensitivity indices for R_0 against model parameters show that the local sensitivity results are not robust: the order of the most important parameters for R_0 from the local sensitivity analysis not match those from the global sensitivity analysis.

for example [55]. The mortality of the mosquitoes after spraying varied between 20% and 80%. To be more realistic, we will consider the technique called "pulse control" (the control is not continuous in time order is effective only one day every T days) [15]. To this aims, we consider that spraying is carried out once a week,

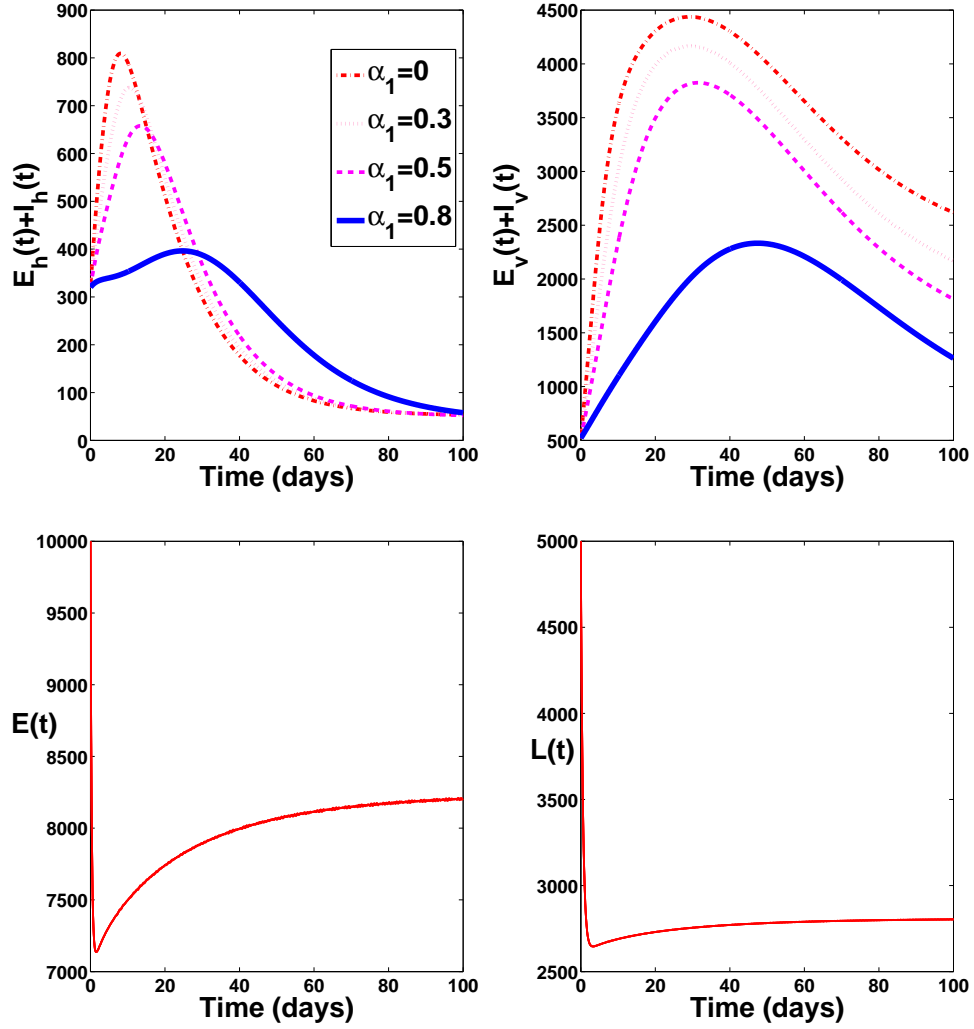


Figure 8: Simulations results showing how the total number of infected humans and the total number of infected vectors decrease when the individual protection increase. All others parameters values are in Table 4.

and this, for 100 days. We set $\alpha_1 = \eta_1 = \eta_2 = 0$ and $\alpha_2 = 1$.

Simulation result on figure 9 show that a mortality rate induced by the use of larvicide, cm , greater than 60% has a significant impact on the decrease of the total number of infected humans and vectors, and on the decrease of eggs and larvae.

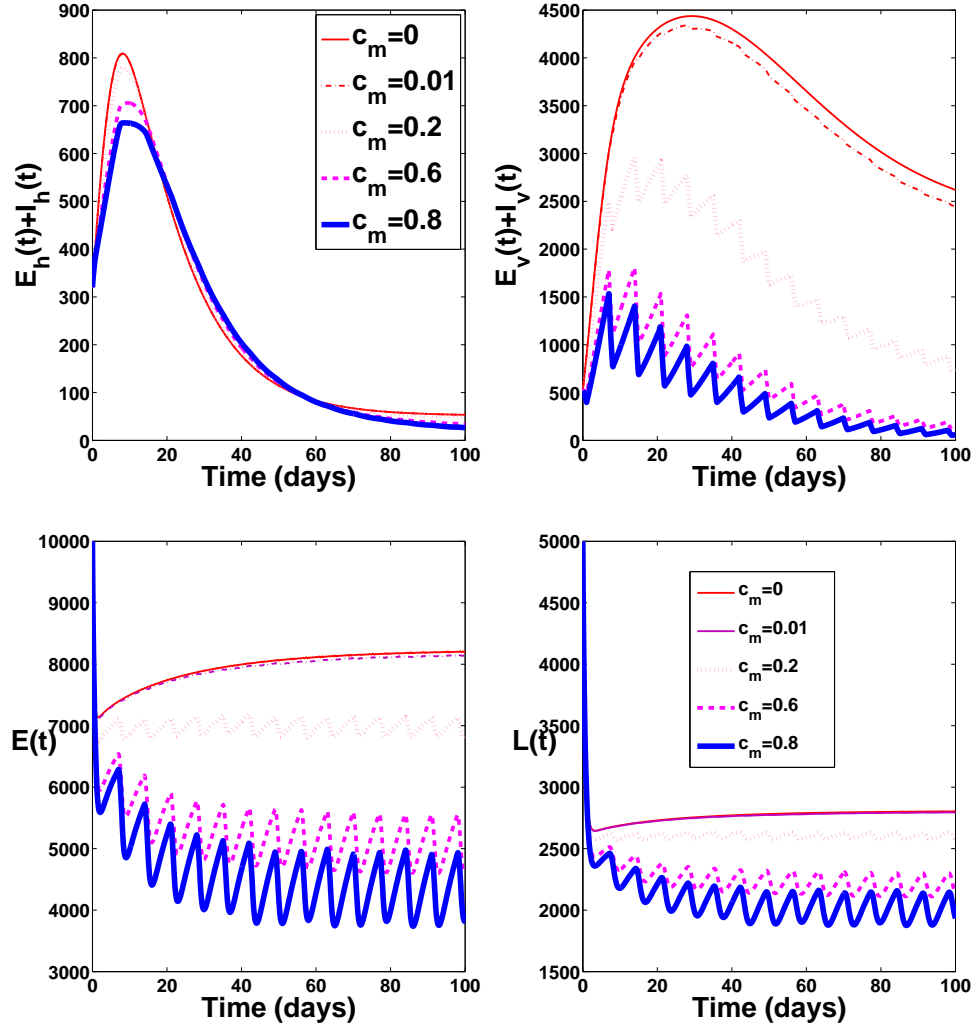


Figure 9: Simulations results showing how the total number of infected vectors, eggs and larvae populations decrease when the adulticide control parameter c_m increase. All others parameters values are in Table 4.

5.3 Strategy C: Vaccination combined with larvicide

Since the efficacy and the duration of a larvicide (*Bti*=*Bacillus thuringiensis var. israelensis*) strongly depend on several factors like water quality, exposure, and

even the type of breeding sites. To be more realistic, we thus consider that the duration can vary between a couple of days and two weeks [15, 57]. We consider that the larvicide spraying happens once every 15 days, and this, on a period of 100 days. We set $\alpha_1 = c_m = 0$ and $\alpha_2 = 1$.

The figure 10 shows that the use of larvicide has no significant impact on the decrease of total number of infected humans and vectors, as well as on the number of eggs and larvae. This can be justified by the fact that the use of conventional larvicides neccssite certain constraints on their use: they can not be used continuously, their duration of action decreases with time. In addition, eggs of certain populations of vectors such as *Aedes albopictus*, come into prolonged hibernation when conditions in the breeding sites are not conducive to their good growth (this is justified by the control rate value $\eta_1 = 0.001$). Also, the pupae do not consume anything, until reaching the mature stage.

5.4 Strategy D: Vaccination combined with mechanical control

The effectiveness of this type of control depends largely of the awareness campaigns of local populations, in the sense that, to reduce the proliferation of vectors, people must always keep their environment clean by the systematic destruction of breeding sites. So, we consider that this type of control can be achieved by local populations, and this, every daily. We set $\alpha_1 = c_m = 0 = \eta_1 = \eta_2$.

The figure 11 shows that this type of control is appropriate in the fight against the proliferation of vectors. This can only be possible by the multiplication of local populations awareness campaigns.

5.5 Strategy E: Combining vaccination, individual protection and adulticide

In this strategy, we consider the model (3) without larvicide and mechanical control. we set $\alpha_2 = 1$ and $\eta_1 = \eta_2 = 0$ and vary the parameter related to individual potection and the use of adulticide, namely α_1 and c_m , respectively, between 0 and 0.8. The values of other parameters are given in Table 4. Figure 12 shows that the use of the combination of these controls decreases significantly the total number of infected humans, infected vectors as well as the number of eggs and larvae, when its associated rates, namely α_1 and c_m , are greater than 0.3 and 0.2, respectively.

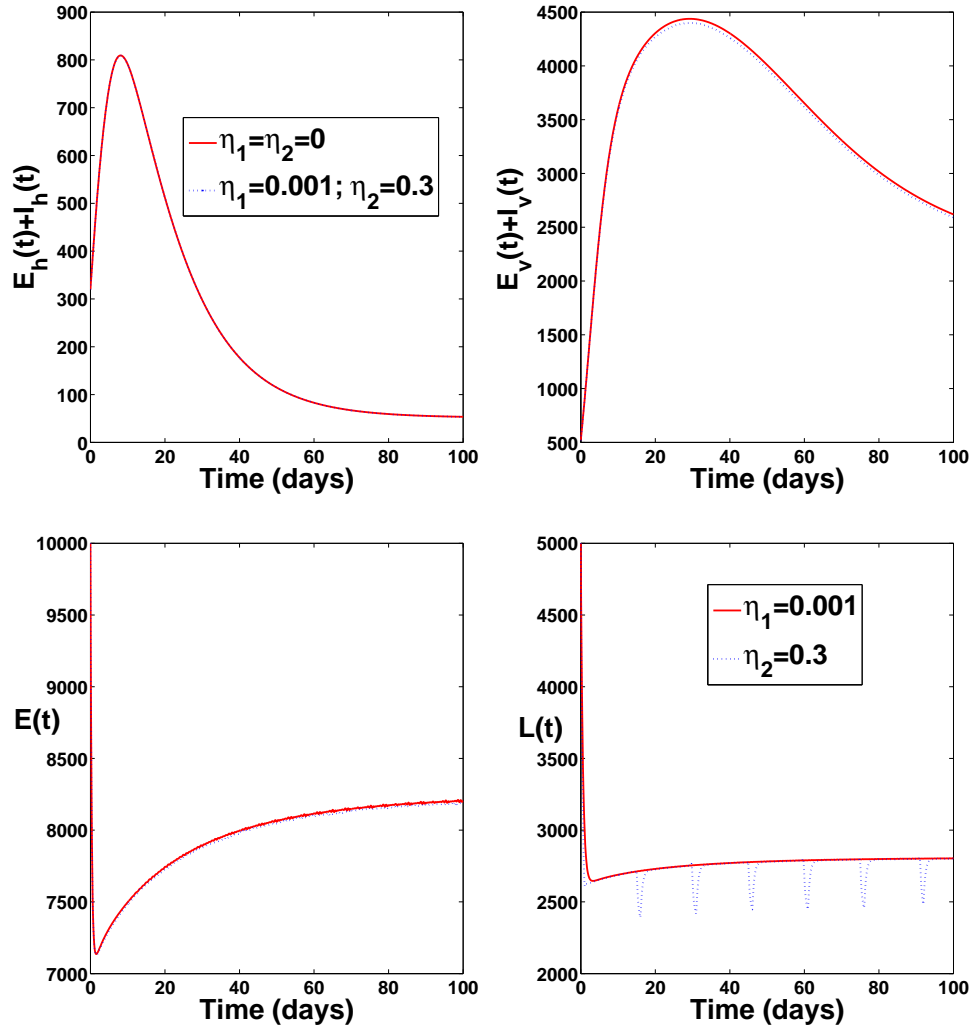


Figure 10: Simulations results showing how the total number of infected huamans, the total number of infected vectors, and the eggs and larvae populations decrease with the larvicide control associated parameters η_1 and η_2 . All others parameters values are in Table 4.

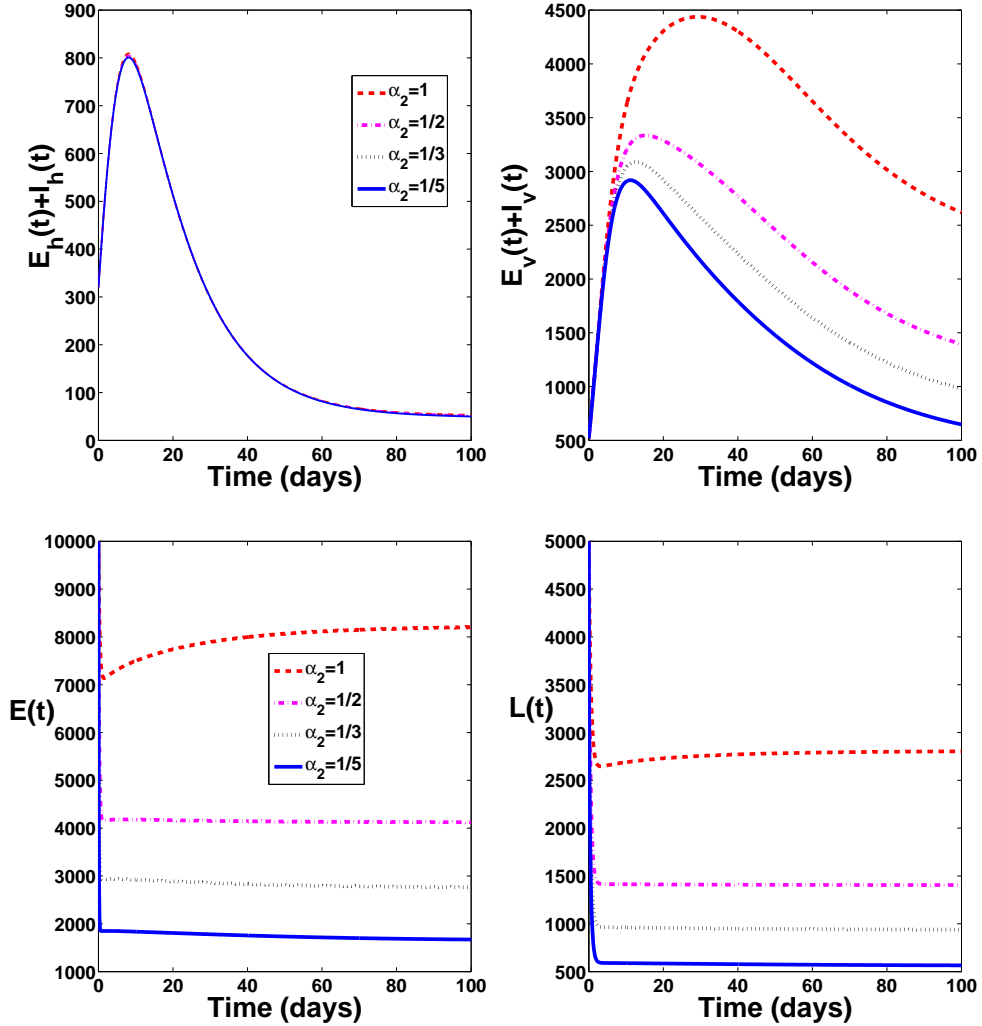


Figure 11: Simulations results showing how the total number of infected vectors, eggs and larvae populations decrease with the mechanical control associated parameter α_2 . All others parameters values are in Table 4.

5.6 Strategy F: Combining vaccination, individual protection and mechanical control

Like for strategy E, the combined use of these three types of controls has a positive impact in the vector control.

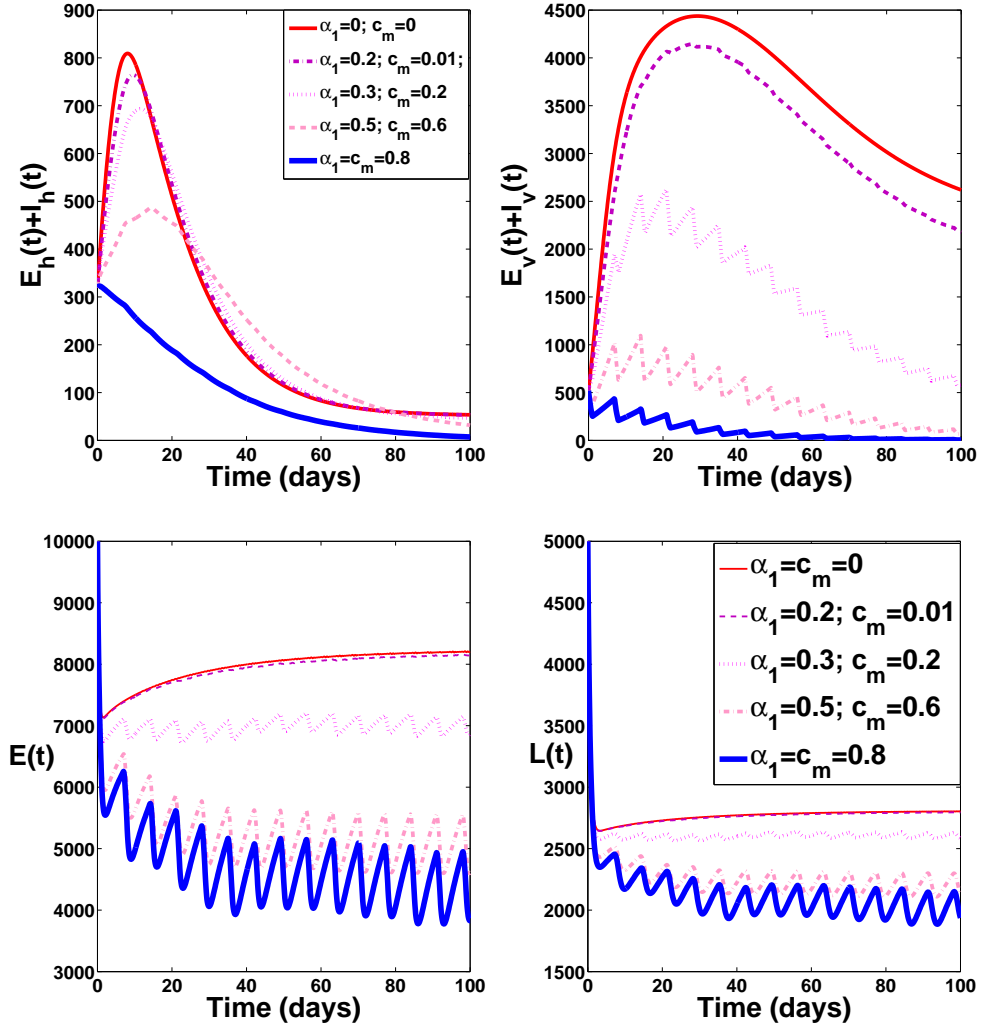


Figure 12: Simulations results showing the advantage that we have to combine vaccination, individual protection and adulticide.

6 Conclusion

In this paper, we derived and analyzed a deterministic model for the transmission of arboviral diseases with non linear form of infection and complete stage structured model for vectors, which takes into account a vaccination with waning immunity,

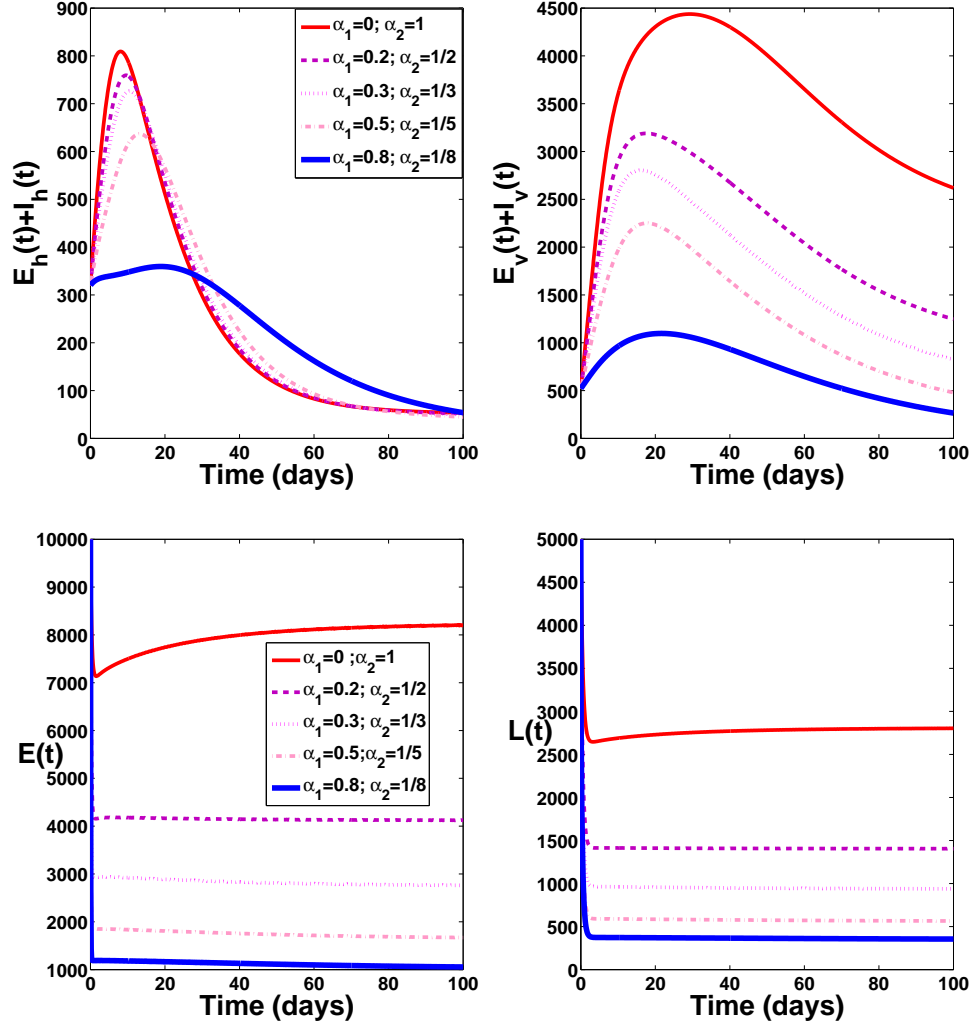


Figure 13: Simulations results showing the advantage that we have to combine vaccination, individual protection and mechanical control.

individual protection and vector control strategies.

We begin by calculated the net reproductive number \mathcal{N} and the basic reproduction number, R_0 , and investigated the existence and stability of equilibria. The stability analysis reveals that for $\mathcal{N} \leq 1$, the trivial equilibrium is globally asymptotically stable. When $\mathcal{N} > 1$ and $R_0 < 1$, the disease-free equilibrium is locally

asymptotically stable. Under certain condition, the disease-free equilibrium is also globally asymptotically stable. We found that the model exhibits backward bifurcation. The epidemiological implication of this phenomenon is that for effective eradication and control of diseases, R_0 should be less than a critical values less than one. Thus, we proved, that the disease-induced death is the principal cause of the backward bifurcation phenomenon, in the full model and the corresponding model without vaccination. However, the substitution of standard incidence with mass action incidence removes the backward bifurcation phenomenon.

We proved that the model admits at least one endemic equilibrium, and only one endemic equilibrium point in the model without disease-induced death, and in the model with mass action incidences, whenever the basic reproduction number is great than unity.

Using parameters value of Chikungunya and Dengue fever, we calculated the sensitivity indices of the basic reproduction number, R_0 , to the parameters in the model using both local and global methods. Local sensitivity analysis showed that the model system is most sensitive to a , the average number of mosquitoes bites, followed by μ_v , the natural mortality rate of vectors. Considering that all input parameters vary simultaneously, we use the Latin Hypercube Sampling (LHS) to estimate statistically the mean value of the basic reproduction number. The result showed that the model is in an endemic state, since the mean of R_0 is 2.0642, which is greater than unity. Then, using global sensitivity analysis, we computed the Partial Rank Correlation Coefficients between R_0 and each parameter of the model. Unlike the local sensitivity analysis, the global analysis showed that the parameters α_1 , the human protection rate, has the highest influence on R_0 . The other parameter with an important effect are α_2 , the efficacy of the mechanical control, β_{hv} , the probability of transmission of infection from an infectious human to a susceptible vector, β_{vh} , the probability of transmission of infection from an infectious vector to a susceptible human, and θ , the maturation rate from pupae to adult vectors. This showed that the order of the most important parameters for R_0 from the local sensitivity analysis not match those from the global sensitivity analysis. So, the local sensitivity results are not robust.

To assess the impact of combination of different controls, we conduct several simulations, using the called "pulse control" technique. According to the numerical results, we conclude that the use of an imperfect vaccine with low efficiency combined with high individual protection and good vector control statgie (reduction of breeding sites by local populations action, chemical action and use of adulticide), can effectively reduce the transmission of the pathogen and the proliferation of vector populations. However, due to lack of resources to implement these control

mechanisms, developing countries should focus on the education of the local populations. Because, unlike diseases such as malaria whose breeding sites of *Anopheles* mosquitoes are known, those of arboviruses (old tires, flower pots, vases and other hollow...) are smaller and unknown for many local populations, which favor the development of vectors.

Thus, pending the development of a high efficacy vaccine and long-acting, individual protection and the various vector control methods are effective ways to overcome the arboviruses, for developing countries. In addition, the realization of these combination of controls may be too expensive, because it means that, for constant controls, we must keep them at levels high, and this, for a long time.

Acknowledgment

The first author (Hamadjam ABBOUBAKAR) thanks the Direction of UIT of Ngaoundere for their financial assistance in the context of research missions in 2015.

A Usefull result.

We use the following result to compute the threshold R_c at Eq. (11).

Lemma A.1 ([37]). *Let M be a square Metzler matrix written in block form $\begin{pmatrix} A & B \\ C & D \end{pmatrix}$ with A and D square matrices. M is Metzler stable if and only if matrices A and $D - CA^{-1}B$ are Metzler stable.*

B Proof of Theorem 3.1.

The Jacobian matrix of f at the Trivial equilibrium is given by

$$Df(\mathcal{E}_0) = \begin{pmatrix} Df_1 & Df_2 \\ Df_3 & Df_4 \end{pmatrix}. \quad (27)$$

where

$$\begin{aligned}
Df_1 &= \begin{pmatrix} -k_1 & \omega & 0 & 0 & 0 & 0 \\ \xi & -k_2 & 0 & 0 & 0 & 0 \\ 0 & 0 & -k_3 & 0 & 0 & 0 \\ 0 & 0 & \gamma_h & -k_4 & 0 & 0 \\ 0 & 0 & 0 & \sigma & -\mu_h & 0 \\ 0 & 0 & 0 & 0 & 0 & -k_8 \end{pmatrix}, \quad Df_3 = \begin{pmatrix} 0 & 0 & 0 & 0 & 0 & 0 \\ 0 & 0 & 0 & 0 & 0 & 0 \\ 0 & 0 & 0 & 0 & 0 & \mu_b \\ 0 & 0 & 0 & 0 & 0 & 0 \\ 0 & 0 & 0 & 0 & 0 & 0 \end{pmatrix}, \\
Df_2 &= \begin{pmatrix} -\frac{a(1-\alpha_1)\beta_{hv}\eta_v S_h^0}{N_h^0} & -\frac{a(1-\alpha_1)\beta_{hv} S_h^0}{N_h^0} & 0 & 0 & 0 \\ -\frac{a(1-\alpha_1)\beta_{hv}\pi\eta_v V_h^0}{N_h^0} & -\frac{a(1-\alpha_1)\beta_{hv}\pi V_h^0}{N_h^0} & 0 & 0 & 0 \\ \frac{a(1-\alpha_1)\beta_{hv}\eta_v H^0}{N_h^0} & \frac{a(1-\alpha_1)\beta_{hv} H^0}{N_h^0} & 0 & 0 & 0 \\ 0 & 0 & 0 & 0 & 0 \\ 0 & 0 & 0 & 0 & 0 \\ 0 & 0 & 0 & 0 & \theta \end{pmatrix}, \\
Df_4 &= \begin{pmatrix} -k_9 & 0 & 0 & 0 & 0 \\ \gamma_v & -k_8 & 0 & 0 & 0 \\ \mu_b & \mu_b & -k_5 & 0 & 0 \\ 0 & 0 & s & -k_6 & 0 \\ 0 & 0 & 0 & l & -k_7 \end{pmatrix}, \quad \text{and } H^0 = S_h^0 + \pi V_h^0.
\end{aligned}$$

The characteristic polynomial of $Df(\mathcal{E}_0)$ is given by:

$$P(\lambda) = -(\lambda + k_3)(\lambda + k_4)(\lambda + k_8)(\lambda + k_9)(\lambda + \mu_h)\phi_1(\lambda)\phi_2(\lambda)$$

where

$\phi_1(\lambda) = \lambda^2 + (k_2 + k_1)\lambda + \mu_h(k_2 + \xi)$ and $\phi_2(\lambda) = \lambda^4 + A_1\lambda^3 + A_2\lambda^2 + A_3\lambda + A_4$. we have set

$$\begin{aligned}
A_1 &= k_5 + k_6 + k_7 + k_8, \quad A_2 = k_8(k_5 + k_6 + k_7) + k_7(k_5 + k_6) + k_5k_6, \\
A_3 &= k_5k_6k_7 + k_8(k_5k_6 + k_7(k_5 + k_6)), \quad A_4 = k_5k_6k_7k_8(1 - \mathcal{N}).
\end{aligned}$$

The roots of $P(\lambda)$ are $\lambda_1 = -\mu_h$, $\lambda_1 = -k_1$, $\lambda_2 = -k_3$, $\lambda_3 = -k_4$, $\lambda_4 = -k_8$, $\lambda_4 = -k_9$, and the others roots are the roots of $\phi_1(\lambda)$ and $\phi_2(\lambda)$. The real part of roots of $\phi_1(\lambda)$ are negative. Since $\mathcal{N} < 1$, it is clear that all coefficients of $\phi_2(\lambda)$ are always positive. Now we just have to verify that the Routh–Hurwitz criterion holds for polynomial $\phi_2(\lambda)$. To this aim, setting $H_1 = A_1$, $H_2 = \begin{vmatrix} A_1 & 1 \\ A_3 & A_2 \end{vmatrix}$,

$$H_3 = \begin{vmatrix} A_1 & 1 & 0 \\ A_3 & A_2 & A_1 \\ 0 & A_4 & A_3 \end{vmatrix}, H_4 = \begin{vmatrix} A_1 & 1 & 0 & 0 \\ A_3 & A_2 & A_1 & 1 \\ 0 & A_4 & A_3 & A_2 \\ 0 & 0 & 0 & A_4 \end{vmatrix} = A_4 H_3.$$

The Routh-Hurwitz criterion of stability of the trivial equilibrium \mathcal{E}^0 is given by

$$\begin{cases} H_1 > 0 \\ H_2 > 0 \\ H_3 > 0 \\ H_4 > 0 \end{cases} \Leftrightarrow \begin{cases} H_1 > 0 \\ H_2 > 0 \\ H_3 > 0 \\ A_4 > 0 \end{cases} \quad (28)$$

We have $H_1 = A_1 = k_5 + k_6 + k_7 + k_8 > 0$,

$$\begin{aligned} H_2 &= A_1 A_2 - A_3 \\ &= (k_7 + k_6 + k_5) k_8^2 + (k_7^2 + (2k_6 + 2k_5) k_7 + k_6^2 + 2k_5 k_6 + k_5^2) k_8 \\ &\quad + (k_6 + k_5) k_7^2 + (k_6^2 + 2k_5 k_6 + k_5^2) k_7 + k_5 k_6^2 + k_5^2 k_6 \end{aligned}$$

$$\begin{aligned} H_3 &= A_1 A_2 A_3 - A_1^2 A_4 - A_3^2 \\ &= (k_6 + k_5) (k_7^2 + (k_6 + k_5) k_7 + k_5 k_6) k_8^3 \\ &\quad + (\mu_b l s \theta + (k_6 + k_5) k_7^3 + 2(k_6 + k_5)^2 k_7^2 + (k_6^3 + 4k_5 k_6^2 + 4k_5^2 k_6 + k_5^3) k_7 + k_5 k_6^3 + 2k_5^2 k_6^2 + k_5^3 k_6) k_8^2 \\ &\quad + [(2k_7 + 2k_6 + 2k_5) \mu_b l s \theta + (k_6^2 + 2k_5 k_6 + k_5^2) k_7^3 + (k_6^3 + 4k_5 k_6^2 + 4k_5^2 k_6 + k_5^3) k_7^2 \\ &\quad + (2k_5 k_6^3 + 4k_5^2 k_6^2 + 2k_5^3 k_6) k_7 + k_5^2 k_6^3 + k_5^3 k_6^2] k_8 + (k_7^2 + (2k_6 + 2k_5) k_7 + k_6^2 + 2k_5 k_6 + k_5^2) \mu_b l s \theta \\ &\quad + (k_5 k_6^2 + k_5^2 k_6) k_7^3 + (k_5 k_6^3 + 2k_5^2 k_6^2 + k_5^3 k_6) k_7^2 + (k_5^2 k_6^3 + k_5^3 k_6^2) k_7 \end{aligned}$$

We always have $H_1 > 0$, $H_2 > 0$, $H_3 > 0$ and $H_4 > 0$ if $\mathcal{N} < 1$. Thus, the trivial equilibrium \mathcal{E}_0 is locally asymptotically stable whenever $\mathcal{N} < 1$.

We assume the net reproductive number $\mathcal{N} > 1$. Following the procedure and the notation in [35], we may obtain the basic reproduction number R_0 as the dominant eigenvalue of the *next-generation matrix* [34, 35]. Observe that model (3) has four infected populations, namely E_h , I_h , E_v , I_v . It follows that the matrices F and V defined in [35], which take into account the new infection terms and remaining transfer terms, respectively, are given by

$$F = \begin{pmatrix} 0 & 0 & \frac{a(1 - \alpha_1)\beta_{hv}\eta_v H^0}{N_h^0} & \frac{a(1 - \alpha_1)\beta_{hv} H^0}{N_h^0} \\ 0 & 0 & 0 & 0 \\ \frac{a(1 - \alpha_1)\beta_{vh}\eta_v S_v^0}{N_h^0} & \frac{a(1 - \alpha_1)\beta_{vh} S_v^0}{N_h^0} & 0 & 0 \\ 0 & 0 & 0 & 0 \end{pmatrix},$$

$$V = \begin{pmatrix} k_3 & 0 & 0 & 0 \\ -\gamma_h & k_4 & 0 & 0 \\ 0 & 0 & k_9 & 0 \\ 0 & 0 & -\gamma_v & k_8 \end{pmatrix}.$$

The dominant eigenvalue of the next-generation matrix FV^{-1} is given by (8). The local stability of the disease-free equilibrium \mathcal{E}_1 is a direct consequence of Theorem 2 of [35]. This ends the proof.

C Proof of Theorem 3.2.

Setting $Y = X - TE$ with $X = (S_h, V_h, E_h, I_h, R_h, S_v, E_v, I_v, E, L, P)^T$, $H^0 = (S_h^0 + \pi V_h^0)$, $A_{99} = \left(k_5 + \mu_b \frac{S_v + E_v + I_v}{K_E}\right)$, and $A_{10} = \left(k_6 + s \frac{E}{K_L}\right)$. we can rewrite (3) in the following manner

$$\frac{dY}{dt} = \mathcal{B}(Y)Y \quad (29)$$

where $\mathcal{B}(Y) = \begin{pmatrix} A(Y) & B(Y) \\ C(Y) & D(Y) \end{pmatrix}$, with

$$A(Y) = \begin{pmatrix} -(\lambda_h^c + k_1) & \omega & 0 & 0 & 0 & 0 \\ \xi & -(\pi\lambda_h^c + k_2) & 0 & 0 & 0 & 0 \\ \lambda_h^c & \pi\lambda_h^c & -k_3 & 0 & 0 & 0 \\ 0 & 0 & \gamma_h & -k_4 & 0 & 0 \\ 0 & 0 & 0 & \sigma & -\mu_h & 0 \end{pmatrix},$$

$$B(Y) = \begin{pmatrix} -\frac{a(1-\alpha_1)\beta_{hv}\eta_v S_h^0}{N_h} & -\frac{a(1-\alpha_1)\beta_{hv} S_h^0}{N_h} & 0 & 0 & 0 \\ -\frac{a(1-\alpha_1)\beta_{hv}\eta_v \pi V_h^0}{N_h} & -\frac{a(1-\alpha_1)\beta_{hv} \pi V_h^0}{N_h} & 0 & 0 & 0 \\ \frac{a(1-\alpha_1)\beta_{hv}\eta_v H^0}{N_h} & \frac{a(1-\alpha_1)\beta_{hv} H^0}{N_h} & 0 & 0 & 0 \\ 0 & 0 & 0 & 0 & 0 \\ 0 & 0 & 0 & 0 & 0 \end{pmatrix},$$

$$C(Y) = \begin{pmatrix} 0 & 0 & 0 & 0 & 0 & -(\lambda_v^c + k_8) \\ 0 & 0 & 0 & 0 & 0 & \lambda_v^c \\ 0 & 0 & 0 & 0 & 0 & 0 \\ 0 & 0 & 0 & 0 & 0 & \mu_b \\ 0 & 0 & 0 & 0 & 0 & 0 \\ 0 & 0 & 0 & 0 & 0 & 0 \end{pmatrix}, D(Y) = \begin{pmatrix} 0 & 0 & 0 & 0 & \theta \\ -k_9 & 0 & 0 & 0 & 0 \\ \gamma_v & -k_8 & 0 & 0 & 0 \\ \mu_b & \mu_b & -A_{99} & 0 & 0 \\ 0 & 0 & s & -A_{10} & 0 \\ 0 & 0 & 0 & l & -k_7 \end{pmatrix}.$$

It is clear that $Y = (0, 0, 0, 0, 0, 0, 0, 0, 0, 0, 0, 0)$ is the only equilibrium.

Then it suffices to consider the following Lyapunov function $\mathcal{L}(Y) = \langle g, Y \rangle$ where $g = \left(1, 1, 1, 1, 1, 1, 1, 1, \frac{k_8}{\mu_b}, \frac{k_5 k_8}{\mu_b s}, \frac{k_5 k_6 k_8}{\mu_b s l} \right)$. Straightforward computations lead that

$$\begin{aligned} \dot{\mathcal{L}}(Y) &= \langle g, \dot{Y} \rangle \stackrel{\text{def}}{=} \langle g, \mathcal{B}(Y)Y \rangle \\ &= -\mu_h Y_1 - \mu_h Y_2 - \mu_h Y_3 - (\mu_h + \delta)Y_4 - \mu_h Y_5 \\ &\quad - \frac{k_8}{K_E}(Y_6 + Y_7 + Y_8) - \frac{k_5 k_8}{\mu_b K_L} Y_9 Y_{10} + \theta \left(1 - \frac{1}{\mathcal{N}} \right) Y_{11} \end{aligned}$$

We have $\dot{\mathcal{L}}(Y) < 0$ if $\mathcal{N} \leq 1$ and $\dot{\mathcal{L}}(Y) = 0$ if $Y_i = 0$, $i = 1, 2, \dots, 11$ (i.e $S_h = S_h^0$, $V_h = V_h^0$ and $E_h = I_h = R_h = S_v = E_v = I_v = E = L = P = 0$). Moreover, the maximal invariant set contained in $\{\mathcal{L} | \dot{\mathcal{L}}(Y) = 0\}$ is $(0, 0, 0, 0, 0, 0, 0, 0, 0, 0, 0, 0)$. Thus, from Lyapunov theory, we deduce that $(0, 0, 0, 0, 0, 0, 0, 0, 0, 0, 0, 0)$ and thus, \mathcal{E}_0 , is GAS if and only if $\mathcal{N} \leq 1$.

D Proof of Theorem 3.5.

In order to determine the existence of endemic equilibria, i. e. equilibria with all positive components, say

$$\mathcal{E}^{**} = (S_h^*, V_h^*, E_h^*, I_h^*, R_h^*, S_v^*, E_v^*, I_v^*, E, L, P),$$

we have to look for the solution of the algebraic system of equations obtained by equating the right sides of system (3) to zero. In this way we consider two case:

(i) Special case: Absence of disease-induced death in human ($\delta = 0$)

Note that in the absence of disease-induced death in human population, we have $N_h^* = N_h^0 = \Lambda_h / \mu_h$. Let

$$\lambda_h^{c,*} = \frac{a(1 - \alpha_1)\beta_{hv}(\eta_v E_v^* + I_v^*)}{N_h^*}, \quad \lambda_v^{c,*} = \frac{a(1 - \alpha_1)\beta_{vh}(\eta_h E_h^* + I_h^*)}{N_h^*} \quad (30)$$

be the forces of infection of humans and vectors at steady state, respectively. Solving the equations in (3) at steady state gives

$$\begin{aligned} S_h^* &= \frac{\Lambda_h(\pi\lambda_h^{c,*} + k_2)}{\mu_h(k_2 + \xi) + \lambda_h^{c,*}(\pi\lambda_h^{c,*} + \pi k_1 + k_2)}, & V_h^* &= \frac{\xi S_h^*}{(\pi\lambda_h^{c,*} + k_2)}, \\ E_h^* &= \frac{\lambda_h^{c,*}(S_h^* + \pi V_h^*)}{k_3}, & I_h^* &= \frac{\gamma_h\lambda_h^{c,*}(S_h^* + \pi V_h^*)}{k_3k_4}, & R_h^* &= \frac{\sigma\gamma_h\lambda_h^{c,*}(S_h^* + \pi V_h^*)}{\mu_hk_3k_4}, \end{aligned} \quad (31)$$

and

$$\begin{aligned} S_v^* &= \frac{\theta P}{(\lambda_v^{c,*} + k_8)}, & E_v^* &= \frac{\theta P\lambda_v^{c,*}}{k_9(\lambda_v^{c,*} + k_8)}, & I_v^* &= \frac{\gamma_v\theta P\lambda_v^{c,*}}{k_8k_9(\lambda_v^{c,*} + k_8)}, \\ E &= \frac{\mu_b\theta K_E P}{(k_5k_8K_E + \mu_b\theta P)}, & L &= \frac{\mu_b\theta s K_E K_L P}{k_6K_L(k_5k_8K_E + \mu_b\theta P) + s\mu_b\theta K_E P}, \end{aligned} \quad (32)$$

where P is solution of the following equation

$$f(P) = -k_7P [\mu_b\theta(sK_E + k_6K_L)P + k_5k_6k_8K_EK_L(\mathcal{N} - 1)] = 0 \quad (33)$$

A direct resolution of the above equation give $P = 0$ or $P = \frac{k_5k_6k_8K_EK_L(\mathcal{N} - 1)}{\mu_b\theta(sK_E + k_6K_L)}$.

Note that $P = 0$ corresponds to the trivial equilibrium \mathcal{E}_0 . Now we consider $P > 0$ i.e. $\mathcal{N} > 1$. Replacing (31) and (32) in (30) give

$$\lambda_h^{c,*} = \frac{a(1 - \alpha_1)\beta_{hv}\mu_h}{\Lambda_h} \left(\eta_v \frac{\theta P\lambda_v^*}{k_9(\lambda_v^* + k_8)} + \frac{\gamma_v\theta P\lambda_v^*}{k_8k_9(\lambda_v^* + k_8)} \right) \quad (34)$$

$$\lambda_v^{c,*} = \frac{a(1 - \alpha_1)\beta_{vh}\mu_h}{\Lambda_h} \left(\eta_h \frac{\lambda_h^*(S_h^* + \pi V_h^*)}{k_3} + \frac{\gamma_h\lambda_h^*(S_h^* + \pi V_h^*)}{k_3k_4} \right) \quad (35)$$

Substituting (35) in (34) give

$$(k_6K_L + sK_E) \lambda_h^* [a_2(\lambda_h^*)^2 + a_1\lambda_h^* + a_0] = 0 \quad (36)$$

where a_2 , a_1 and a_0 are given by

$$\begin{aligned} R_b &= \frac{(\pi\xi + k_2)}{\pi(\xi + k_2)} \left(\frac{(k_1\pi + k_2)}{\mu_h} + \frac{a(1 - \alpha_1)\beta_{vh}(\gamma_h + k_4\eta_h)(\pi\xi + k_2)}{k_3k_4k_8} \right), \\ a_2 &= (a(1 - \alpha_1)\beta_{vh}\mu_h(\gamma_h + k_4\eta_h) + k_3k_4k_8) k_9\mu_b\Lambda_h\pi, \\ a_1 &= \frac{k_3k_4k_8k_9\mu_b\Lambda_h(\xi + k_2)\mu_h\pi}{(\pi\xi + k_2)} (R_b - R_1), \\ a_0 &= \mu_hk_3k_4k_8k_9\mu_b\Lambda_h(\xi + k_2)(1 - R_1). \end{aligned} \quad (37)$$

The trivial solution $\lambda_h^* = 0$ of (36) corresponds to the disease-free equilibrium \mathcal{E}_1 . Now, we just look the equilibria when $\lambda_h^* > 0$. Note that coefficient a_2 is always positive and a_0 is less (resp. greater) than unity if and only if $R_1 > 1$ (resp. $R_1 < 1$). Thus model system (3), in absence of disease-induced death in human population ($\delta = 0$), admits only one endemic equilibrium whenever $R_0 > 1$. Since the sign of coefficient a_1 depend of the value of parameter, we investigate the possibility of occurrence of backward bifurcation phenomenon when $R_0 < 1$. Furthermore, consider the inequality

$$R_1 \leq R_b. \quad (38)$$

Since a_2 is always positive and a_0 is always positive whenever $R_0 < 1$, then, the occurrence of backward bifurcation phenomenon depend of the sign of coefficient a_1 . The coefficient a_1 is always positive if and only if condition (38) holds (i.e $R_1 < R_b$). It follows that the disease-free equilibrium is the unique equilibrium when $\mathcal{N} > 1$ and $R_0 < 1$. Now if $R_b < R_1 < 1$, then in addition to the DFE \mathcal{E}_1 , there exists two endemic equilibria whenever $\Delta = a_1^2 - 4a_2a_0 > 0$. However, $R_b < R_1 < 1 \Rightarrow R_b < 1 \Leftrightarrow \beta_{vh} < -\frac{[\pi^2\xi^2 + (\mu_h\pi^2 + (2\omega + \mu_h)\pi)\xi + (\omega + \mu_h)^2]k_3k_4k_8}{a(1 - \alpha_1)\mu_h(\pi\xi + k_2)^2(\gamma_h + k_4\eta_h)} < 0$.

Since all parameter of model (3) are nonnegative, we conclude that the condition $R_b < R_1 < 1$ does not hold. And thus, the backward bifurcation never occurs in the absence of disease-induced death in human.

(ii) Presence of disease induced death in human ($\delta \neq 0$). In this case, we have $N_h^* = \frac{\Lambda_h - \delta I_h^*}{\mu_h}$. Applying the same procedure as case (i), we obtain that λ_h^* at steady state is solution of the following equation

$$f(\lambda_h^*) = \lambda_h^* [c_4(\lambda_h^*)^4 + c_3(\lambda_h^*)^3 + c_2(\lambda_h^*)^2 + c_1\lambda_h^* + c_0] = 0, \quad (39)$$

where

$$\begin{aligned} c_4 &= -\pi^2 k_9 K_{12} \mu_b \Lambda_h (k_3 k_4 - \delta \gamma_h) (k_{10} a \mu_h (1 - \alpha_1) \beta_{vh} + k_8 (k_3 k_4 - \delta \gamma_h)), \\ c_3 &= \pi (k_3 k_4 k_5 k_6 k_{10} k_{11} a^2 \mu_h^2 (1 - \alpha_1)^2 \beta_{hv} n \pi \beta_{vh} K_E K_L + 2k_9 k_{10} K_{12} a \mu_b \delta \Lambda_h \mu_h \gamma_h \pi (1 - \alpha_1) \beta_{vh} \xi \\ &\quad - k_3 k_4 k_9 k_{10} K_{12} a \mu_b \Lambda_h \mu_h \pi (1 - \alpha_1) \beta_{vh} \xi - 2k_8 k_9 K_{12} \mu_b \delta^2 \Lambda_h \gamma_h^2 \pi \xi + 2k_3 k_4 k_8 k_9 K_{12} \mu_b \delta \Lambda_h \gamma_h \pi \xi \\ &\quad - k_1 k_3 k_4 k_9 k_{10} K_{12} a \mu_b \Lambda_h \mu_h \pi (1 - \alpha_1) \beta_{vh} + 2k_2 k_9 k_{10} K_{12} a \mu_b \delta \Lambda_h \mu_h \gamma_h (1 - \alpha_1) \beta_{vh} \\ &\quad - 2k_2 k_3 k_4 k_9 k_{10} K_{12} a \mu_b \Lambda_h \mu_h (1 - \alpha_1) \beta_{vh} + 2k_1 k_3 k_4 k_8 k_9 K_{12} \mu_b \delta \Lambda_h \gamma_h \pi - 2k_1 k_3^2 k_4^2 k_8 k_9 K_{12} \mu_b \Lambda_h \pi \\ &\quad - 2k_2 k_8 k_9 K_{12} \mu_b \delta^2 \Lambda_h \gamma_h^2 + 4k_2 k_3 k_4 k_8 k_9 K_{12} \mu_b \delta \Lambda_h \gamma_h - 2k_2 k_3^2 k_4^2 k_8 k_9 K_{12} \mu_b \Lambda_h), \end{aligned}$$

$$\begin{aligned}
c_2 = & k_3 k_4 k_5 k_6 k_{10} k_{11} a^2 \mu_h^2 (1 - \alpha_1)^2 \beta_{hv} n \pi^2 \beta_{vh} \xi K_E K_L \\
& + k_1 k_3 k_4 k_5 k_6 k_{10} k_{11} a^2 \mu_h^2 (1 - \alpha_1)^2 \beta_{hv} n \pi^2 \beta_{vh} K_E K_L \\
& + 2k_2 k_3 k_4 k_5 k_6 k_{10} k_{11} a^2 \mu_h^2 (1 - \alpha_1)^2 \beta_{hv} n \pi \beta_{vh} K_E K_L + k_9 k_{10} K_{12} a \mu_b \delta \Lambda_h \mu_h \gamma_h \pi^2 (1 - \alpha_1) \beta_{vh} \xi^2 \\
& - k_8 k_9 K_{12} \mu_b \delta^2 \Lambda_h \gamma_h^2 \pi^2 \xi^2 - k_1 k_3 k_4 k_9 k_{10} K_{12} a \mu_b \Lambda_h \mu_h \pi^2 (1 - \alpha_1) \beta_{vh} \xi \\
& + k_3 k_4 k_9 k_{10} K_{12} a \mu_b \Lambda_h \mu_h \omega \pi (1 - \alpha_1) \beta_{vh} \xi + 2k_2 k_9 k_{10} K_{12} a \mu_b \delta \Lambda_h \mu_h \gamma_h \pi (1 - \alpha_1) \beta_{vh} \xi \\
& - k_2 k_3 k_4 k_9 k_{10} K_{12} a \mu_b \Lambda_h \mu_h \pi (1 - \alpha_1) \beta_{vh} \xi + 2k_1 k_3 k_4 k_8 k_9 K_{12} \mu_b \delta \Lambda_h \gamma_h \pi^2 \xi \\
& - 2k_3 k_4 k_8 k_9 K_{12} \mu_b \delta \Lambda_h \gamma_h \omega \pi \xi + 2k_3^2 k_4^2 k_8 k_9 K_{12} \mu_b \Lambda_h \omega \pi \xi - 2k_2 k_8 k_9 K_{12} \mu_b \delta^2 \Lambda_h \gamma_h^2 \pi \xi \\
& + 2k_2 k_3 k_4 k_8 k_9 K_{12} \mu_b \delta \Lambda_h \gamma_h \pi \xi - 2k_1 k_2 k_3 k_4 k_9 k_{10} K_{12} a \mu_b \Lambda_h \mu_h (1 - \alpha_1) \pi \beta_{vh} \\
& + k_2^2 k_9 k_{10} K_{12} a \mu_b \delta \Lambda_h \mu_h \gamma_h (1 - \alpha_1) \beta_{vh} - k_2^2 k_3 k_4 k_9 k_{10} K_{12} a \mu_b \Lambda_h \mu_h (1 - \alpha_1) \beta_{vh} \\
& - k_1^2 k_3^2 k_4^2 k_8 k_9 K_{12} \mu_b \Lambda_h \pi^2 + 4k_1 k_2 k_3 k_4 k_8 k_9 K_{12} \mu_b \delta \Lambda_h \gamma_h \pi - 4k_1 k_2 k_3^2 k_4^2 k_8 k_9 K_{12} \mu_b \Lambda_h \pi \\
& - k_2^2 k_8 k_9 K_{12} \mu_b \delta^2 \Lambda_h \gamma_h^2 + 2k_2^2 k_3 k_4 k_8 k_9 K_{12} \mu_b \delta \Lambda_h \gamma_h - k_2^2 k_3^2 k_4^2 k_8 k_9 K_{12} \mu_b \Lambda_h,
\end{aligned}$$

$$\begin{aligned}
c_1 = & ((k_1 k_3 k_4 k_5 k_6 k_{10} k_{11} a^2 \mu_h^2 (1 - \alpha_1) \beta_{hv} n \pi^2 + k_3 k_4 k_5 k_6 k_{10} k_{11} a^2 \mu_h^2 (1 - \alpha_1)^2 \beta_{hv} n (k_2 - \omega) \pi) \beta_{vh} \xi \\
& + (2k_1 k_2 k_3 k_4 k_5 k_6 k_{10} k_{11} a^2 \mu_h^2 (1 - \alpha_1) \beta_{hv} n \pi + k_2^2 k_3 k_4 k_5 k_6 k_{10} k_{11} a^2 \mu_h^2 (1 - \alpha_1) \beta_{hv} n) (1 - \alpha_1) \beta_{vh}) K_E K_L \\
& + (k_3 k_4 k_9 k_{10} K_{12} a \mu_b \Lambda_h \mu_h \omega \pi (1 - \alpha_1) \beta_{vh} - 2k_3 k_4 k_8 k_9 K_{12} \mu_b \delta \Lambda_h \gamma_h \omega \pi) \xi^2 \\
& + ((k_2 k_3 k_4 k_9 k_{10} K_{12} a \mu_b \Lambda_h \mu_h \omega - k_1 k_2 k_3 k_4 k_9 k_{10} K_{12} a \mu_b \Lambda_h \mu_h \pi) (1 - \alpha_1) \beta_{vh} \\
& + (2k_1 k_3^2 k_4^2 k_8 k_9 K_{12} \mu_b \Lambda_h \omega + 2k_1 k_2 k_3 k_4 k_8 k_9 K_{12} \mu_b \delta \Lambda_h \gamma_h) \pi \\
& + (2k_2 k_3^2 k_4^2 k_8 k_9 K_{12} \mu_b \Lambda_h - 2k_2 k_3 k_4 k_8 k_9 K_{12} \mu_b \delta \Lambda_h \gamma_h) \omega) \xi \\
& - k_1 k_2^2 k_3 k_4 k_9 k_{10} K_{12} a \mu_b \Lambda_h \mu_h (1 - \alpha_1) \beta_{vh} - 2k_1^2 k_2 k_3^2 k_4^2 k_8 k_9 K_{12} \mu_b \Lambda_h \pi \\
& + 2k_1 k_2^2 k_3 k_4 k_8 k_9 K_{12} \mu_b \delta \Lambda_h \gamma_h - 2k_1 k_2^2 k_3^2 k_4^2 k_8 k_9 K_{12} \mu_b \Lambda_h,
\end{aligned}$$

$$c_0 = k_3^2 k_4^2 k_8 k_9 K_{12} \mu_b \Lambda_h \mu_h^2 (k_2 + \xi)^2 (R_0^2 - 1),$$

with $k_{10} = \gamma_h + \eta_h k_4$, $k_{11} = \gamma_v + \eta_v k_8$, $K_{12} = (sK_E + k_6 K_L)$ and $n = \mathcal{N} - 1$. Notes that c_4 is always negative and c_0 is positive (resp. negative) if R_0 is greater (resp. less) than the unity. It follows, depending of the sign of coefficients c_3 , c_2 and c_1 , that the model system (3) admits at least one endemic equilibrium whenever $R_0 > 1$ and the phenomenon of backward (resp. forward) bifurcation can occur when $R_0 < 1$ (resp. $R_0 > 1$). This ends the proof.

References

- [1] A. Chippaux, Généralités sur arbovirus et arboviroses overview of arbovirus and arbovirosis, Med. Maladies Infect. 33 (2003) 377–384.

- [2] N. Karabatsos, International Catalogue of Arboviruses, including certain other viruses of vertebrates, American Society of Tropical Medicine and Hygiene, 2001 update.
- [3] D. J. Gubler, Human arbovirus infections worldwide, *Ann. N. Y. Acad. Sci.* 951 (2001) 13–24.
- [4] S. PASTEUR, Dengue vaccine, a priority for global health.
- [5] World Health Organization, Dengue and severe dengue, Fact sheet n.117.
- [6] World Health Organization, Dengue and dengue haemorrhagic fever, Fact sheet n.117.
- [7] L. Villar, M. D. G. H. Dayan, *al.*, Efficacy of a tetravalent dengue vaccine in children in latin america, *The New England Journal of Medicine* 372 (2).
- [8] A. Sabchareon, D. Wallace, C. Sirivichayakul, *et al.*, Protective efficacy of the recombinant, live-attenuated, cyd tetravalent dengue vaccine in thai schoolchildren: a randomised, controlled phase 2b trial, *Lancet* 380 (2012) 1559–67.
- [9] Dipo Aldila, Thomas Götz, Edy Soewono, An optimal control problem arising from a dengue disease transmission model, *Mathematical Biosciences* 242 (2013) 9–16.
- [10] M. Antonio, T. Yoneyama, Optimal and sub-optimal control in dengue epidemics, *Optim. Control Appl. Methods* 22 63.
- [11] J. R. Cannon, D. J. Galiffa, An epidemiology model suggested by yellow fever, *Math. Methods Appl. Sci.* 35 (2012) 196–206.
- [12] F. A. B. Coutinho, M. N. Burattini, L. F. Lopez, E. Massad, Threshold conditions for a non-autonomous epidemic system describing the population dynamics of dengue, *Bulletin of Mathematical Biology* 68 (2006) 2263–2282.
- [13] G. Cruz-Pacheco, L. Esteva, C. Vargas, Seasonality and outbreaks in west nile virus infection, *Bull. Math. Biol.* 71 (2009) 1378–1393.
- [14] M. Derouich, A. Boutayeb, Dengue fever: mathematical modelling and computer simulation, *Applied Mathematics and Computation* 177 2 (2006) 528–544.

- [15] Y. Dumont, F. Chiroleu, Vector control for the chikungunya disease, *Math. Biosci. Eng.* 7 (2010) 313–345.
- [16] L. Esteva, C. Vargas, Analysis of a dengue disease transmission model, *Math. Biosci.* 150 (1998) 131–151.
- [17] L. Esteva, C. Vargas, A model for dengue disease with variable human population, *J. Math. Biol.* 38 (1999) 220–240.
- [18] Z. Feng, V. Velasco-Hernandez, Competitive exclusion in a vector–host model for the dengue fever, *J. Math. Biol.* 35 (1997) 523–544.
- [19] S. M. Garba, A. B. Gumel, M. R. A. Bakar, Backward bifurcations in dengue transmission dynamics, *Math. Biosci.* 215 (2008) 11–25.
- [20] H. S. Rodrigues, M. T. T. Monteiro, D. F. M. Torres, Vaccination models and optimal control strategies to dengue, *Mathematical Biosciences* 247 (2014) 1–12.
- [21] K. W. Blayneha, A. B. Gumel, S. Lenhart, T. Clayton, Backward bifurcation and optimal control in transmission dynamics of west nile virus, *Bulletin of Mathematical Biology* 72 (2010) 1006–1028. [doi:10.1007/s11538-009-9480-0](https://doi.org/10.1007/s11538-009-9480-0).
- [22] N. A. Maidana, H. M. Yang, Dynamic of west nile virus transmission considering several coexisting avian populations, *Math. Comput. Modelling* 53 (2011) 1247–1260.
- [23] D. Moulay, M. A. Aziz-Alaoui, M. Cadivel, The chikungunya disease: Modeling, vector and transmission global dynamics, *Math. Biosci.* 229 (2011) 50–63.
- [24] D. Moulay, M. A. Aziz-Alaoui, K. Hee-Dae, Optimal control of chikungunya disease: larvae reduction, treatment and prevention, *Mathematical Biosciences and Engineering* 9 (2).
- [25] P. Poletti, G. Messeri, M. Ajelli, R. Vallorani, C. Rizzo, S. Merler, Transmission potential of chikungunya virus and control measures: the case of italy, *PLoS One* 6 (e18860).
- [26] Hamadjam Abboubakar, Jean C. Kamgang, Léontine N. Nkamba, Daniel Tieudjo, Lucas Emini, Modeling the dynamics of arboviral diseases with vaccination perspective, *Biomath* 4 (2015).

- [27] Le Figaro, Un vaccin contre la dengue disponible dès la mi-2015, <http://www.lefigaro.fr/societes/2014/11/04/20005-20141104ARTFIG00301-un-vaccin-contre-la-dengue-disponible-des-la-mi-2015.php> (Accessed April 2015).
- [28] T. W. Scott, A. C. Morrison, Vector dynamics and transmission of dengue virus: implications for dengue surveillance and prevention strategies: vector dynamics and dengue prevention, *Current Topics in Microbiology and Immunology* 338 (2010) 115–128.
- [29] <http://www.cg06.fr/fr/servir-les-habitants/action-medicale-sociale/votre-sante/lutte-contre-le-moustique-aedes-albopictus/lutte-contre-l>.
- [30] A. Berman, R. J. Plemmons, *Nonnegative matrices in the mathematical sciences*, 1994.
- [31] J. A. Jacquez, Qualitative theory of compartmental systems, *SIAM Rev.* 35 (1993) 43–79.
- [32] J. M. Cushing, *An Introduction to Structured Population Dynamics*, SIAM, Philadelphia, 1998.
- [33] J. M. Cushing, Z. Yicang, The net reproductive value and stability in matrix population models, *Nat. Resour. Model.* 8 (1994) 297–333.
- [34] O. Diekmann, J. A. P. Heesterbeek, *Mathematical Epidemiology of Infectious Diseases. Model building, analysis and interpretation*, John Wiley & Sons, Chichester, 2000.
- [35] P. van den Driessche, J. Watmough, Reproduction numbers and the sub-threshold endemic equilibria for compartmental models of disease transmission, *Math. Biosci.* 180 (2002) 29–48.
- [36] G. Cruz-Pacheco, L. Esteva, J. A. Montañó-Hirose, C. Vargas, Modelling the dynamics of west nile virus, *Bulletin of Mathematical Biology* 67 (2005) 1157–1172.
- [37] J. C. Kamgang, G. Sallet, Computation of threshold conditions for epidemiological models and global stability of the disease-free equilibrium (dfe), *Mathematical Biosciences* 213 (2008) 1–12.

- [38] J. Arino, C. C. McCluskey, P. van den Driessche, Global results for an epidemic model with vaccination that exhibits backward bifurcation, *SIAM Journal on Applied Mathematics* 64 (2003) 260–276.
- [39] F. Brauer, Backward bifurcations in simple vaccination models, *J. Math. Anal. Appl.* 298 (2004) 418–431.
- [40] O. Sharomi, C. Podder, A. Gumel, E. Elbasha, J. Watmough, Role of incidence function in vaccine-induced backward bifurcation in some hiv models, *Mathematical Biosciences* 210 (2007) 436–463.
- [41] B. Buonomo, D. Lacitignola, On the backward bifurcation of a vaccination model with nonlinear incidence, *Nonlinear Analysis: Modelling and Control* 16 (1) (2011) 30–46.
- [42] B. Buonomo, A note on the direction of the transcritical bifurcation in epidemic models, *Nonlinear Analysis: Modelling and Control* 20 (2015) 38–55.
- [43] J. Dushoff, W. Huang, C. Castillo-Chavez, Backward bifurcations and catastrophe in simple models of fatal diseases, *J. Math. Biol.* 36 (1998) 227–248.
- [44] M. Safan, M. Kretzschmar, K. P. Hadeler, Vaccination based control of infections in sirs models with reinfection: special reference to pertussis, *J. Math. Biol.* 67 (2013) 1083–1110.
- [45] C. Castillo-Chavez, B. Song, Dynamical models of tuberculosis and their applications, *Math. Biosci. Eng.* 1 (2004) 361–404.
- [46] J. Guckenheimer, P. Holmes, *Dynamical Systems and Bifurcations of Vector Fields*, Nonlinear Oscillations, 1983.
- [47] J. Carr, *Applications of Centre Manifold Theory*, Springer, New York, 1981.
- [48] J. K. Hale, *Ordinary Differential Equations*, John Wiley and Sons, 1969.
- [49] J. P. LaSalle, Stability theory for ordinary differential equations, *J. Differ. Equ.* (1968) 57–65.
- [50] J. P. LaSalle, *The stability of dynamical systems*, Society for Industrial and Applied Mathematics, 1976.

- [51] N. Chitnis, J. M. Hyman, J. M. Cushing, Determining important parameters in the spread of malaria through the sensitivity analysis of a mathematical model, *Bull. Math. Biol.* 70 (2008) 1272–1296.
- [52] S. Marino, I. B. Hogue, C. J. Ray, , D. E. Kirschner, A methodology for performing global uncertainty and sensitivity analysis in systems biology, *Journal of Theoretical Biology* 254 (2008) 178–196.
- [53] J. Wu, R. Dhingra, M. Gambhir, J. V. Remais, Sensitivity analysis of infectious disease models: methods, advances and their application, *Journal of the Royal Society Interface* 10.
- [54] M. Stein, Large sample properties of simulations using latin hypercube sampling, *Technometrics* 29 (1987) 143–151.
- [55] F. Darriet, S. Marcombe, V. Corbel, Insecticides larvicides et adulticides alternatifs pour les opérations de démoustication en france, synthèse bibliographique, IRD.
- [56] P. Bosc, V. Boulet, M. Echaubard, M. L. Corre, S. Quilici, J. P. Quod, J. Rochat, S. Ribes, M. Salamolard, E. Thybaud, Premier Bilan sur les Impacts des Traitements Anti-moustiques, dans le cadre de la lutte Contre le Chikungunya, sur les Espèces et les Milieux de l’île de la Réunion (Juin 2006).
- [57] S. Licciardi, personal communication.