



Robustness and management adaptability in tropical rangelands: a viability-based assessment under the non-equilibrium paradigm

Francesco Accatino, Rodolphe Sabatier, C. de Michele, D. Ward, K. Wiegand, K. M. Meyer

► To cite this version:

Francesco Accatino, Rodolphe Sabatier, C. de Michele, D. Ward, K. Wiegand, et al.. Robustness and management adaptability in tropical rangelands: a viability-based assessment under the non-equilibrium paradigm. *Animal*, 2014, 8 (8), pp.1272 - 1281. 10.1017/S1751731114000913 . hal-01198265

HAL Id: hal-01198265

<https://hal.science/hal-01198265>

Submitted on 21 Jul 2023

HAL is a multi-disciplinary open access archive for the deposit and dissemination of scientific research documents, whether they are published or not. The documents may come from teaching and research institutions in France or abroad, or from public or private research centers.

L'archive ouverte pluridisciplinaire **HAL**, est destinée au dépôt et à la diffusion de documents scientifiques de niveau recherche, publiés ou non, émanant des établissements d'enseignement et de recherche français ou étrangers, des laboratoires publics ou privés.

Robustness and management adaptability in tropical rangelands: a viability-based assessment under the non-equilibrium paradigm

F. Accatino^{1†}, R. Sabatier², C. De Michele¹, D. Ward³, K. Wiegand⁴ and K. M. Meyer⁴

¹Politecnico di Milano, DICA, P.zza L. Da Vinci 32, 20133 Milano, Italy; ²INRA, UMR 1048 SAD-APT, 16 rue Claude Bernard, 75000 Paris, France; ³School of Life Sciences, University of KwaZulu Natal, Scottsville 3209, South Africa; ⁴Faculty of Forest Sciences and Forest Ecology, Department of Ecosystem Modelling, University of Göttingen, Büsgenweg 4, Göttingen, Germany

(Received 7 January 2014; Accepted 17 March 2014; First published online 29 April 2014)

Rangelands provide the main forage resource for livestock in many parts of the world, but maintaining long-term productivity and providing sufficient income for the rancher remains a challenge. One key issue is to maintain the rangeland in conditions where the rancher has the greatest possibility to adapt his/her management choices to a highly fluctuating and uncertain environment. In this study, we address management robustness and adaptability, which increase the resilience of a rangeland. After reviewing how the concept of resilience evolved in parallel to modelling views on rangelands, we present a dynamic model of rangelands to which we applied the mathematical framework of viability theory to quantify the management adaptability of the system in a stochastic environment. This quantification is based on an index that combines the robustness of the system to rainfall variability and the ability of the rancher to adjust his/her management through time. We evaluated the adaptability for four possible scenarios combining two rainfall regimes (high or low) with two herding strategies (grazers only or mixed herd). Results show that pure grazing is viable only for high-rainfall regimes, and that the use of mixed-feeder herds increases the adaptability of the management. The management is the most adaptive with mixed herds and in rangelands composed of an intermediate density of trees and grasses. In such situations, grass provides high quantities of biomass and woody plants ensure robustness to droughts. Beyond the implications for management, our results illustrate the relevance of viability theory for addressing the issue of robustness and adaptability in non-equilibrium environments.

Keywords: resilience, robustness, adaptability, viability, herding strategy

Implications

The use of viability theory provides a solid framework to deal with non-equilibrium rangelands where the rancher has different management options (herd dimension and composition, burning/not burning). Viability theory is particularly suited to defining resilience, robustness and management adaptability. In our application, we showed that a pure grazing strategy is viable only for high-rainfall regimes and that management is more adaptable with mixed grazing–browsing herds in states with intermediate values of woody and grass biomass.

Introduction

Rangelands are extensively managed agroecosystems found in arid and semi-arid climates in which domestic livestock is sustained by native vegetation in terms of grazing and

browsing (Carpenter *et al.*, 2001; Ward, 2004; Vetter, 2005). In many parts of the world, rangelands provide the main forage resource for traditional livestock rearing and affect the livelihoods of millions of people (Lund, 2007). Given the increasing demand for animal protein (Thornton, 2010), it is critical to ensure the sustainable management of rangelands, that is, maintaining long-term productivity and providing sufficient income for the rancher (Pickup and Stafford Smith, 1993).

Sustainable management of rangelands requires balanced decision making about whether to burn or not, adjusting the stocking rate, and choosing the species/breed of the herd (Heitschmidt *et al.*, 2004). For instance, overstocking is a clear example of unsustainable management. In the short term, overstocking can lead to starvation (Bahre and Shelton, 1996) as demand exceeds resource availability. In the long term, overstocking (especially by grazers) causes excessive grass depletion, leading to massive encroachment of woody plants (van Auken, 2000; Bond and Midgley, 2012), which causes a reduction in rangeland productivity per rainfall unit (Ward, 2005a).

[†] E-mail: francesco.accatino@polimi.it

A key issue in rangeland management is dealing with high environmental variability and designing resilient systems. The rancher has to cope with a highly variable and unpredictable inter-annual rainfall (Walker *et al.*, 1981; Pickup and Stafford Smith, 1993), which is the primary determinant of rangeland productivity (Fynn and O'Connor, 2000), and meat price fluctuations, which are caused by global market fluctuations (Campbell *et al.*, 2006; Gross *et al.*, 2006). Under these conditions, it is widely accepted that range management should aim at robustness and adaptability (Carande *et al.*, 1995; Berkes *et al.*, 2000; Vetter, 2005). Robustness measures the ability of the management actions to maintain the system in desired conditions, despite uncertain environment (Anderies *et al.*, 2004, 2013; Rougé *et al.*, 2013). Management adaptability measures the number of management decisions that are available to the rancher in the different rangeland conditions (Berkes *et al.*, 2000; Galoppin, 2006). Robustness and management adaptability increase the resilience of the system (Tompkins and Adger 2004; Smit and Wandel, 2006; Janssen *et al.*, 2007; Anderies *et al.*, 2013; De Goede *et al.*, 2013).

In rangeland modelling history, resilience was linked to the concept of steady state (Gunderson, 2000). Only recently, Martin *et al.* (2011) used viability theory (Aubin, 1991) to redefine resilience for rangelands, where the manager was more interested in maintaining the system within certain constraints rather than in a specific steady state. This new paradigm allows the use of viability theory for the definition of specific aspects of resilience, which are robustness and management adaptability.

In this study, we first review how the concept of resilience evolved in the field of rangeland management and modelling. We then develop a dynamic model of rangeland agroecosystems that we use to quantify robustness and adaptability of the system for four scenarios combining two different rainfall regimes (high or low averages) and two different herding strategies (pure grazers or mixed feeders).

Dominant rangeland model paradigms and the concept of resilience

The first model of rangeland dynamics was the *range succession* model. On the basis of the Clementsian theory (Clements, 1916), this model predicted vegetation changes to be continuous and reversible along a gradient (Dyksterhuis, 1949; Briske *et al.*, 2003). Following this view, the rancher should find the optimal stocking rate that maintains the rangeland in the *climax* where grass and livestock production are maximized in the long term (Westoby *et al.*, 1989). However, the reality of rangeland management showed that vegetation changes were not necessarily reversible (Westoby *et al.*, 1989; Laycock, 1991). This means that, if increasing the stocking rate could lead to woody plant encroachment, a successive decrement would not necessarily lead to a symmetrical return to a non-encroached condition. Westoby *et al.* (1989) proposed the *state-and-transition* model, according to which the manager/modeller was expected to define a catalogue of possible states

of the system and of possible transitions between states, with the respective causes (Bestelmeyer *et al.*, 2003; Briske *et al.*, 2003). The problem of this model was its limited predictive capacity (Ward, 2005b; Bashari *et al.*, 2008). In fact, the model could be designed to explore states, transitions, and causes of transitions from experience and observation. However, because not all possible configurations of the system were necessarily considered, the model could not predict the behaviour of the system out of the range of the already observed situations (Ward, 2005b).

This problem could be overcome with models based on difference and differential equations (Tietjen and Jeltsch, 2007). Describing system dynamics with mathematical laws (i.e. difference or differential equations) rather than with *a priori* defined states and transitions allowed the modeller to explore all the possible states under all possible values of the system's drivers. In particular, introducing non-linearity in these models could demonstrate the existence of alternative steady states (May, 1977; Anderies *et al.*, 2002; Beisner *et al.*, 2003; Accatino *et al.*, 2010), each one characterized by its own attraction basin, that is, the set of initial configurations of the system from which a trajectory would lead to that steady state. It was generally possible to move from one steady state to another, but such a shift required important interventions from the manager. From a non-encroached state, increasing stocking density made it possible to shift to the encroached state. However, starting from an encroached situation, reducing the stocking density might not be sufficient for the system to move back to the non-encroached situation (Anderies *et al.*, 2002). To address the existence of multiple stable states, the concept of *threshold* (Scheffer *et al.*, 2001) was particularly appropriate. Thresholds referred to boundaries that, once passed, caused the transition of the system to another steady state, whereas the reverse transition was difficult to accomplish (May, 1977). Because these transitions could be abrupt and irreversible, they were often defined as *catastrophic shifts* (Scheffer *et al.*, 2001). In particular, in rangelands, we highlight the concept of *grazing catastrophe*, according to which plant abundance could vary discontinuously in response to a change in the stocking rate (May, 1977). In the literature, several spatially implicit differential equation models demonstrated *grazing catastrophes* (May, 1977; Rietkerk and van de Koppel, 1997; De Michele *et al.*, 2011).

The formalization of rangeland dynamics with multiple steady states naturally led to the concept of resilience. Holling (1973) gave two definitions of resilience. *Engineering resilience* is the rate at which the system returns to a desirable steady state (inverse of return time) after a disturbance. *Ecological resilience* is the largest magnitude of disturbance that the system can absorb without leaving the attraction basin of a desired steady state. The concept of *ecological resilience* implies the existence of attractors with their attraction basins (Gunderson, 2000; Martin *et al.*, 2011) and was evaluated as a distance to bifurcation points (Ludwig *et al.*, 1997), or was linked to the width of the attraction basin of the desired attractor (van Collier, 1997; Anderies *et al.*, 2002; Janssen *et al.*, 2004).

In the literature, there are mainly two concepts that broadened the concept of resilience and contrasted with its link to the concept of attractor. The first was the concept of *non-equilibrium* (Ellis and Swift, 1988): rangeland vegetation dynamics are driven by fire events and inter-annually highly variable rainfall (Ellis and Swift, 1988; Behnke and Scoones, 1993; Illius and O'Connor, 1999). Thus, variables describing rangeland dynamics do not reach equilibrium; they rather fluctuate in response to environmental inputs (Westoby *et al.*, 1989; Schröder *et al.*, 2005). The second concept is that rangelands are managed agroecosystems that ranchers may be interested in maintaining in certain conditions, which guarantee sustainable exploitation of resources (Janssen *et al.*, 2004); these conditions may be a region of the state space that does not include a steady state (Martin *et al.*, 2011).

To address this situation where the desired states are far from the steady states, Martin (2004) adapted the concept of viability to define resilience. In the framework of viability theory (Aubin, 1991), the system has dynamics whose trajectories can be modified and driven by controls. The challenge is to find the controls that maintain through time the trajectories within a so-called domain of constraints defined by a set of viability constraints. Applied to the management of renewable resources, the viability constraints are generally defined to allow good levels of production in the long term while ensuring the preservation of the resource (see e.g. Tichit *et al.*, 2004; Martinet and Doyen, 2007; Sabatier *et al.*, 2012). The viability kernel is the set of initial states (a subset of the domain of constraints) for which there exists at least a sequence of controls maintaining the trajectory in the domain of constraints. The capture basin (called *resilience basin* in this context) of the viability kernel is the set of initial states for which there is at least one trajectory leading to the viability kernel. Following Martin (2004) and Martin *et al.* (2011), out of the resilience basin, the resilience is null, because it is impossible to drive the system to the viability kernel. Within the resilience basin, the resilience is positive

and may be measured as the inverse of the cost necessary to bring the system to the constraint set (Martin, 2004). According to this view, emphasis is put on the sets of states and dynamics rather than on steady states.

The use of viability theory for defining resilience opens new perspectives for an operational definition of robustness and adaptive capacity. Robustness measures how likely the system, in a certain state with a certain control, is to remain in desirable conditions in an uncertain environment (Anderies *et al.*, 2004). Alvarez and Martin (2011) formalized this idea in the case where uncertainty applies directly to the state determination and define robustness of a state as its distance to the boundary of the viability kernel (or resilience basin). In this study, we measure robustness as the probability of a control to keep the system in a viable state. This operational definition is close to the one used by Rougé *et al.* (2013).

Adaptability is the capacity to adjust management choices in the face of changing conditions (Galoppin, 2006; Smit and Wandel, 2006). In this study, we measure adaptive capacity in each state with the proportion of viable management controls, accounting for their robustness. The more robust controls the rancher has, the more he/she can cope with changing conditions.

Model

The model describes the interactions between grass, woody plants and accounts for rainfall, grazing and browsing. It is spatially implicit and refers to 1-ha area (variables are expressed in terms of density – biomass per unit area), it is time-discrete with seasonal time step, alternating between wet and dry seasons (Figure 1). Similarly to a study by Accatino and De Michele (2013), in the wet season, vegetation growth depends on rainfall, and is limited by competition, grazing and browsing. In the dry season, vegetation does not grow but is removed owing to senescence, herbivory and possible fire occurrence. If X is a state variable, X_t^S indicates

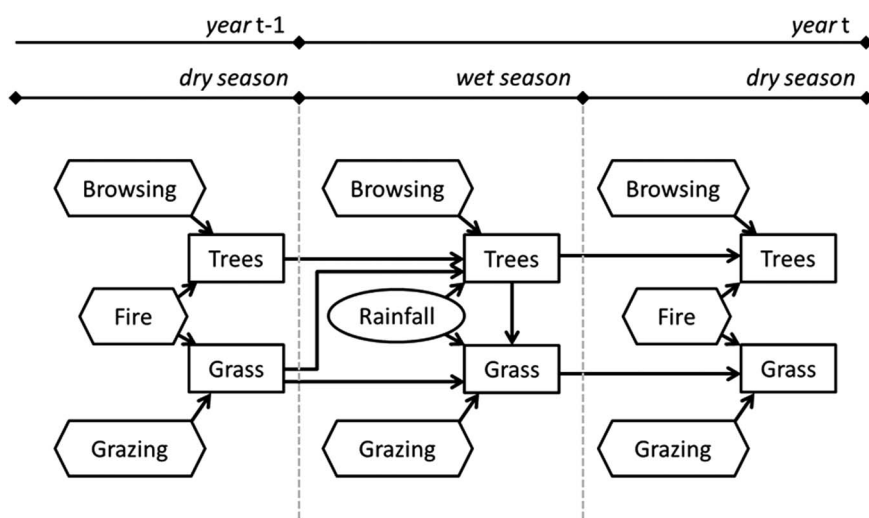


Figure 1 Scheme of the interactions between the model components. State variables are represented by rectangles, the driver is represented by a circle and the controls are represented by hexagons.

the value of the variable in the year t at the end of the season S (which can be WET or DRY). Each year conventionally begins with the wet season, thus the time succession of the variable is: $X_t^{\text{WET}}, X_t^{\text{DRY}}, X_{t+1}^{\text{WET}}, X_{t+1}^{\text{DRY}} \dots$ (Accatino and De Michele, 2013).

The components of the model are the state variables, the driver and the controls (Figure 1). The state variables are T , the density of woody plants, and G , the density of grass. Both variables are expressed in kg/ha. The driver is the rainfall R in the wet season that is expressed in mm/year. The controls are the harvested biomass and the grazing fraction in the wet and the dry season, and the fire decision I in the dry season. The harvested biomass (wet season: H^{WET} , dry season: H^{DRY}) is defined as the sum of browsing b and grazing g , that is, the amount of woody plant and grass biomass [kg/ha] removed by herbivores in a season, respectively. The grazing fraction (wet season: γ^{WET} , dry season: γ^{DRY}) is defined as the ratio $\gamma = g/H$ and represents the fraction (ranging between 0 and 1) of grass in the biomass harvested by the herd. This way, we implicitly consider that the rancher can adjust the grazing/browsing fraction of the herd by adjusting the composition of the herd (mixed grazing) or by other management techniques (i.e. grazing routes) that influence the feeding behaviour of the herd (Meuret, 1996). The harvested biomass and the grazing fraction determine the amount of biomass grazed g and browsed b in a season. Concerning fire decision, the rancher can decide whether to burn or not at the end of each dry season, and thus fire is represented by a binary variable ($I=0$, the rancher does not burn, $I=1$, the rancher decides to burn).

Dynamics in the wet season

In the wet season, vegetation growth depends on the rainfall amount as well as on competition between woody plants and grasses, and competition within and among grass species.

$$\begin{cases} T_t^{\text{WET}} = T_{t-1}^{\text{DRY}} + r_0 f_{\text{RT}}(R_t) \varphi_{\text{GT}}(G_{t-1}^{\text{DRY}}) (k_T - T_{t-1}^{\text{DRY}}) - b_t^{\text{WET}} \\ G_t^{\text{WET}} = \varphi_{\text{GG}}(G_{t-1}^{\text{DRY}}) \varphi_{\text{TG}}(T_t^{\text{WET}}) f_{\text{RG}}(R_t) - g_t^{\text{WET}} \end{cases} \quad (1a, 1b)$$

Woody plant growth (equation (1a)) is modelled as a logistic curve where r_0 (dimensionless) is a growth term and k_T (kg/ha) is the carrying capacity of woody plants. The growth term r_0 is reduced by the dimensionless factors f_{RT} and φ_{GT} , both ranging between 0 and 1 and representing, respectively, the rainfall limitation on woody plant growth, and the negative influence of the grass stratum from the previous dry season on woody plant growth and establishment of new woody plant seedlings. These two factors are expressed by:

$$f_{\text{RT}}(R_t) = R_t / (a + R_t) \quad (2)$$

$$\varphi_{\text{GT}}(G_{t-1}^{\text{DRY}}) = 1 - \delta_{\text{GT}} G_{t-1}^{\text{DRY}} / k_G \quad (3)$$

In equation (2), parameter a (mm) is a half-saturation constant, that is, it represents the amount of rainfall for which the rainfall limitation factor f_{RT} is equal to 0.5. In

equation (3), δ_{GT} (dimensionless) is a parameter ranging from 0 to 1, describing the negative influence of a unit of grass biomass on the woody plant population, whereas parameter k_G (kg/ha) is the carrying capacity of grass.

In equation (1b), f_{RG} represents the maximum potential grass biomass made possible, given the amount of rainfall, and ranges between 0 and the carrying capacity of grass k_G . Factors φ_{GG} and φ_{TG} are dimensionless and range between 0 and 1 and represent the negative influence on grass production of the previous dry season and woody plants, respectively. These quantities are determined as follows:

$$f_{\text{RG}}(R_t) = \min\{\lambda R_t, k_G\} \quad (4)$$

$$\varphi_{\text{GG}}(G_{t-1}^{\text{DRY}}) = 1 - \delta_{\text{GG}} G_{t-1}^{\text{DRY}} / k_G \quad (5)$$

$$\varphi_{\text{TG}}(T_t^{\text{WET}}) = 1 - \delta_{\text{TG}} T_t^{\text{WET}} / k_T \quad (6)$$

In equation (4), we use the same linear relation between grass production and rainfall as the one given in Higgins *et al.* (2000), where the coefficient λ is equal to 3.369 kg/(mm ha), and we give as the upper limit the carrying capacity of grass k_G . In equation (5), factor δ_{GG} (dimensionless) ranges from 0 to 1 and represents the negative influence of a unit of grass biomass from the previous dry season on the growth of new grass. In equation (6), δ_{TG} (dimensionless) ranges from 0 to 1 and represents the negative influence of a woody plant biomass unit on grass production.

Dynamics in the dry season

In the dry season, both the woody plants and grass densities decrease because of senescence. The dynamics with or without fire are different. If the rancher decides not to burn ($I=0$), the equations are:

$$\begin{cases} T_t^{\text{DRY}} = (1 - \mu_T) T_t^{\text{WET}} - b_t^{\text{DRY}} \\ G_t^{\text{DRY}} = (1 - \mu_G) G_t^{\text{WET}} - g_t^{\text{DRY}} \end{cases} \quad (7a, 7b)$$

where parameters μ_T and μ_G (dimensionless) represent, respectively, the fraction of woody plant and grass biomass removed because of senescence within the entire dry season. If the rancher decides to burn ($I=1$), the equations are:

$$\begin{cases} T_t^{\text{DRY}} = \varphi_F(G_t^{\text{WET}}) ((1 - \mu_T) T_t^{\text{WET}} - b_t^{\text{DRY}}) \\ G_t^{\text{DRY}} = 0 \end{cases} \quad (8a, 8b)$$

where the factor φ_F (dimensionless) ranges between 0 and 1, represents the damage of fire on trees and depends on the amount of grass in the ecosystem. This factor is given by the following equation:

$$\varphi_F(G_t^{\text{WET}}) = 1 - \varepsilon ((1 - \mu_G) G_t^{\text{WET}} - g_t^{\text{DRY}}) / k_G \quad (9)$$

We make the simplifying assumption that the rancher burns at the end of the dry season, and thus the severity of fire is determined by the amount of grass at the end of the dry season before burning. Parameter ε (dimensionless) represents the fire damage provoked by a unit of grass biomass (normalized by grass-carrying capacity) on woody plants.

Viability constraints for the model

The constraints refer to the controls and do not impose any *a priori* conditions on the states the system could visit. In this way, our analysis differs from the analysis by Calabrese *et al.* (2011).

A production constraint ensures that the harvested biomass in both seasons is always greater than or equal to a quantity H^{\min}

$$H^{\text{WET}} \geq H^{\min} \text{ and } H^{\text{DRY}} \geq H^{\min} \quad (10)$$

Two biological constraints ensure that the needs of the animals are satisfied. In both seasons, the grazing fraction should be between two limits γ^{\inf} and γ^{\sup} , reflecting the dietary ability of the herd.

$$\gamma^{\inf} \leq \gamma^{\text{WET}} \leq \gamma^{\sup} \text{ and } \gamma^{\inf} \leq \gamma^{\text{DRY}} \leq \gamma^{\sup} \quad (11)$$

The biomass needed by the herd should not exceed the available biomass, that is, in the wet season:

$$\begin{cases} b_t^{\text{WET}} \leq T_{t-1}^{\text{DRY}} + r_0 f_{\text{RT}}(R_t) \varphi_{\text{GT}}(G_{t-1}^{\text{DRY}}) (k_T - T_{t-1}^{\text{DRY}}) \\ g_t^{\text{WET}} \leq \varphi_{\text{GG}}(G_{t-1}^{\text{DRY}}) \varphi_{\text{TG}}(T_t^{\text{WET}}) f_{\text{RG}}(R_t) \end{cases} \quad (12a, 12b)$$

and in the dry season:

$$\begin{cases} b_t^{\text{DRY}} \leq (1 - \mu_T) T_t^{\text{WET}} \\ g_t^{\text{DRY}} \leq (1 - \mu_G) G_t^{\text{WET}} \end{cases} \quad (13a, 13b)$$

For computing the viability kernels for different levels of rainfall, we discretize the values of the state variables and of the controls. We define a state s as a couple of discretized values of T and G . For the wet season, we define as a control c a couple of discretized values of H and γ , and for the wet season a triplet of discretized values of H and γ and a value of I . The controls of the dry season can be divided into the controls with $I=0$ (without fire), and the controls with $I=1$ (with fire). We use the algorithm by De Lara and Doyen (2008) to compute viability kernels. Starting from the last time step and going backwards, keeping the rainfall level constant, the viability kernel quickly becomes periodic. It is different for the wet and the dry season, and for the dry season it is possible to find a viability kernel allowing only controls without fire and a viability kernel allowing only controls with fire.

Robustness and adaptability indices

Wet season. A first index $ROB(c, s)$, accounting for robustness against rainfall stochasticity, is defined for the wet season. We define n different rainfall levels (R_1, R_2, \dots, R_n) each one respectively characterized by a probability of occurrence $p(R_1), p(R_2), \dots, p(R_n)$. For each control–state pair (c, s) , the robustness index $ROB(c, s)$ is defined as:

$$ROB(c, s) = \sum_i Y^w(c, s, R_i) \cdot p(R_i) \quad (14)$$

where $Y^w(c, s, R_i)$ takes value 1 if the wet season dynamics, starting from state s , applying control c , with the rainfall value R_i (using equation 1a,b) leads to a state that is viable

for all rainfall values, and takes value 0 in the opposite case. If no control is viable for the state s , the robustness index $ROB(c, s)$ is null. This index represents the probability that being in the state s and applying the control c , the system stays in a viable state (Rougé *et al.*, 2013). This index is an adaptation of the robustness index developed by Alvarez and Martin (2011) to the situation where stochasticity occurs as a perturbation of the dynamics rather than a direct perturbation of the state.

We then define an index of adaptability accounting for the proportion of viable decisions in a context of rainfall stochasticity $AIW(s)$. This index is obtained for each state, by summing $ROB(c, s)$ for all possible controls, and dividing by the number of possible controls.

$$AIW(s) = \frac{1}{\text{Card}(C)} \sum_{c \in C} ROB(c, s) \quad (15)$$

If $AIW(s)$ is 0, it means that in state s there are no available controls leading to a state that is viable, regardless of the rainfall.

Dry season. Two adaptability indices are defined for the dry season: AID_{NF} , if no fire is applied, and AID_{F} , if fire is applied. There is no stochasticity during the dry season, and these indices only account for the number of viable decisions. They are defined as follows:

$$AID_x(s) = \frac{1}{\text{Card}(C)} \sum_{c \in C} Y^D(c, s) \quad (16)$$

where x stands for F or NF , $Y^D(c, s)$ takes value 1 if the dynamics in the dry season is the state s , and applying the control c (using equations 7a,b or 8a,b) leads to a state whose index AIW is positive. Indices AID_{NF} and AID_{F} are obtained using equation (16), respectively, considering only controls without fire, and only controls with fire.

For readability, we normalized the robustness indices to compare the value they assume in different scenarios. The values of $AIW(s)$ are normalized by dividing them by the maximum value of $AIW(s)$ obtained in different scenarios. The values of $AID_{\text{NF}}(s)$ and $AID_{\text{F}}(s)$ are normalized by dividing them by the maximum value of $AID_{\text{NF}}(s)$ or $AID_{\text{F}}(s)$ obtained in the different scenarios. In this way, the value of the most robust state is 1, and the other values range from 0 to 1 proportionally.

Scenarios explored

We explore the viability kernels and the robustness indices in four different scenarios: low-rainfall cattle-only, low-rainfall mixed-herd, high-rainfall cattle-only and high-rainfall mixed-herd. We consider the range 200 to 700 mm/year as 'low rainfall' and the range 700 to 1200 mm/year as 'high rainfall'. Within each range, we consider a discretization step of 50 mm/year, and we assume that all the rainfall levels have the same probability of occurrence equal to 1/11. The grazing fraction constraint in the cattle-only scenarios is defined to ensure a high grazing fraction (0.8 to 1.0) to reflect the low browsing ability of cattle. Although the herd is only composed

Table 1 List of parameters with their values kept constant in all the situations explored

Symbol	Meaning	Unit	Value
r_0	Woody plant growth term	–	0.2
k_T	Woody plant carrying capacity	kg	8000
k_G	Grass carrying capacity	kg	8000
δ_{GT}	Specific negative influence of grass on woody plant growth	–	0.1
a	Half-saturation constant in the function linking woody plant growth to rainfall	mm/year	700
δ_{GG}	Specific negative influence of dead grass on the growth of new grass	–	0.8
δ_G	Specific negative influence of woody plants on the growth of new grass	–	0.8
μ_T	Fraction of woody plant biomass dying within the dry season	–	0.2
μ_G	Fraction of grass biomass dying within the dry season	–	0.2
ε	Fire damage provoked by a unit of grass biomass (normalized by grass carrying capacity) on woody plants	–	0.8
H^{\min}	Minimum quantity of biomass that must be consumed in a season according to the viability constraint	kg/ha	500

The symbol '–' indicates that the parameter is dimensionless.

of cattle, we consider that some management practices can drive (Meuret, 1996; Provenza and Balph, 1988) their feeding behaviour towards a little share of browsed biomass (Meuret *et al.*, 2006). In mixed-herd scenarios, we consider herds composed of cattle and goats. With mixed herds, the farmer has the ability to adjust the grazing fraction of his herd through both management and herd composition. Goats have a higher browsing ability than cattle but are not pure browsers. The browsing fraction in the diet can reach 60% (Pérez-Barbería *et al.*, 2004). We therefore defined the constraints on the grazing fraction as 0.4 to 1.0. The values of the other parameters are kept the same for all scenarios (see Table 1). For the state variables T and G we use a discretization step of 200 kg/ha ranging from 0 to, respectively, k_T and k_G . For the control H , we use a discretization step of 200 kg/ha ranging from 0 to $k_T + k_G$. For the control g , we use a discretization step of 0.05 ranging from γ_i^{nf} to γ^{sup} .

Results and discussion

For each situation explored, the viability kernels, from the lowest to the highest level of rainfall, are all subsets of one another, that is, the viability kernel of the lowest level of rainfall (200 mm/year for low-rainfall scenarios, and 700 mm/year for high-rainfall scenarios) corresponds to the intersection between the viability kernels of all the rainfall levels (in the range explored), and therefore it is the most restrictive. This confirms the observation that ranchers should keep the stocking rate low enough to ensure sustainability in low-rainfall years (Vetter, 2005). States with a low adaptability index are those that are viable only for the scenarios with more abundant rainfall and for which the only choice of the rancher is to risk a high stocking rate.

Robustness and adaptability indices in the wet season

In the wet season, the low-rainfall cattle-only scenario has an empty viability kernel for all rainfall values (Figure 2). The level of rainfall in the low-rainfall cattle-only scenario is too low to sustain a production of grass high enough to satisfy the amount of biomass required by the constraint H^{\min} (see

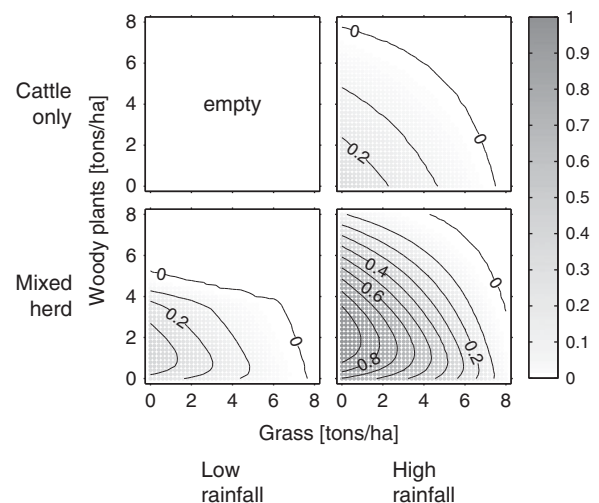


Figure 2 Normalized resilience index in the wet season AIW for four scenarios in the grass–woody plant plane. The values of grass and woody plant biomass are referred to the start of the wet season. In the low-rainfall scenarios, rainfall ranges from 200 to 700 mm/year, whereas in the high-rainfall scenarios rainfall ranges from 700 to 1200 mm/year. In the cattle-only scenarios, the grazing fraction γ ranges from 0.8 to 1, and in the mixed-herd scenarios the grazing fraction γ ranges from 0.4 to 1. In the low-rainfall cattle-only scenario, the word 'empty' means that the viability kernel is null. The normalized AIW indices are obtained by dividing the raw values by the maximum raw AIW indices obtained across the three non-trivial scenarios. Values of normalized AIW are represented by isolines with a step of 0.1. The isoline $AIW = 0$ divides the grass–woody plant plane in two regions: the viable region, composed by the states with $AIW > 0$, viable for at least one rainfall value, and the region of non-viable states. In the region with $AIW > 0$, values of the normalized AIW index are represented by a grey scale as well as with isolines.

equation (10)). The production of grass is strongly dependent on the amount of rainfall (Deshmukh, 1984) and a low-rainfall level would not sustain a herding strategy based on pure grazing (see e.g., Ward, 2004). In contrast, in the low-rainfall mixed-herd scenario, the viability kernel is not empty and it is possible for the rancher to implement a viable management strategy. With higher levels of rainfall, viability kernels are not empty with both herd types. However, mixed herds show larger viability kernels (see Figure 2). Note that

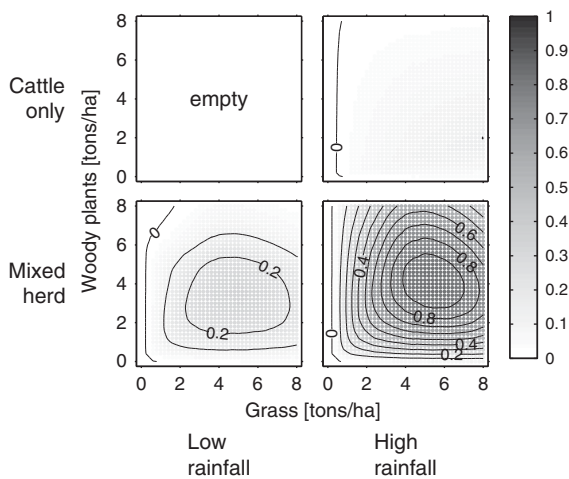


Figure 3 Normalized resilience index in the dry season without fire AID_{NF} for four scenarios in the grass–woody plant plane. The values of grass and woody plant biomass are referred to the start of the dry season. In the low-rainfall scenarios, rainfall ranges from 200 to 700 mm/year, whereas in the high-rainfall scenarios rainfall ranges from 700 to 1200 mm/year. In the cattle-only scenarios, the grazing fraction γ ranges from 0.8 to 1, and in the mixed-herd scenarios the grazing fraction γ ranges from 0.4 to 1. In the low-rainfall cattle-only scenario, the word ‘empty’ means that the viability kernel is null. The normalized AID_{NF} indices are obtained by dividing the raw values by the maximum raw AID_{NF} or AID_F (Figure 4) indices obtained across the three non-trivial scenarios. Values of normalized AID_{NF} are represented by isolines with step of 0.1. The isoline $AID_{NF} = 0$ divides the grass–woody plant plane in two regions: the viable region, composed of the states with $AID_{NF} > 0$, viable for at least one rainfall value, and the region of non-viable states. In the region with $AID_{NF} > 0$, values of the normalized AID_{NF} index are represented by a grey scale as well as with isolines.

the values of woody plants and grass in Figure 2 refer to the start of the wet season, specifically the amount of grass biomass that corresponds to the dry biomass remaining from the previous dry season.

A herding strategy based on cattle-only can be sustained where the level of rainfall is high enough to promote grass growth capable of satisfying the constraint of equation (10). In the wet season, the states with a high dry grass density at the start of the wet season (>7500 kg/ha) are not viable because the growth of new green grass is hampered by dry grass (see e.g., Knapp and Seastedt, 1986). Similarly, the states with a high woody plant density (>7500 kg/ha) are less viable because the growth of new grass is hampered by the shade effect of woody plants (Belsky, 1994). The state with the highest adaptability index is the state with $G=0$ and $T=0$ (see Figure 2), because, if at the beginning of the wet season there is no dry grass (assuming good soil conditions), the new grass can grow without any competition, resulting in maximal growth, and hence the rancher has a better choice about how to alter the size of the herd. The adaptability index decreases with grass biomass and woody plant biomass, because of competition effects.

Among all the scenarios, the most resilient states are found in the high-rainfall mixed-herd scenario, for $G=0$ (which is the condition allowing the highest grass growth in the wet season) and for $T \cong 2000$ kg/ha. The growth of

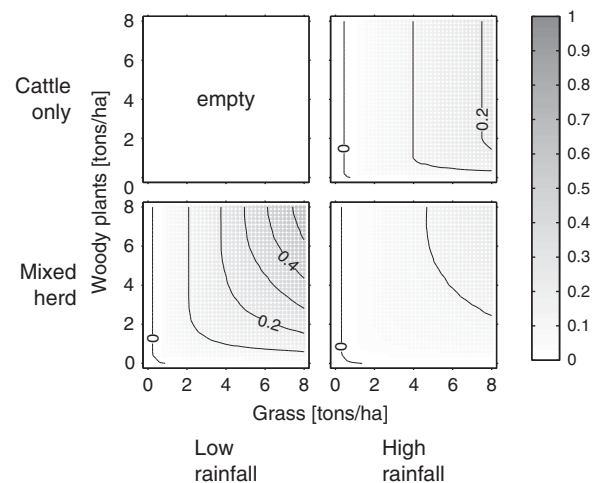


Figure 4 Normalized resilience index in the dry season with fire AID_F for four scenarios in the grass–woody plant plane. The values of grass and woody plant biomass are referred to the start of the dry season. In the low-rainfall scenarios, rainfall ranges from 200 to 700 mm/year, whereas in the high-rainfall scenarios rainfall ranges from 700 to 1200 mm/year. In the cattle-only scenarios, the grazing fraction γ ranges from 0.8 to 1, and in the mixed-herd scenarios the grazing fraction γ ranges from 0.4 to 1. In the low-rainfall cattle-only scenario, the word ‘empty’ means that the viability kernel is null. The normalized AID_{NF} (Figure 3) or AID_F indices are obtained by dividing the raw values by the maximum raw AID_{NF} or AID_F indices obtained across the three non-trivial scenarios. Values of normalized AID_F are represented by isolines with step of 0.1. The isoline $AID_F = 0$ divides the grass–woody plant plane in two regions: the viable region, composed of the states with $AID_F > 0$, viable for at least one rainfall value, and the region of non-viable states. In the region with $AID_F > 0$, values of the normalized AID_F index are represented by a grey scale as well as with isolines.

woody plants is much lower than the growth of grass. Thus, a certain amount of palatable woody plants at the beginning of the wet season would provide feed for a herd also composed of browsers.

Resilience indices in the dry season

The low-rainfall cattle-only scenario is not viable during the wet season and was therefore also not viable during the dry season. For the three other scenarios, both no fire (Figure 3) and fire (Figure 4) are viable for a large number of states. Without fire, the high-rainfall cattle-only scenario allows poor adaptability (Figure 3), whereas both the low-rainfall and high-rainfall mixed-herd scenarios show a peak of resilience for intermediate values of woody plants and grass at the start of the dry season. Many woody plants cannot be consumed in the dry season (note that goats are not pure browsers) and would limit grass growth through competition, and too much grass would leave the rancher the only choice to use a herd with a high-grazing fraction in the diet. Thus, the optimum is an intermediate balance between woody plants and grasses where the rancher has the highest possibility of regulating herd size and composition.

In the high-rainfall cattle-only scenario, the use of fire allows more adaptability than avoiding using fire (compare Figures 3 and 4), because it reduces the amount of grass to zero and stimulates the growth of new grass, given the high

level of rainfall considered (Trollope, 2011). Fire has more impact when the density of grass at the start of the dry season is high (>4000 kg/ha), because it leaves enough grass for a severe fire at the end of the season while still allowing a high level of grass exploitation by cattle (Higgins *et al.*, 2000; Trollope, 2011). In the cattle-only scenario, the system shows little adaptability both with and without fire with a slight advantage to the fire situation (Figure 4).

In the mixed-herd scenarios, the results are qualitatively different for low and high rainfall (Figures 3 and 4). For low rainfall, using fire (Figure 4), the states with the highest adaptability index are found for high values of grass and woody plants at the start of the dry season (>4000 kg/ha for both grass and woody plants). These states allow effective fires (because of high grass density) and give more choice for the feeding behaviour of the herd. However, these states have formally only a high adaptability index, as they are seldom reached under low rainfall conditions. Conversely, the states with low density of woody plants and grass at the start of the dry season (<4000 kg/ha) are more realistic, and for these states burning allows a poor adaptability, as the amount of fuel is not high.

For high rainfall values, the strategies without fire (Figure 3) allow more adaptability than the ones with fire (Figure 4). From a management point of view, this means that, to have effective fires, the rancher must limit the harvested grass biomass to maintain enough fuel load at the end of the dry season, whereas without fire the herder has more choice about biomass harvesting and herd feeding behaviour. This shows that the browsing ability of the herd can be used to control extreme woody plant encroachment and that burning would only decrease resources available for browsers.

In both the low- and high-rainfall scenarios without fire, low grass and woody plant biomass at the start of the dry season (<3000 kg/ha) force the rancher to limit the stocking rate at low values. Conversely, high values of grass and woody plant biomass (>6000 kg/ha) force the rancher to use high stocking rates. Intermediate values allow a broader choice to the rancher both in terms of harvested biomass and in terms of herd composition.

Implications for management

Our results show that eradicating all woody plants from the rangeland is not necessarily the best solution regarding the adaptability of the system. As soon as the herd is composed of animals with some browsing behaviour, rangelands with a low-to-intermediate density of woody plants show high adaptability. Many rangelands often suffer from unbalanced management shifted towards grazing that raises the risk of woody plant encroachment (Walker *et al.*, 2006). The rancher can instead include browsers in the herd or favour a browsing behaviour of the herd by leading the animals in the appropriate places at the appropriate times (Meuret *et al.*, 2006) or even favouring learning processes (Provenza, 1995; Papachristou *et al.*, 2005).

Conclusions

Exploring different scenarios, our study showed that for low rainfall values pure grazer herds were not viable and that the

use of a mixed-herd increased management flexibility, especially in states with intermediate values of trees and grasses. These results slightly change the optimal conditions for sustainable management. Woody plants are no longer the enemy to eradicate but are seen as part of the system with useful properties (see also Wiegand *et al.*, 2006). They provide resources (less dependent on rainfall), if managed properly. The grassland state is not a 'holy grail', as it has been implicitly assumed in most former studies; intermediate states may be both more useful for production and resilience.

Beyond the management applications, our study illustrates how viability theory opens up new and interesting perspectives in addressing rangeland sustainability. Viability theory makes it possible to define resilience without reverting to the concept of a steady state (Martin, 2004; Martin *et al.*, 2011), and to define robustness against state uncertainty (Alvarez and Martin, 2011; Rougé *et al.* 2013). In our study, we further developed this approach and showed how viability could be used to define robustness against dynamic stochasticity and management adaptability. These approaches increase our understanding of key properties supporting resilience.

References

- Accatino F and De Michele C 2013. Humid savanna-forest dynamics: a matrix model with vegetation-fire interactions and seasonality. *Ecological Modelling* 265, 170–179.
- Accatino F, De Michele C, Vezzoli R, Donzelli D and Scholes RJ 2010. Tree-grass co-existence in savanna: interactions of rain and fire. *Journal of Theoretical Biology* 267, 235–242.
- Alvarez I and Martin S 2011. Geometric robustness of viability kernel and resilience capture basin. In *Viability and resilience of complex systems* (ed. G Deffuant and N Gilbert), pp. 193–218. Springer, Berlin, Germany.
- Anderies JM, Janssen MA and Walker BH 2002. Grazing management, resilience, and dynamics of a fire-driven rangeland system. *Ecosystems* 5, 23–44.
- Anderies JM, Janssen MA and Ostrom E 2004. A framework to analyze the robustness of social-ecological systems from an institutional perspective. *Ecology and Society* 9, 18.
- Anderies JM, Janssen MA and Ostrom E 2013. Aligning key concepts for global change policy: robustness, resilience, and sustainability. *Ecology and Society* 18, 8.
- Aubin JP 1991. *Viability theory. Systems and control: foundations and applications*. Birkhauser, Boston, USA.
- Bahre CJ and Shelton ML 1996. Rangeland destruction: cattle and drought in southeastern Arizona at the turn of the century. *Journal of the Southwest* 38, 1–22.
- Bashari H, Smith C and Bosch OJH 2008. Developing decision support tools for rangeland management by combining state and transition models and Bayesian belief networks. *Agricultural Systems* 99, 23–34.
- Behnke RH and Scoones I 1993. Rethinking range ecology: implications for rangeland management in Africa. In *Range ecology at disequilibrium: new models of natural variability and pastoral adaptation in African savannas* (ed. R Behnke, I Scoones and C Kerven), pp. 1–30. Overseas Development Institute, London, UK.
- Beisner BE, Haydon DT and Cuddington K 2003. Alternative stable states in ecology. *Frontiers in Ecology and Environment* 1, 376–382.
- Belsky AJ 1994. Influences of trees on savanna productivity: tests of shade, nutrients, and tree: grass competition. *Ecology* 75, 922–932.
- Berkes F, Colding J and Folke C 2000. Rediscovery of traditional ecological knowledge as adaptive management. *Ecological Applications* 10, 1251–1261.
- Bestelmeyer BT, Brown JR, Havstad KM, Alexander R, Chavez G and Herrick JE 2003. Development and use of state-and-transition models for rangelands. *Journal of Range Management* 56, 114–126.

- Bond WJ and Midgley GF 2012. Carbon dioxide and the uneasy interactions of trees and savanna grasses. *Philosophical Transactions of the Royal Society B: Biological Sciences* 367, 601–612.
- Briske DD, Fuhlendorf SD and Smeins FE 2003. Vegetation dynamics on rangelands: a critique of the current paradigms. *Journal of Applied Ecology* 40, 601–614.
- Calabrese JM, Deffuant G and Grimm V 2011. Bridging the gap between computational models and viability based resilience in savanna ecosystems. In *Viability and resilience of complex systems* (ed. G Deffuant and N Gilbert), pp. 107–130. Springer, Berlin, Germany.
- Campbell BM, Gordon IJ, Luckert MK, Petheram L and Vetter S 2006. In search of optimal stocking regimes in semi-arid grazing lands: one size does not fit all. *Ecological Economics* 60, 75–85.
- Carande VG, Bartlett ET and Gutierrez PH 1995. Optimization of rangeland management strategies under rainfall and price risks. *Journal of Range Management* 48, 68–72.
- Carpenter S, Walker B, Anderies JM and Abel N 2001. From metaphor to measurement: resilience of what to what? *Ecosystems* 4, 765–781.
- Clements FE 1916. *Plant succession: an analysis of the development of vegetation*. Carnegie Institute, Publication 242, Washington, DC, USA.
- De Goede DM, Gremmen B and Blom-Zandstra M 2013. Robust agriculture: balancing between vulnerability and stability. *NJAS – Wageningen Journal of Life Science* 64, 1–7.
- De Lara M and Doyen L 2008. *Sustainable management of natural resources: mathematical models and methods*. Springer, Berlin, Germany.
- De Michele C, Accatino F, Vezzoli R and Scholes RJ 2011. Savanna domain in the herbivores-fire parameter space exploiting a tree-grass-soil water dynamics model. *Journal of Theoretical Biology* 289, 74–82.
- Deshmukh IK 1984. A common relationship between precipitation and grassland peak biomass for East and southern Africa. *African Journal of Ecology* 22, 181–186.
- Dyksterhuis EJ 1949. Condition and management of rangeland based on quantitative ecology. *Journal of Range Management* 2, 104–115.
- Ellis JE and Swift DM 1988. Stability of African pastoral ecosystems: alternate paradigms and implications for development. *Journal of Range Management* 41, 450–459.
- Fynn RWS and O'Connor TG 2000. The effect of stocking rate and rainfall on rangeland dynamics and cattle performance in a semi-arid savanna, South Africa. *Journal of Applied Ecology* 37, 491–507.
- Galoppin G 2006. Linkages between vulnerability, resilience, and adaptive capacity. *Global Environmental Change* 16, 293–303.
- Gross JE, McAllister RR, Abel N, Smith DM and Maru Y 2006. Australian rangelands as complex adaptive systems: a conceptual model and preliminary results. *Environmental Modelling and Software* 21, 1264–1272.
- Gunderson LH 2000. Ecological resilience – in theory and application. *Annual Review of Ecology and Systematics* 31, 425–439.
- Heitschmidt RK, Vermeire LT and Grings EE 2004. Is rangeland agriculture sustainable? *Journal of Animal Science* 82, E138–E146.
- Higgins SI, Bond WJ and Trollope WSW 2000. Fire, resprouting and variability: a recipe for grass-tree coexistence in savanna. *Journal of Ecology* 88, 213–229.
- Holling CS 1973. Resilience and stability of ecological systems. *Annual Review of Ecology and Systematics* 4, 1–23.
- Illius AW and O'Connor TG 1999. On the relevance of nonequilibrium concepts to arid and semiarid grazing systems. *Ecological Applications* 9, 798–813.
- Janssen MA, Anderies JM and Walker BH 2004. Robust strategies for managing rangelands with multiple stable attractors. *Journal of Environmental Economics and Management* 47, 140–162.
- Janssen MA, Anderies JM and Ostrom E 2007. Robustness of social-ecological systems to spatial and temporal variability. *Society and Natural Resources* 20, 307–322.
- Knapp AK and Seastedt TR 1986. Detritus accumulation limits productivity of tallgrass prairie. *BioScience* 36, 662–668.
- Laycock WA 1991. Stable states and thresholds of range condition on North American rangelands: a viewpoint. *Journal of Range Management* 44, 427–433.
- Ludwig D, Walker B and Holling CS 1997. Sustainability, stability and resilience. *Conservation Ecology* 1, 7.
- Lund HG 2007. Accounting for the world's rangelands. *Rangelands* 29, 3–10.
- Martin S 2004. The cost of restoration as a way of defining resilience: a viability approach applied to a model of lake eutrophication. *Ecology and Society* 9, 8.
- Martin S, Deffuant G and Calabrese J 2011. Defining resilience mathematically: from attractors to viability. In *Viability and resilience of complex systems* (ed. G Deffuant and N Gilbert), pp. 15–36. Springer, Berlin, Germany.
- Martinet V and Doyen L 2007. Sustainability of an economy with an exhaustible resource: a viable control approach. *Resource and Energy Economics* 29, 17–39.
- May RM 1977. Thresholds and breakpoints in ecosystems with a multiplicity of stable states. *Nature* 269, 471–477.
- Meuret M 1996. Organizing a grazing route to motivate intake on coarse resources. *Annales de Zootechnie* 45, 87–88.
- Meuret M, Débit S, Agreil C and Osty PL 2006. Éduquer ses vœux et génisses: un savoir empirique pertinent pour l'agroenvironnement en montagne? *Natures Sciences Sociétés* 14, 343–352.
- Papachristou TG, Dziba LE and Provenza FD 2005. Foraging ecology of goats and sheep on wooded rangelands. *Small Ruminants Research* 59, 141–156.
- Pérez-Barberia FJ, Elston DA, Gordon IJ and Illius AW 2004. The evolution of phylogenetic differences in the efficiency of digestion of ruminants. *Proceedings of the Royal Society of London B* 271, 1081–1090.
- Pickup G and Stafford Smith DM 1993. Problems, prospects and procedures for assessing the sustainability of pastoral land management in arid Australia. *Journal of Biogeography* 20, 471–487.
- Provenza FD 1995. Origins of food preference in herbivores. In *Repellents in wildlife management: proceedings of a symposium* (ed. R Mason), pp. 81–90. National Wildlife Research Center, Fort Collins, CO, USA.
- Provenza FD and Balph DF 1988. Development of dietary choice in livestock on rangelands and its implication for management. *Journal of Animal Science* 66, 2356–2368.
- Rietkerk M and Van de Koppel J 1997. Alternate stable states and threshold effects in semi-arid grazing systems. *Oikos* 79, 69–76.
- Rougé C, Mathias J and Deffuant G 2013. Extending the viability theory framework of resilience to uncertain dynamics, and application to lake eutrophication. *Ecological Indicators* 29, 420–433.
- Sabatier R, Doyen L and Tichit M 2012. Action versus result-oriented schemes in a grassland agroecosystem: a dynamic modeling approach. *PLoS One* 7, e33257.
- Scheffer M, Carpenter S, Foley JA, Folke C and Walker B 2001. Catastrophic shifts in ecosystems. *Nature* 413, 591–596.
- Schröder A, Persson L and De Roos AM 2005. Direct experimental evidence for alternative stable states: a review. *Oikos* 110, 3–19.
- Smit B and Wandel J 2006. Adaptation, adaptive capacity and vulnerability. *Global Environmental Change* 16, 282–292.
- Thornton PK 2010. Livestock production: recent trends, future prospects. *Philosophical Transactions of the Royal Society B: Biological Sciences* 365, 2853–2867.
- Tichit M, Hubert B, Doyen L and Genin D 2004. A viability model to assess the sustainability of mixed herds under climatic uncertainty. *Animal Research* 53, 405–417.
- Tietjen B and Jeltsch F 2007. Semi-arid grazing systems and climate change: a survey of present modelling potential and future needs. *Journal of Applied Ecology* 44, 425–434.
- Tompkins EL and Adger WN 2004. Does adaptive management of natural resources enhance resilience to climate change? *Ecology and Society* 9, 10.
- Trollope WSW 2011. Personal perspectives on commercial versus communal African fire paradigms when using fire to manage rangelands for domestic livestock and wildlife in southern and East African ecosystems. *Fire Ecology* 7, 57–73.
- Van Auken OW 2000. Shrub invasions of North American semiarid grasslands. *Annual Review of Ecology and Systematics* 31, 197–215.
- Van Collier L 1997. Automated techniques for the quantitative analysis of ecological models: continuous models. *Conservation Ecology* 1, 5.
- Vetter S 2005. Rangelands at equilibrium and non-equilibrium: recent developments in the debate. *Journal of Arid Environments* 62, 321–341.
- Walker BH, Ludwig D, Holling CS and Peterman RM 1981. Stability of semi-arid savanna ecosystems. *Journal of Ecology* 69, 473–498.
- Walker JW, Coffey MC and Faller T 2006. Improving grazing lands with multi-species grazing. In *Targeted grazing: a natural approach to vegetation management and landscape enhancement* (ed. K Launchbaugh and JW Walker),

pp. 2–8. American Sheep Industry Association and Cottrell Printing, Centellian, CO, USA.

Ward D 2004. Ecological, historical and sociological perspectives of the effects of grazing on arid Namibian rangelands. In *Rangelands at equilibrium and non-equilibrium: recent developments in the debate around rangeland ecology and management* (ed. S Vetter), pp. 37–40. Programme for Land and Agrarian Studies, Cape Town, South Africa.

Ward D 2005a. Do we understand the causes of bush encroachment in African savannas? *African Journal of Range and Forage Science* 22, 101–105.

Ward D 2005b. The effects of grazing on plant biodiversity in arid ecosystems. In *Biodiversity in drylands: towards a unified framework* (ed. M Shachak, STA Pickett, JR Gosz and A Perevolotsky), pp. 233–249. Oxford University Press, Oxford, UK.

Westoby M, Walker B and Noy-Meir I 1989. Opportunistic management for rangelands not at equilibrium. *Journal of Range Management* 42, 266–274.

Wiegand K, Saltz D and Ward D 2006. A patch-dynamics approach to savanna dynamics and woody plant encroachment – insights from an arid savanna. *Perspectives in Plant Ecology, Evolution and Systematics* 7, 229–242.