



**HAL**  
open science

## Modular fault diagnosis in discrete-event systems with a CPN diagnoser

Yannick Pencolé, Romain Pichard, Pierre Fernbach

► **To cite this version:**

Yannick Pencolé, Romain Pichard, Pierre Fernbach. Modular fault diagnosis in discrete-event systems with a CPN diagnoser. 9th IFAC Symposium on Fault Detection, Supervision and Safety for Technical Processes, Sep 2015, Paris, France. hal-01196011

**HAL Id: hal-01196011**

**<https://hal.science/hal-01196011>**

Submitted on 8 Sep 2015

**HAL** is a multi-disciplinary open access archive for the deposit and dissemination of scientific research documents, whether they are published or not. The documents may come from teaching and research institutions in France or abroad, or from public or private research centers.

L'archive ouverte pluridisciplinaire **HAL**, est destinée au dépôt et à la diffusion de documents scientifiques de niveau recherche, publiés ou non, émanant des établissements d'enseignement et de recherche français ou étrangers, des laboratoires publics ou privés.

# Modular fault diagnosis in discrete-event systems with a CPN diagnoser

Yannick Pencolé\* Romain Pichard\*\* Pierre Fernbach\*\*\*

\* LAAS-CNRS, Univ. de Toulouse, (e-mail: yannick.pencole@laas.fr)

\*\* LAAS-CNRS, Univ. de Toulouse, (e-mail: romain.pichard@laas.fr)

\*\*\* LAAS-CNRS, Univ. de Toulouse, (e-mail: pierre.fernbach@laas.fr)

---

**Abstract:** This paper addresses the problem of fault diagnosis in discrete-event system. The system under investigation is modelled as a labelled Petri net. We first propose an equivalent encoding of the classical diagnoser with the help of a CPN diagnoser. We then apply this encoding to define a modular CPN diagnoser.

*Keywords:* Diagnosis, Discrete-event System, Petri-nets, Supervision, Encoding.

---

## 1. INTRODUCTION

The problem we are dealing with is the supervision of fault events in a discrete event system as introduced in Sampath et al. (1995); as stated in the survey of Zaytoon and Lafortune (2013), this is a very active research area. As opposed to the classical and initial modelling approach, the system here is modelled as a labelled Petri net defined as an extension of the classical Petri net formalism. The use of Petri nets for solving diagnosis problems received much more attention these recent years like in Genc and Lafortune (2007), Dotoli et al. (2009), Cabasino et al. (2011) and several new diagnosis definitions relying on the Petri net formalism has been proposed and investigated. The first objective of this paper is to import the initial diagnosis problem introduced in Sampath et al. (1995) into the world of labelled Petri net and more specifically to define a diagnoser with Petri nets that solves exactly the same problem with the same time efficiency (constant time). The paper comes out with the original definition of an equivalent diagnoser as a coloured Petri net (CPN) that has the advantage to have a graphical representation that is drastically reduced and can be helpful for further analyses. This new representation is then used to implement a modular diagnoser that also benefit of this size reduction and that is more suitable for large distributed system.

## 2. PROBLEM STATEMENT

### 2.1 Background

*Definition 1.* A Petri net is a 3-uple  $N = \langle P, T, A \rangle$  such that:

- $P$  is a finite set of places;
- $T$  is a finite set of transitions, with  $P \cap T = \emptyset$ ;
- $A : (P \times T) \cup (T \times P) \rightarrow \mathbb{N}$  is the relation between places and transitions that represents the arcs and their weights.

A state of a Petri net is defined by a marking  $M : P \rightarrow \mathbb{N}$  which maps any place of the net to the number of tokens that it contains. A marked Petri net is a couple  $\langle N, M_0 \rangle$

where  $N$  is a Petri net and  $M_0$  is an initial marking. Let  $\bullet t = \{p \in P | A(p, t) > 0\}$  denote the preset of  $t$  and let  $t^\bullet = \{p \in P | A(t, p) > 0\}$  the post set of  $t$ . A transition  $t$  is fireable if for any place  $p$  of  $\bullet t$ ,  $M(p) \geq A(p, t)$ . A transition that is fired from a marking  $M$  leads to the marking  $M'$  such that for any  $p$   $M'(p) = M(p) + A(t, p) - A(p, t)$ . We say that  $M'$  is reachable from  $M$  by  $t$  and is denoted:  $M \xrightarrow{t} M'$ . From this immediately follows the notion of fireable transition sequences from marking  $M$  denoted:  $M \xrightarrow{t_1} M_1 \dots M_{n-1} \xrightarrow{t_n} M_n$ ,  $n \in \mathbb{N}$ .

With the help of this formalism, any event  $e$  that occurs in the system is modelled as a transition  $t_e \in T$ , in other words, any effective occurrence of the event  $e$  in the system is modelled by the fire of the transition  $t_e$ . For the sake of generality and flexibility, we propose to model the system with an extended version of Petri nets, called *labelled Petri net*.

*Definition 2.* A labelled Petri net is a 6-uple  $S = \langle P, T, A, \ell, \Sigma, M_0 \rangle$  such that:

- $\langle P, T, A, M_0 \rangle$  is a marked Petri net;
- $\Sigma$  is the set of transition labels;
- $\ell : T \rightarrow \Sigma$  is the label mapping.

An event of the system, here, is modelled as a label of  $\Sigma$ . Two net transitions may be associated to the same label (if  $\ell$  is a bijection, the labelled Petri net is just a classical Petri net). Any effective occurrence of the event  $e$  in the system is modelled by the fire of one transition  $t \in T$  such that  $\ell(t) = e$ . We can therefore model non-deterministic behaviours of the system.

### 2.2 Diagnosis problem

In the model-based diagnosis as introduced in Sampath et al. (1995), we assume that the system can be modelled as a discrete event system over a finite set of events  $\Sigma$ . Events are either observable ( $\Sigma_o \subseteq \Sigma$ ) or non-observable ( $\Sigma_{uo} \subseteq \Sigma$ ). Among the set of non-observable events, there are the fault events ( $\Sigma_f \subseteq \Sigma_{uo}$ ).

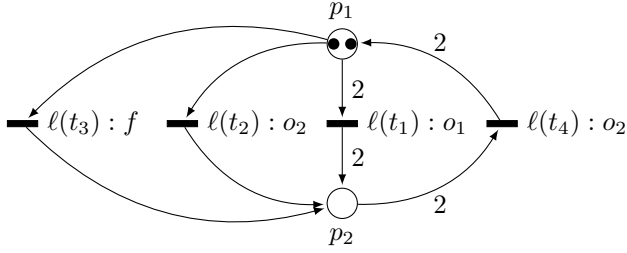


Fig. 1. System example

*Definition 3.* The *model* of the supervised system is a bounded labelled Petri net such that  $\Sigma$  is the set of events of the system composed of:

- $\Sigma_o$  the set of observable events;
- $\Sigma_{uo}$  the set of unobservable events, and among them the set of fault events  $\Sigma_f$ .

Figure 1 depicts a small example that will be used throughout this paper as a running example. This system has a fault event  $f$  and two observable events (namely  $o_1$  and  $o_2$ ). It is bounded and contains 3 reachable marking states ( $M_1 : [p_1 = 2, p_2 = 0]$  denoted  $2p_1$ ,  $M_2 : [p_1 = 0, p_2 = 2]$  denoted  $2p_2$  and  $M_3 : [p_1 = 1, p_2 = 1]$  denoted  $p_1p_2$ ).

Given the model of the system, now we are ready to recall the statement of a diagnosis problem on such a system. Let  $\mathbb{P} : \Sigma^* \rightarrow \Sigma_o^*$  denote the natural observable projection recursively defined as follows: for any  $\sigma.e, \sigma \in \Sigma^*, e \in \Sigma$ ,  $\mathbb{P}(\sigma.e) = \mathbb{P}(\sigma).e$  if  $e \in \Sigma_o$  otherwise  $\mathbb{P}(\sigma.e) = \mathbb{P}(\sigma)$  and  $\mathbb{P}(\varepsilon) = \varepsilon$ .

*Definition 4.* Let  $S$  be a model of a discrete event system, let  $\sigma = \sigma'.o, \sigma' \in \Sigma_o^*, o \in \Sigma_o$  be an observable sequence of the system, the diagnosis of  $\sigma$  in  $S$ , denoted  $\Delta(S, \sigma)$  is the maximal set  $\{(M_1, F_1), \dots, (M_n, F_n)\}$  such that:

- (1) if  $\sigma$  is empty,  $\Delta(S, \sigma) = \{(M_0, \emptyset)\}$ ;
- (2) if  $\sigma$  is not empty, then for any  $i \in \{1, \dots, n\}$  there exists at least a firable sequence  $M_o \xrightarrow{t_{1i}} \dots \xrightarrow{t_{ki}} M_i$  such that  $\bigcup_{j=1}^k \ell(t_{ji}) \cap \Sigma_f = F_i$  and  $\mathbb{P}(\ell(t_{1i}).\ell(t_{2i}) \dots \ell(t_{ki})) = \sigma$  with  $\ell(t_{ki}) = o$ .

Going back to Example 1, here are different diagnosis problems and their solution:  $\Delta(S, \varepsilon) = \{(2p_1, \emptyset)\}$ ,  $\Delta(S, o_1) = \{(2p_2, \emptyset)\}$ ,  $\Delta(S, o_2o_2) = \{(2p_2, \{f\}), (2p_2, \emptyset), (2p_1, \{f\}), (p_1p_2, \{f\})\}$ .

*Proposition 5.* Definition 4 is equivalent to the problem defined in Sampath et al. (1995).

**Proof.** As the model of the system is bounded, its reachable marking graph  $G$  is finite and gathers the set of firable sequences from the marking  $M_0$ . So  $G$  is exactly the finite state machine, called global model, that is defined in Sampath et al. (1995). On the other side, given a finite state machine  $G$ , as defined in Sampath et al. (1995), it is trivial to convert it into a bounded labelled Petri net (any state of  $G$  becomes a place, any transition of  $G$  becomes a net transition), hence the equivalence.

### 2.3 Problem statement with silent closure

$\Delta(S, \sigma)$  summarizes what could have possibly happened before the last observation of  $\sigma$ . Another problem that

can also be considered to extend  $\Delta(S, \sigma)$  with the *silent closure* (Lamperti and Zanella (2003)) by also taking into account what could happen after the last observation and that is non-observable. This problem, is important in a modular framework (see Section 4.2).

*Definition 6.* Let  $S$  be a model of a discrete event system, let  $\sigma = \sigma'.o, \sigma' \in \Sigma_o^*, o \in \Sigma_o$  be an observable sequence of the system, the extended diagnosis of  $\sigma$  in  $S$ , denoted  $\Delta^+(S, \sigma)$  is the maximal set  $\{(M_1, F_1), \dots, (M_n, F_n)\}$  such that for any  $i \in \{1, \dots, n\}$  there exists at least a firable sequence  $M_o \xrightarrow{t_{1i}} \dots \xrightarrow{t_{ki}} M_i$  such that  $\bigcup_{j=1}^k \ell(t_{ji}) \cap \Sigma_f = F_i$  and  $\mathbb{P}(\ell(t_{1i}).\ell(t_{2i}) \dots \ell(t_{ki})) = \sigma$ .

Back to Example 1, here are different solutions of extended diagnosis problems:  $\Delta^+(S, \varepsilon) = \{(2p_1, \emptyset), (p_1p_2, \{f\}), (2p_2, \{f\})\}$ ,  $\Delta^+(S, o_1) = \{(2p_2, \emptyset)\}$ ,  $\Delta^+(S, o_2o_2) = \{(2p_2, \{f\}), (2p_2, \emptyset), (2p_1, \{f\}), (p_1p_2, \{f\})\}$ .

## 3. COLORED PETRI NET DIAGNOSERS

### 3.1 Classical diagnoser

To fully solve the diagnosis problem on-line, the classical solution is to compute a specific deterministic finite state machine that maps any possible observable sequence  $\sigma$  of the system to the diagnosis result, namely  $\Delta(S, \sigma)$ , this machine is called a diagnoser. We propose here its definition relying on the model of the system as a labelled Petri net. Let  $\mathcal{M}$  denote the finite set of reachable markings of  $S$  (as  $S$  is supposed to be bounded).

*Definition 7.* The diagnoser of  $S$  is the finite state machine  $D = (Q, E, \Sigma_o, q_0)$  such that:

- (1)  $Q$  is a finite set of states; a state is a non-empty subset of  $2^{\mathcal{M} \times 2^{\Sigma_f}}$ ;
- (2)  $E \subseteq Q \times \Sigma_o \times Q$  is a finite set of transitions;
- (3)  $\Sigma_o$  is the set of observable events;
- (4)  $q_0 \in Q$  is the initial state.

$Q$  and  $E$  are defined by induction as follows. Let  $Q_0 = \{q_0\}$  with  $q_0 = \{(M_0, \emptyset)\}$ , and  $E_0 = \{\}$ . Given  $Q_i, i \geq 0$ , we compute  $Q_{i+1}$ . So, for any state  $q$  in  $Q$ , for any  $o \in \Sigma_o$ , let  $q'_o$  be the maximal set  $\{(M'_1, F'_1), \dots, (M'_k, F'_k)\}$  such that for any  $(M', F') \in q'_o$ , there exists  $(M, F) \in q$  and  $M \xrightarrow{t_1} \dots \xrightarrow{t_m} M'$  in  $S$  with  $\ell(t_m) = o$  and  $\forall r \in \{1, \dots, m-1\}$   $\ell(t_r) \notin \Sigma_o$  and  $F' = F \cup \{(\ell(t_r))_{r \in \{1, \dots, m-1\}} \cap \Sigma_f\}$ . If the state  $q'_o \neq \emptyset$  and  $q'_o \not\subseteq \bigcup_{j=0}^i Q_j$ , then  $q'_o \in Q_{i+1}$ .

The transition  $q \xrightarrow{o} q'_o$  is in  $E_{i+1}$ . By construction, as the set of reachable markings and the set of faults is finite, there exists  $n$  such that  $Q_n = \emptyset$  and  $E_n = \emptyset$ . And finally,  $Q = \bigcup_{i=0}^{n-1} Q_i$  and  $E = \bigcup_{i=0}^{n-1} E_i$ .

By definition, for any observable sequence  $\sigma$  of the system, the transition path of the diagnoser from the initial state  $q_0$  that follows  $\sigma$  leads to the state  $q = \Delta(S, \sigma)$ .

Back to the system  $S$  of Figure 1, its classical diagnoser contains 11 states and 19 transitions. Its initial state is  $q_0 = \Delta(S, \varepsilon) = \{(2p_1, \emptyset)\}$ . There is a transition  $q_0 \xrightarrow{o_1} q_1 = \Delta(S, o_1) = \{(2p_2, \emptyset)\}$ , and so on.

Trivially, we can also define the extended diagnoser  $D^+ = (Q^+, E^+, \Sigma_o, q_0^+)$  in the similar way as  $D$ . The only differ-

ence is in the construction of  $Q^+$ . First  $q_0^+$  is the maximal set  $\{(M_1, F_1), \dots, (M_k, F_k)\}$  such that there exists for any  $i \in \{1, \dots, k\}$ , a sequence  $M_0 \xrightarrow{t_1} \dots \xrightarrow{t_m} M_k$  in  $S$  with  $\forall r \in \{1, \dots, m\}, \ell(t_r) \notin \Sigma_o$  and  $F_k = \{\ell(tr)\}_{r \in \{1, \dots, m\}} \cap \Sigma_f$ . The other difference is in the construction of  $Q_{i+1}^+$  from  $Q^+$ : in the selection of a transition sequence  $M \xrightarrow{t_1} \dots \xrightarrow{t_m} M'$  in  $S$ , instead of imposing that  $\ell(t_m) = o$  and  $\forall r \in \{1, \dots, m-1\}, \ell(t_r) \notin \Sigma_o$ , we just impose that there exists one and only one transition  $t_i, i \in \{1, \dots, m\}$  such that  $\ell(t_i)$  is observable and  $\ell(t_i) = o$ . Finally  $F'$  becomes  $F \cup (\{\ell(t_r)\}_{r \in \{1, \dots, m\}} \cap \Sigma_f)$ . The rest remains unchanged. Back to the system  $S$  of Figure 1, its extended diagnoser contains 8 states and 13 transitions. Its initial state is  $q_0 = \Delta^+(S, \varepsilon) = \{(2p_1, \emptyset), (p_1p_2, \{f\}), (2p_2, \{f\})\}$ . There is a transition  $q_0 \xrightarrow{o_1} q_1 = \Delta^+(S, o_1) = \{(2p_2, \emptyset)\}$ , and so on.

### 3.2 About coloured Petri nets

We present here a simplified version of the definition of coloured Petri nets that will be sufficient throughout this paper. The principle of coloured Petri net is to extend the notion of token with a type, also called a colour. Let  $C$  be a finite set of colours. For any place  $p$ , we associate a set of possible colours (denoted  $C_{sec}(p) \subseteq C$ ). A colour marking  $M$  of  $p$  is then a function that associates to any possible colour  $c \in C_{sec}(p)$  a number of tokens of this colour: if  $M(p, c) = n$ , it means that  $n$  tokens of colour  $c$  hold in the place  $p$  in the marking  $M$ . For any transition  $t$ , we also associate a set of possible colours (denoted  $C_{sec}(t) \subseteq C$ ). For any colour  $c_t$  of  $C_{sec}(t)$ , we define an input arc relationship, denoted  $A_-(p, t, c_t)$ , as a function that maps any colour  $c_p \in C_{sec}(p)$  to a pre-incidence weight:  $A_-(p, t, c_t)(c_p) = n$  means that the transition  $t$  cannot be fired on the colour  $c$  if  $M(p, c_p) < n$  and if the transition is effectively fired on colour  $c_t$ ,  $n$  tokens of colour  $c_p$  are consumed in the place  $p$ . From this follows a notion of preset  $\bullet t(c_t) = \{p \in P | \exists c_p \in C_{sec} \wedge A_-(p, t, c_t)(c_p) > 0\}$ . In a similar way, we define an output arc relationship, denoted  $A_+(p, t, c)$ , as a function that maps any colour  $c_p \in C_{sec}(p)$  to a post-incidence weight:  $A_+(p, t, c)(c_p) = n$  means that if the transition  $t$  is fired on the colour  $c$  then  $n$  tokens of colour  $c_p$  are produced in the place  $p$ . From this follows a notion of postset  $t^\bullet(c_t) = \{p \in P | \exists c_p \in C_{sec} \wedge A_+(t, p, c_t)(c_p) > 0\}$ . All this is finally summarised in the following definition.

*Definition 8.* A marked coloured Petri net is a 5-uple  $(P, T, A_-, A_+, C, C_{sec}, M_0)$  such that:

- $P$  is a finite set of places;
- $T$  is a finite set of transitions;
- $C$  is a finite set  $\{c_1, \dots, c_n\}$  of  $n$  colours;
- $C_{sec} : P \cup T \rightarrow 2^C$  is a colour mapping for places/transitions;
- $A_- : (P \times T \times C) \rightarrow (C \times \mathbb{N})$  is the function which maps any preset place  $p \in P$  of a transition  $t \in T$  for a colour  $c \in C_{sec}(t)$  to a weight function which maps a colour of  $C_{sec}(p)$  to a weight ( $\in \mathbb{N}$ ).
- $A_+ : (T \times P \times C) \rightarrow (C \times \mathbb{N})$  is the function which maps any postset place  $p \in P$  of a transition  $t \in T$  for a colour  $c \in C_{sec}(t)$  to a weight function which maps a colour of  $C_{sec}(p)$  to a weight ( $\in \mathbb{N}$ ).

- $M_0 : P \times C \rightarrow \mathbb{N}$  is the initial marking.

A transition  $t \in T$  is  $c_t$ -firable given a marking  $M$  iff  $c_t \in C_{sec}(t)$  and  $\forall p \in P, \forall c_p \in C_{sec}(p), M(p, c_p) \geq A_-(p, t, c_t)(c_p)$ . Firing  $t$  from a marking  $M$  on a colour  $c_t \in C_{sec}(t)$  leads to the new marking  $\forall p \in \bullet t(c_t)t^\bullet(c_t), \forall c_p \in C_{sec}(p), M_0(p, c_p) = M(p, c_p) + A_+(t, p, c_t)(c_p) - A_-(p, t, c_t)(c_p)$ . Firing a transition is denoted  $M \xrightarrow{t} M'$ . Note that the proposed coloured Petri nets are supposed to be deterministic, for any reachable marking, if a transition is  $c$ -firable it cannot be  $c'$ -firable with  $c' \neq c$ , so the notation  $M \xrightarrow{t} M'$  is not ambiguous.

### 3.3 Coloured diagnoser

We propose to define a coloured Petri net that is equivalent to the classical diagnoser, that is for any observable sequence  $\sigma$  of the system, the coloured version also returns  $\Delta(S, \sigma)$ . The principle of the encoding is the following.

- (1)  $\Delta(S, \sigma)$  is a set of couples  $(M, F)$  where  $M$  is a reachable marking of  $S$  and  $F$  is a subset of faults from  $\Sigma_f$ , such a couple is called a diagnosis hypothesis. A place of the coloured diagnoser will represent such a hypothesis.
- (2)  $\Delta(S, \sigma)$  as a whole is called a belief state (a set of diagnosis hypotheses). We propose to model any possible belief state of the classical diagnoser as a colour.
- (3) Finally, the transitions of the classical diagnoser are labelled with observable events of  $\Sigma_o$ , in our encoding, any observable event  $o$  of the diagnoser will be represented by one transition and one transition only.

The formal definition of the diagnoser is as follows. Recalling the classical diagnoser  $D = (Q, E, \Sigma_o, q_0)$ . Let  $H = \{h_1, \dots, h_m\}$  be the set of diagnosis hypotheses that can be found in  $D$  ( $h \in H$  iff there  $q \in Q$  such that  $h \in q$ ).

*Definition 9.* The coloured diagnoser of  $S$  is the coloured Petri net  $D_C = (P, T, A_-, A_+, C, C_{sec}, M_{0C})$  such that:

- $P$  is the finite set of places  $\{p_i\}_{i|h_i \in H}$ , one place per diagnosis hypothesis;
- $T$  is the set of transitions  $\{t_o\}, o \in \Sigma_o$ ;
- $C$  is the set of colours  $\{c_i\}_{i|q_i \in Q}$ , one colour per diagnosis;
- $C_{sec}$  is the colour mapping function, as defined belows;
- $A_-$  and  $A_+$  are the set of arcs as defined belows;
- $M_{0C}$  is the initial state, such that  $M_{0C}(p_0, c_0) = 1$  with  $p_0$  the place that is associated to the hypothesis  $h_0 = (M_0, \emptyset)$  and  $c_0$  the colour associated to  $q_0 \in Q$  and for any other combinations of  $p \in P$  and  $c_p \in C_{sec}(p), M_{0C}(p, c_p) = 0$ .

For any  $p \in P$ ,  $C_{sec}(p) = \{c_i \in C | h \in q_i \in Q\}$  where  $h$  is the hypothesis of  $H$  associated to  $p$ , in other words each colour associated to the place  $p$  represents a diagnoser state of  $D$  where the hypothesis  $h$  associated to  $p$  is present. For any  $t_o \in T$ ,  $C_{sec}(t_o) = \{c_i \in C | \exists q_i \xrightarrow{o} q_j \in E\}$ .  $A_-(p, t_o, c_i)$  is defined if and only if there exists a diagnoser transition  $q_i \xrightarrow{o} q_j$  in  $E$  such that  $h$ , the hypothesis of  $H$  associated to  $p$ , is in  $q_i$  (to summarise,  $c_i$  is the colour of  $q_i \in D$ ,  $t_o$  is the net transition associated

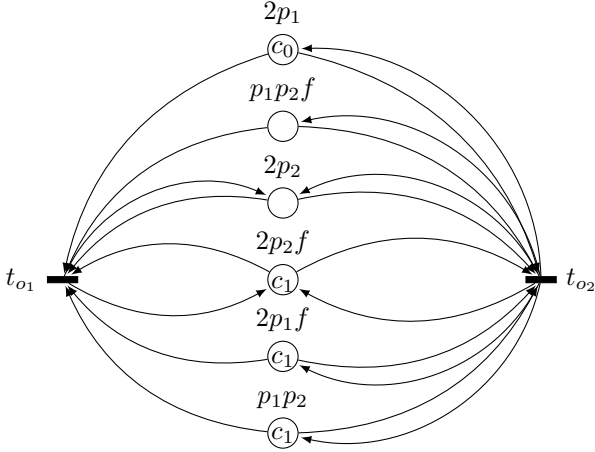


Fig. 2. Coloured diagnoser of system  $S$ .

with the observable  $o$  and  $p$  is associated to a hypothesis that is in  $q_i$ . For any  $c \in C_{sec}(p) \setminus \{c_i\}$ ,  $A_-(p, t_o, c_i)(c) = 0$  and  $A_-(p, t_o, c_i)(c_i) = 1$ . Finally,  $A_+(t_o, p, c_i)$  is defined if and only if there exists a diagnoser transition  $q_i \xrightarrow{o} q_j$  in  $E$  such that  $h$ , the hypothesis of  $H$  associated to  $p$ , is in  $q_j$ . For any  $c \in C_{sec}(p) \setminus \{c_j\}$ ,  $A_+(t_o, p, c_i)(c) = 0$  and  $A_+(t_o, p, c_i)(c_j) = 1$ .

Figure 2 presents the coloured diagnoser of the system  $S$  presented in Figure 1. It is composed of 6 places, 2 transitions and 20 arcs. This coloured diagnoser contains 11 colours  $C = \{c_0, \dots, c_{10}\}$ . On the figure, we present two reachable markings. The first one has the colour  $c_0$ , it is the initial marking,  $c_0$  is associated to  $\{(M_o = 2p_1, \emptyset)\} = \Delta(S, \varepsilon)$ . The second marking is represented by the colour  $c_1$ , it is associated to the diagnosis  $\{(2p_1, \{f\}), (p_1p_2, \{f\}), (2p_2, \{f\})\} = \Delta(S, o_2)$ . With help of the transition  $t_{o2}$ , these two markings encode the classical diagnoser transition  $\{(2p_1, \emptyset)\} \xrightarrow{o_2} \{(2p_1, \{f\}), (p_1p_2, \emptyset), (2p_2, \{f\})\}$ . The corresponding input arc relationship is defined by

$$A_-(2p_1, t_o, c_0) = (1, 0, \dots, 0) \text{ (1 only for } c_0)$$

and the corresponding output arc relationship is defined by

$$\begin{aligned} A_+(t_o, 2p_2f, c_0) &= (0, 1, 0, \dots, 0) \text{ (1 only for } c_1) \\ A_+(t_o, 2p_1f, c_0) &= (0, 1, 0, \dots, 0) \\ A_+(t_o, p_1p_2, c_0) &= (0, 1, 0, \dots, 0). \end{aligned}$$

**Proposition 10.** Let  $\sigma = o_1, \dots, o_k$  be an observable sequence of the system  $S$ , there exists in  $D_C$  one and only firing sequence  $M_{0C} \xrightarrow{t_{o1}} \dots \xrightarrow{t_{ok}} M$  leading to a reachable marking  $M$  that encodes  $\Delta(S, \sigma)$ .

**Proof.** By construction.

**Definition 11.** The extended coloured diagnoser of  $S$  is the coloured Petri net  $D_C^+$  defined as in Definition 9 by replacing  $D$  by  $D^+$ .

### 3.4 Comparative analysis

This subsection presents a comparative analysis between the classical diagnoser and the coloured one. First, as stated by Proposition 10, the coloured diagnoser solves the same problem as the classical diagnoser (see Definition 4).

One main advantage of the classical diagnoser for solving a diagnosis problem on-line is the fact that updating a diagnosis after the reception of a new observation is in constant time. This advantage is obviously kept with the coloured diagnoser (from the current coloured marking, the update consists in triggering the unique transition associated to the new observation and the in-going colour). The main difference is from a graphical viewpoint. The classical diagnoser explicitly enumerates the set of possible diagnoses of the system (each diagnosis of the system is a state of the diagnoser). A diagnosis  $\Delta(S, \sigma)$  is a subset of  $\mathcal{M} \times 2^{\Sigma_f}$  where  $\mathcal{M}$  is the set of reachable markings of the system  $S$  (see Definition 3) and  $\Sigma_f$  is the set of faults. In the worst case,  $|\mathcal{M}|$  is in  $o(2^{|P|})$  where  $P$  is the set of places of  $S$  so the number of possible diagnosis hypotheses is in  $o(2^{|P|} \times 2^{|\Sigma_f|})$ . As  $\Delta(S, \sigma)$  can be any non-empty subset of  $\mathcal{M} \times 2^{\Sigma_f}$ , the number of possible diagnoser states is in the worst-case in  $o(2^{2^{|P|} \times 2^{|\Sigma_f|}})$ . Regarding the number of transitions, it obviously follows the same trend. In the worst-case, there are  $|\Sigma_o|$  output transitions from any diagnoser state so the number of transitions is also in  $o(2^{2^{|P|} \times 2^{|\Sigma_f|}})$ . Now, looking back to the coloured diagnoser, the set of diagnoser information is presented in a more factorized way. The coloured diagnoser is not a finite state machine but is represented as a Petri net. Diagnosis information of any  $\Delta(S, \sigma)$  is then dispatched over a set of places. One place is associated with one and only one diagnosis hypothesis (an element of  $\mathcal{M} \times 2^{\Sigma_f}$ ) therefore the number of places of  $D_C$  is in the worst-case in  $o(2^{|P|} \times 2^{|\Sigma_f|})$ . As far as the number of transitions, it is by construction  $|\Sigma_o|$  and the number of arcs is in the worst-case in  $o(2^{|P|} \times 2^{|\Sigma_f|})$ . The double exponentiality that is necessary to encode the complete diagnosis problem is in the number of colours (in  $o(2^{2^{|P|} \times 2^{|\Sigma_f|}})$ ).

The last question to answer is: is the display of a coloured diagnoser always smaller than its classical counterpart? The answer is no. By construction, the number of transitions in the coloured version is smaller than in the classical version in any case. But it might happen that the number of places in  $D_C$  is greater than the number of states in  $D$ . It happens when the set of diagnosis hypotheses  $H$  that is involved in the set of diagnoses  $\Delta(S, \sigma)$  is greater than the set of diagnoses itself. In this case the classical diagnoser contains few states with a lot of distinct diagnosis hypotheses in them.

## 4. MODULAR SUPERVISION OF A DISCRETE-EVENT SYSTEM

For large systems, it might not be possible (due to the double exponential number of belief states) or even interesting to compute the global diagnoser  $D$ . We propose here a modular coloured diagnoser. The principle here is to decompose the system  $S$  into a set of modules  $S_i$  and to compute a coloured diagnoser based on this decomposition. The challenge here is to define a net which can provide a set of module diagnoses  $\Delta(S_i, \mathbb{P}_{S_i}(\sigma))$  (set of local markings + local faults based on the observation of module  $S_i$  only) that is globally consistent, i.e. for any module hypothesis  $h$  (state + faults) there exists in  $\Delta(S, \sigma)$  a global hypothesis that contains  $h$  and for any global hypothesis of  $\Delta(S, \sigma)$ , it must be composed of a

module hypothesis  $h$  of  $\Delta(S_i, \mathbb{P}_{S_i}(\sigma))$ . Details can be found in Contant et al. (2006) for instance.

#### 4.1 Module decompositions

Recalling that the model of the system  $S$  is a labelled Petri net  $\langle P, T, A, \ell, \Sigma, M_o \rangle$  (see Definition 3), we define the notion of module as follows.

*Definition 12.* (Module). A module is a labelled Petri net which is a part of  $S$ .  $S_k = \langle P_k, T_k, A_k, \ell_k, \Sigma_k, M_{0k} \rangle$  is a module of  $S = \langle P, T, A, \ell, \Sigma, M_0 \rangle$  such that:

- $P_k \subseteq P$ ;
- $T_k \subseteq T$  such that for any  $t \in T_k$ ,  $\bullet t \cap P_k \neq \emptyset$  and  $t^\bullet \cap P_k \neq \emptyset$ ;
- $A_k \subseteq A$  with  $A_k = \{a | a \in A((P_k \times T_k) \cup (T_k \times P_k))\}$ ;
- $\Sigma_k = \{e | \exists t \in T_k \wedge \ell(t) = e\}$ ;
- $\ell_k$  is the labelling function  $\forall t \in T_k, \ell_k(t) = \ell(t)$ ;
- $M_{0k}$  is such that  $\forall p \in P_k, M_{0k}(p) = M_0(p)$  and  $\exists p \in P_k | M_{0k}(p) > 0$ .

By construction a module contains its own set of faults  $\Sigma_k^f$ , its own set of non-observable events  $\Sigma_k^{uo}$  and its own set of observable events  $\Sigma_k^o$ . At any time, there is at least one token in a place of the module (a module is therefore an independent process). To perform modular diagnosis, it is required to have a decomposition that fully covers  $S$ . We also consider in this setting that two modules only communicate through synchronised events, which means that only transitions can belong to several modules.

*Definition 13.* A set of modules  $S_1, \dots, S_m$  is a sound decomposition if

- (1) any place of  $P$  is in one and only one module  $S_i$ ,
- (2) any transition of  $T$  belongs to at least one module  $S_i$ ,
- (3) for any observation  $o \in \Sigma_o$ , if  $o$  belongs to several sets  $\{\Sigma_{k_1}^o, \dots, \Sigma_{k_m}^o\}$ ,  $m \geq 2$  then any transition  $t$  of  $T$  such that  $\ell(t) = o$  is such that  $\bullet t \subseteq \bigcup_{j=1}^m P_{k_j}$  and for any  $j \in \{1, \dots, m\}$ ,  $\bullet t \cap P_{k_j} \neq \emptyset$ .

Conditions 1 and 2 state that the set of modules covers the system, there is no place and transition that is not in a module. Condition 1 also states that the resources of the system are not shared (every module has its own resources, that is its own places). Condition 2 states that some transitions might be shared between modules. They represent synchronous communications between modules. Condition 3 asserts the localisation of any observation, in other words, an observation  $o$  contains enough information to know the source of this observation.

In the following, we will focus on specific sound decompositions where any shared transition  $t$  is observable. With this assumption, we ensure that the decomposition is accurate in the sense of Pencolé et al. (2006) so we get the modularity.

Figure 3 presents a modular system. It is composed of two modules: the module  $S_1$  contains the places  $p_0, p_1$  and  $p_2$  and the transitions  $a, f_1, d_1, d_2$  whereas the module  $S_2$  contains the places  $p_3, p_4$  and the transitions  $a, b_1, f_2$ . The events  $a, d_1, d_2$  and  $b_1$  are observable. The events  $f_1$  and  $f_2$  are non-observable and faulty events. The transition labelled with event  $a$  is a shared transition. This decomposition is sound and accurate.

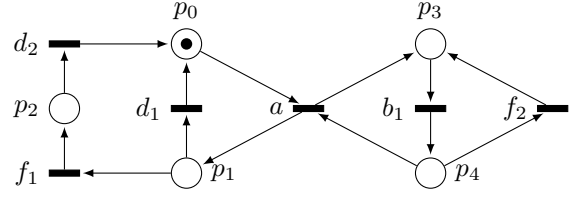


Fig. 3. Modular system  $S$ .

#### 4.2 Modular coloured diagnoser

This section defines a coloured diagnoser that relies on a sound module decomposition and therefore improves its space complexity. The basic idea is to compute one diagnoser per module and compute transition synchronisations between each of them. In order to have a correct modular diagnoser in the end, it is necessary to start with the construction of an extended colour diagnoser per module.

For any module  $S_i$ , we can compute an extended modular diagnoser  $D_i^+$ . Let  $S'_i$  be the labelled Petri net that contains any place  $p$  of  $S_i$  and any non-shared transition  $t$  of  $S_i$  with their respective label. For any shared transition  $t \in T_i$ , add to  $S'_i$  the transition  $t'$  such that  $\bullet t' = \bullet t \cap P_i$  and  $t'^\bullet = t^\bullet \cap P_i$ , the label of  $t'$  is the label of  $t$ .

*Definition 14.* The extended modular diagnoser  $D_i^+$  of  $S_i$  is the extended diagnoser of the system  $S'_i$  (see below Definition 7).

At this stage, any module  $S_i$  is considered as a whole system (due to the transformation from  $S_i$  to  $S'_i$ ). The coloured diagnoser that we propose for such a module  $S_i$  is simply defined as follows.

*Definition 15.* The coloured diagnoser of  $S_i$  is the extended coloured diagnoser  $D_{C_i}^+ = (P_i^+, T_i^+, A_{i-}^+, A_{i+}^+, C_i^+, C_{secc_i}^+, M_{0i}^+)$  over  $S'_i$  obtained by Definition 11.

A coloured diagnoser for a given module is an independent net that is able to follow the flow of observations from that module, disregarding any other observations: given a global sequence of observation  $\sigma$ , the diagnoser observes  $\mathbb{P}_{\Sigma_i^o}(\sigma)$  (the observation from  $S_i$ ) and is able to provide a local diagnosis  $\Delta^+(S'_i, \mathbb{P}_{\Sigma_i^o}(\sigma))$ , that is a subset of  $\mathcal{M}'_i \times 2^{\Sigma_i^f}$  where  $\mathcal{M}'_i$  is the set of reachable markings from the system  $S'_i$ . Until now, the set of local diagnosers are not synchronised so now we need to consider such synchronisations to complete the construction of the modular diagnoser. If a shared transition labelled with an event  $o$  between modules  $\{S_{k_1}, \dots, S_{k_m}\}$  exists, it is observable and the diagnosers of  $\{S_{k_1}, \dots, S_{k_m}\}$  can see it and should be synchronized on any occurrence of the event  $o$ .

Now we are ready to complete the construction of the extended modular coloured diagnoser. Let  $S_1, \dots, S_m$  be a sound module decomposition of a system  $S$  with their respective coloured diagnoser  $D_{C_i}^+$ . We assume that any  $D_{C_i}^+$  has its own colours (no common colours). Let  $\bullet^i t, t^{\bullet i}$  denote the respective preset and postset of any node  $t$  in the diagnoser  $D_{C_i}^+$ . Let  $\Sigma_{so} \subseteq \Sigma_o$  be the set of shared observations (at least two diagnoser modules can see such an event).

*Definition 16.* Let  $S_1, \dots, S_m$  be a sound module decomposition of a system  $S$ , the extended modular coloured

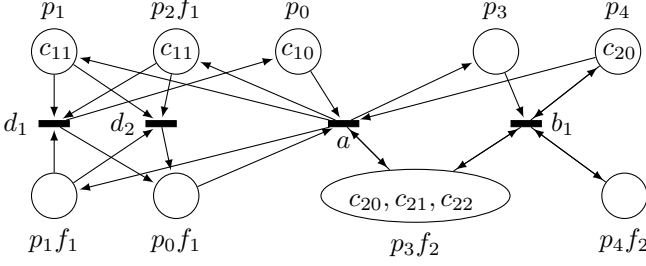


Fig. 4. Modular coloured diagnoser of system in Figure 3.

diagnoser  $D_{MC}^+ = (P^+, T^+, A_+^+, A_-^+, C^+, C_{sec}^+, M_0^+)$  is the coloured Petri net such that:

- $P^+ = \bigcup_{i=1}^m P_i^+$ ;
- $T^+ = \bigcup_{i=1}^m T_i^+ \setminus \{t_{oi}^+ \in T_i^+, o \in \Sigma_{so}\} \cup T_{so}$  where  $T_{so}$  is the observable shared transitions (see below);
- $A_+^+, A_-^+$  (see below);
- $C^+ = \bigcup_{i=1}^m C_i^+ \cup C_{so}$  where  $C_{so}$  is the set of colours defined over  $T_{so}$  (see below);
- $C_{sec}^+$  is such that  $\forall p \in P^+ \cap P_i^+, C_{sec}^+(p) = C_{seci}^+(p), \forall t \in T^+ \cap T_i^+, C_{sec}^+(t) = C_{seci}^+(t)$  and  $\forall t \in T_{so}, C_{sec}^+(t) = C_{sec}^{so}(t)$  where  $C_{sec}^{so}(t)$  is the colour mapping associated to a shared transition  $t$  (see below);
- $M_0^+$  is such that  $\forall i \in \{1, \dots, m\}, \forall p \in P^+ \cap P_i^+, \forall c \in C_{sec}^+(p), M_0^+(p, c) = M_{0i}^+(p, c)$ .

For any  $o \in \Sigma_{so}$ ,  $T_{so}$  contains one unique transition  $t_o$ . Let  $n_o$  be the number of diagnoser modules that can see  $o$ , and assume, without loss of generality, that these diagnosers are  $\{D_i^+\}_{i \in \{1, \dots, n_o\}}$ . So  $t_o$  replaces the transitions  $\{t_{oi}^+ \in T_i^+\}_{i \in \{1, \dots, n_o\}}$  associated to  $o$  in the modular diagnoser. For any  $n_o$ -uple  $(c_1, \dots, c_{n_o})$  of the product  $\prod_{i=1}^{n_o} C_{seci}^+(t_{oi})$ , we generate a new colour  $c(c_1, \dots, c_{n_o})$  that we add to  $C_{sec}^{so}(t_o)$  and to  $C_{so}$ .  $A_+^+$  is then defined as follows:  $\forall t \in T^+ \cap T_i^+, c_t \in C_{seci}^+(t), \forall p \in \bullet^i t(c_t), \forall c_p \in C_{seci}^+(p), A_+^+(p, t, c_t)(c_p) = A_{i+}^+(p, t, c_t)(c_p)$  (intuitively any non shared transition is unchanged in the modular diagnoser), and for any  $t_o \in T_{so}, \forall c(c_1, \dots, c_{n_o}) \in C_{sec}^{so}(t_o), \forall i \in \{1, \dots, n_o\} \forall p \in \bullet^i t(c_i), \forall c_p \in C_{seci}^+(p), A_+^+(p, t_o, c(c_1(p), \dots, c_{n_o})))(c_p) = 1$ , 0 otherwise. And finally  $A_+^+$  is  $\forall t \in T^+ \cap T_i^+, c_t \in C_{seci}^+(t), \forall p \in \bullet^i t(c_t), \forall c_p \in C_{seci}^+(p), A_+^+(t, p, c_t)(c_p) = A_{i+}^+(t, p, c_t)(c_p)$ , and for any  $t_o \in T_{so}, \forall c(c_1, \dots, c_{n_o}) \in C_{sec}^{so}(t_o), \forall i \in \{1, \dots, n_o\} \forall p \in \bullet^i t(c_i), \forall c_p \in C_{seci}^+(p), A_+^+(t_o, p, c(c_1, \dots, c_{n_o})))(c_p) = 1$ , 0 otherwise.

Figure 4 presents the modular diagnoser of the system in Figure 3. It contains 4 transitions, 9 places and 25 arcs. Example 1 is  $\Delta^+(S, \varepsilon) = \{(p_4, \emptyset), (p_3, \{f_2\})\}$  which is the initial marking of the diagnoser in Figure 4 (colour  $c_{10}$  for module 1, colour  $c_{20}$  for module 2). Example 2 is  $\Delta^+(S, b_1) = \{(p_0 p_3, \{f_2\}), (p_0 p_4, \{f_2\})\}$ . As  $\bullet^2 b_1(c_{20}) = \{p_4, p_3 f_2\}, A_+^+(p_4, b_1, c_{20})(c_{20}) = 1$  and  $A_+^+(p_3 f_2, b_1, c_{20})(c_{20}) = 1$ ,  $b_1$  is  $c_{20}$ -firable. Moreover,  $A_+^+(b_1, p_4 f_2, c_{20})(c_{21}) = 1$  and  $A_+^+(a, p_3 f_2, c_{20})(c_{21}) = 1$ . The next marking of module 2 is associated to  $\{(p_3, \{f_2\}), (p_4, \{f_2\})\}$ . Module 1 did not change the diagnosis of the modular diagnoser so it is consis-

tent with  $\Delta^+(S, b_1)$  (colour  $c_{10}$  and  $c_{21}$ ). Last example is  $\Delta^+(S, b_1 a) = \{(p_2 p_3, \{f_1, f_2\}), (p_1 p_3, \{f_2\})\}$ . By construction, the transition  $a$  is  $c(c_{10}, c_{21})$ -firable. The modular diagnoser reaches the marking of  $c_{11}$  (module 1) and  $c_{22}$  (module 2). The diagnosis of module 1 is  $\{(p_2, \{f_1\}), (p_1, \emptyset)\}$  and the one of module 2 is  $\{(p_3, \{f_2\})\}$ , they are globally consistent with  $\Delta^+(S, b_1 a)$ .

## 5. DISCUSSION

We propose to solve the fault diagnosis problem on DES by the use of a CPN diagnoser. We first present a CPN diagnoser that is fully equivalent to the diagnoser of Sampath et al. (1995) but its graphical representation is drastically reduced. This representation as a CPN diagnoser is then used to implement a modular diagnoser which also benefits of the size reduction. Correctness and accuracy of the modular diagnoser is based on a sound and accurate module decomposition. To our best of knowledge, the closest work to this one is the work of Moreira et al. (2012) that defines a Petri Net diagnoser relying on an automaton model and not a Petri net model. Perspectives are now to start from this new representation to exploit CPN and design extended diagnosers (intermittent faults, supervision patterns, unsound module decompositions) with an optimal size.

## REFERENCES

- Cabasino, M.P., Giua, A., Pocci, M., and Seatzu, C. (2011). Discrete event diagnosis using labeled petri nets. an application to manufacturing systems. *Control Engineering Practice*, 19(9), 989–1001.
- Contant, O., Lafortune, S., and Teneketzis, D. (2006). Diagnosability of discrete event systems with modular structure. *Journal of Discrete Event Dynamic Systems: Theory and Applications*, 16, 9–37.
- Dotoli, M., Fianti, M.P., Mangini, A.M., and Ukovich, W. (2009). On-line fault detection in discrete event systems by petri nets and integer linear programming. *Automatica*, 45(11), 2665–2672.
- Genc, S. and Lafortune, S. (2007). Distributed diagnosis of place-bordered petri nets. *IEEE Transactions on Automation Science and Engineering*, 4(2), 206–219.
- Lamperti, G. and Zanella, M. (2003). *Diagnosis of active systems*. Kluwer Academic Publishers.
- Moreira, M.V., Cabral, F.G., and Diene, O. (2012). Petri net diagnoser for des modeled by finite state automata. In *51st IEEE Conference on Decision and Control*, 6742–6748. Maui, Hawaii, United States.
- Pencolé, Y., Schumann, A., and Kamenetsky, D. (2006). Towards low-cost fault diagnosis in large component-based systems. In *6th IFAC Symposium on Fault Detection, Supervision and Safety of Technical Processes*, 1473–1478. Beijing, China.
- Sampath, M., Sengupta, R., Lafortune, S., Sinnamohideen, K., and Teneketzis, D. (1995). Diagnosability of discrete-event systems. *Transactions on Automatic Control*, 40(9), 1555–1575.
- Zaytoon, J. and Lafortune, S. (2013). Overview of fault diagnosis methods for discrete event systems. *Annual Reviews in Control*, 37, 308–320.