



**HAL**  
open science

## Blind equalization and automatic modulation classification based on PDF fitting

Souhaila Fki, Abdeldjalil Aissa El Bey, Thierry Chonavel

► **To cite this version:**

Souhaila Fki, Abdeldjalil Aissa El Bey, Thierry Chonavel. Blind equalization and automatic modulation classification based on PDF fitting. ICASSP 2015: 40th IEEE International Conference on Acoustics, Speech and Signal Processing, Apr 2015, Brisbane, Australia. pp.2989 - 2993. hal-01188847

**HAL Id: hal-01188847**

**<https://hal.science/hal-01188847v1>**

Submitted on 31 Aug 2015

**HAL** is a multi-disciplinary open access archive for the deposit and dissemination of scientific research documents, whether they are published or not. The documents may come from teaching and research institutions in France or abroad, or from public or private research centers.

L'archive ouverte pluridisciplinaire **HAL**, est destinée au dépôt et à la diffusion de documents scientifiques de niveau recherche, publiés ou non, émanant des établissements d'enseignement et de recherche français ou étrangers, des laboratoires publics ou privés.

# BLIND EQUALIZATION AND AUTOMATIC MODULATION CLASSIFICATION BASED ON PDF FITTING

*Souhaila Fki, Abdeldjalil Aïssa-El-Bey and Thierry Chonavel*

Institut Télécom; Télécom Bretagne; UMR CNRS 3192 Lab-STICC  
Technopôle Brest Iroise CS 83818 29238 Brest, France  
Université européenne de Bretagne  
Email: Firstname.Lastname@telecom-bretagne.eu

## ABSTRACT

In this paper, a completely blind equalizer based on probability density function (pdf) fitting is proposed. It doesn't require any prior information about the transmission channel or the emitted constellation. We also investigate Automatic Modulation Classification (AMC) for Quadrature Amplitude Modulation (QAM) based on the pdf of the equalized signal. We propose three new approaches for AMC. The first employs maximum likelihood functions (ML) of the modulus of real and imaginary parts of the equalized signal. The second is based on the lowest quadratic or Bhattacharyya distance between the estimated pdf of the real and imaginary parts of the equalizer output and the theoretical pdfs of M-QAM modulations. The third approach is based on theoretical pdf dictionary learning. The performance of the identification scheme is investigated through simulations.

**Index Terms**— Blind equalization, AMC, pdf, ML, Bhattacharyya distance, dictionary learning

## 1. INTRODUCTION

AMC is a high requirement of intelligent systems in both military and civil domains. It has been of significant importance for cognitive radios when the receiver has no knowledge about the channel and transmitted modulation. It is very useful in adaptive modulation contexts where the transmitter has to adapt the emitted modulation to the transmission conditions. [1] gives a detailed overview on the techniques developed in the field of AMC. There are two approaches for AMC [1]. One is based on likelihood functions where the detected modulation is the one that maximises the likelihood among all hypothesis [2] [3]. The second approach is based on statistical characteristics of the received signal and their comparison with the theoretical ones [4] [5].

Most of these techniques consider an Additive white Gaussian noise (AWGN) channel. However, in real scenarios, signal propagation undergoes multipaths. In this case, Intersymbols Interference (ISI) has to be reduced before proceeding to AMC. In [6], Wu et al proposed to estimate the

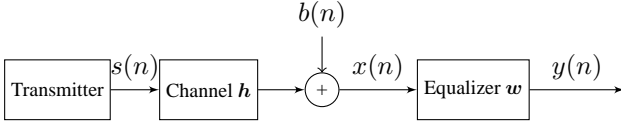
multipath channel from the moments of the received signal before using a cumulant-based classifier. Instead of estimating the channel, an equalizer can be used to reduce the ISI. Among works in the literature that addressed joint blind equalization and AMC, we can mention [7], where S. Barbarossa et al proposed to use multiple equalizing branches, each one adapted to a specific constellation. This leads to a complex architecture system where the filter that provides the smallest cost function indicates the correct constellation. In [8], the CMA was used as a generic equalizer with radius equal to 1 and the amplitude of the equalized signal Characteristic Function (CF) as a technique to recognize the transmitted modulation. In this paper, we propose to use a generic MSQD- $\ell_p$  equalizer that is more efficient than the CMA [9]. Once the signal is equalized, we identify the transmitted constellation via an ML approach or pdf distance based methods. More specifically, the modulation we detect has the pdf that best fits, in some sense, that of the equalizer output. The key idea here is that we assume that after equalization, we roughly obtain a Gaussian mixture with modes centered on constellation points. The Gaussian nature of equalizer output conditional to transmitted symbol has been discussed in [10]. The rest of the paper is organized as follows. In section 2, the system model and the generic MSQD- $\ell_p$  equalizer are introduced. In section 3, the AMC approaches are detailed. In section 4, simulation results are presented. Conclusions of our work are given in section 5.

## 2. SYSTEM MODEL AND MSQD- $\ell_p$ EQUALIZER

### 2.1. System model

The baseband model of a transmission system with an adaptive blind channel equalizer is shown in Fig.1, where  $s(n), n \in \mathbb{Z}$ , is the transmitted symbol at time  $n$ , that is assumed to be drawn from an M-QAM modulation,  $\mathbf{h} = [h_0, h_1, \dots, h_{L_h-1}]^T$  is the multipath channel finite impulse response with length  $L_h$ , while  $(\cdot)^T$  denotes the transpose operator,  $b(n)$  is an additive white Gaussian noise,  $x(n), n \in \mathbb{Z}$

is the equalizer input,  $\mathbf{w} = [w_0, w_1, \dots, w_{L_w-1}]^T$  is the equalizer impulse response, with length  $L_w$  and  $y(n)$  is the equalized signal at time  $n$ .  $x(n)$  and  $y(n)$  can be modeled as  $x(n) = \sum_{i=0}^{L_h-1} h_i s(n-i) + b(n)$  and  $y(n) = \sum_{i=0}^{L_w-1} w_i x(n-i) = \mathbf{w}^T \mathbf{x}(n)$ , where  $\mathbf{x}(n) = [x(n), x(n-1), \dots, x(n-L_w+1)]^T$ .



**Fig. 1.** Baseband model of a transmission system with an adaptive blind channel equalizer.

## 2.2. MSQD- $\ell p_{gen}$ equalizer

The MSQD- $\ell p$  algorithm [9] aims at minimizing the distance error between observed and assumed pdfs for the real and imaginary parts of the equalizer output. The MSQD- $\ell p$  cost function is given by

$$J(\mathbf{w}) = \int_{-\infty}^{\infty} (\hat{p}_{|y_r|^p}(z) - \hat{p}_{|s_r|^p}(z))^2 dz + \int_{-\infty}^{\infty} (\hat{p}_{|y_i|^p}(z) - \hat{p}_{|s_i|^p}(z))^2 dz \quad (1)$$

where  $y_r = \Re\{y(n)\}$ ,  $y_i = \Im\{y(n)\}$ . For instantaneous pdf estimation, we use the Parzen window method [11]:

$$\hat{p}_u(z) = \frac{1}{N_u} \sum_{k=1}^{N_u} K_\sigma(z - u_k) \quad (2)$$

where  $u$  stands for  $|s_r|^p$ ,  $|s_i|^p$ ,  $|y_r|^p$  or  $|y_i|^p$ . We let  $N_u = N_s$  for  $u = |s_{r,i}|^p$  and  $N_u = N_y$  (previous symbols) for  $u = |y_{r,i}|^p$ .  $K_\sigma$  is a Gaussian kernel with standard deviation  $\sigma$ . Since, in this paper we do not know the transmitted modulation, we propose to use the MSQD- $\ell p$  criterion adapted for a 4-QAM modulation to equalize all emitted M-QAM constellations. Then, expanding (1) with this choice where  $|s_r|^p = |s_i|^p = 1$  and letting  $N_s = 1$  and  $N_y = 1$ , we get the following generic cost function for the MSQD- $\ell p_{gen}$ :

$$J_{gen_p}(\mathbf{w}) = -K_\sigma(|y_r(n)|^p - 1) - K_\sigma(|y_i(n)|^p - 1) + Cst. \quad (3)$$

Thus, the equalizer coefficient weights are adapted by

$$\mathbf{w}(n+1) = \mathbf{w}(n) - \mu \nabla_{\mathbf{w}} J_{gen_p}(\mathbf{w}) \quad (4)$$

where  $\mu$  is a fixed step-size. In the following we focus, as in [9], on the cases  $p = 2$  and  $p = 1$ .

## 2.3. Output Constellations with MSQD- $\ell p_{gen}$ ( $p=1,2$ )

We now discuss the performance of the generic equalizers in terms of ISI. To check the reliability of both equalizers, we tested them with different multipath channels. The equalizer is initialized with a tap-centered strategy and its length is set to 21. The step size was blindly adapted to the transmitted modulation basing on the equalizer input power:  $\mu_{2(1)} = \frac{\mu_{2(1)}}{P_x}$  where  $P_x$  is the power of  $x$ . The values of  $\mu_2$  and  $\mu_1$  were set to  $\mu_2 = 4 \times 10^{-3}$  and  $\mu_1 = 6 \times 10^{-3}$  for MSQD- $\ell 2_{gen}$  and MSQD- $\ell 1_{gen}$  respectively after testing the equalizers with a 16-QAM modulation. The kernel bandwidth,  $\sigma$ , of  $K_\sigma(x)$  was updated to control the convergence speed of the equalizer and its residual ISI [9]. Since we have no prior information about the emitted constellation, we propose to update the kernel size by

$$\sigma(n) = aG(n) + b \quad (5)$$

where,

$$G(n) = \alpha G(n-1) + (1-\alpha) \min_{k=1, \dots, N_s} ((|y(n)|^2 - |s_k|^2)^2). \quad (6)$$

$\alpha \in ]0, 1[$  is a forgetting factor and  $a$  and  $b$  are fixed empirically.  $N_s$  is the number of points in the largest constellation that transmitter may emit. In our case, we set  $N_s$  to 256. In figure 2, we show the ISI obtained with the generic equalizers and the input and output constellations with the MSQD- $\ell 2_{gen}$  equalizer for an emitted 16-QAM constellation. We used one of typical digital radio channels [12].

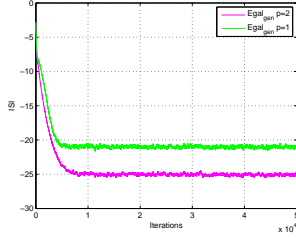
According to figure 2(a), we notice that MSQD- $\ell 2_{gen}$  is more efficient than MSQD- $\ell 1_{gen}$  in terms of ISI. We also notice that the equalizer tends to output a constellation inside the square  $[-1, 1] \times [-1, 1]$ . We notice the same think when we use another channel like the Proakis A channel [13]. In the next section we detail on how to calculate the constellation scaling factor before proceeding to AMC.

## 3. NEW TECHNIQUES FOR AMC

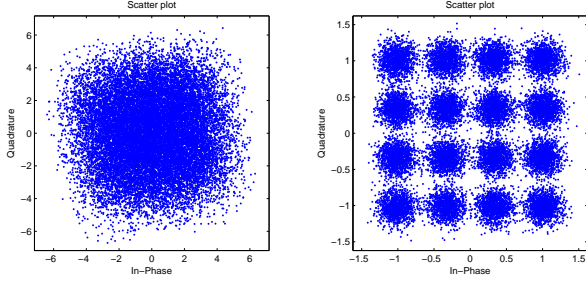
### 3.1. ML existing approach based on the pdf of the received signal [3]

Assuming we have  $K$  M-QAM modulations to classify. According to this approach, the detected modulation is the one that maximises  $p(r_n|H_k)$  where  $r_n$  is the received signal through a Gaussian channel,  $H_k$  is the hypothesis to receive the  $k^{th}$  modulation  $k = 1, 2, \dots, K$ . The pdf of  $r_n$  is supposed to be a Gaussian mixture with means on the constellation points and variances equal to noise variance.

$$p(r_n|H_k) = \frac{1}{M_k} \sum_{l=1}^{M_k} \frac{1}{\sqrt{2\pi}\sigma_b} e^{-\frac{|r_n - s_l|^2}{2\sigma_b^2}} \quad (7)$$



(a) IIS for MSQD- $\ell_2$ <sub>gen</sub> and MSQD- $\ell_1$ <sub>gen</sub> algorithms



(b) MSQD- $\ell_2$ <sub>gen</sub> input

(c) MSQD- $\ell_2$ <sub>gen</sub> output

**Fig. 2.** Convergence curves of MSQD- $\ell_2$ <sub>gen</sub> and MSQD- $\ell_1$ <sub>gen</sub> algorithms for SNR= 20dB.

Then the emitted modulation is decided according to (8) :

$$\hat{k} = \arg \max_{1 \leq k \leq K} \sum_{n=1}^N \ln p(r_n | H_k) \quad (8)$$

In the following, we introduce the three approaches that we propose for AMC.

### 3.2. ML approach based on the pdf of the modulus of real and imaginary parts of the equalized signal

We note

$\gamma = [|\Re\{\mathbf{y}(1)\}|, \dots, |\Re\{\mathbf{y}(N)\}|, |\Im\{\mathbf{y}(1)\}|, \dots, |\Im\{\mathbf{y}(N)\}|]$ . Here, we take the absolute values of real and imaginary parts of the equalized signal to increase the number of data and decrease the number of modes in the folded normal distribution mixture in order to improve pdf calculation. If we suppose that the pdf of  $\mathbf{y}$  is a 2D Gaussian mixture, then the pdfs of  $\Re\{\mathbf{y}\}$  and  $\Im\{\mathbf{y}\}$  are 1D Gaussian mixture. Then the pdf of  $\gamma$  is a mixture of folded normal distribution:

$$f(\gamma(n)|H_j)_{1 \leq n \leq N} = \sum_{i=1}^I p_i \frac{1}{\sigma_j \sqrt{2\pi}} \left( e^{-\frac{(\gamma(n) + \alpha_j s_{Ri})^2}{2\sigma_j^2}} + e^{-\frac{(\gamma(n) - \alpha_j s_{Ri})^2}{2\sigma_j^2}} \right), 1_{\gamma(n) \geq 0} \quad (9)$$

where  $I$  is the number of different positive real parts of symbols under hypothesis  $H_j$ ,  $s_{Ri}$  are their values and  $p_i$  are their probabilities:  $\sum_{i=1}^I p_i = 1$ . Note that in modulations such as

32-QAM, weights  $p_i$  can be not uniform. The standard deviation  $\sigma_j$  measures the dispersion around the constellation points under each hypothesis and it is estimated by:

$$\sigma_j^2 = \frac{1}{N} \sum_{n=1}^N |\gamma(n) - d_j(n)|^2 \quad (10)$$

where  $d_j(n)$  is the absolute real value of the constellation symbols under hypothesis  $H_j$  that is the closest to  $\gamma(n)$ . The signal scaling factor  $\alpha_j$  is introduced to take into account the effect of the generic equalizer rescales the constellation as discussed at the end of section 2.1. constellation as figures 2 and ?? show.  $\alpha_j$  is calculated as a function of the mean of  $\gamma_n$ ,  $m_{\text{est}}$ , and the positive real parts of the constellation under the hypothesis  $H_j$ :

$$\alpha_j = \frac{m_{\text{est}}}{\sum_{k=1}^{M_j} p_k |\Re\{s_{jk}\}|} \quad (11)$$

where  $p_k$  is the weight of the mode  $s_{jk}$ . Then, we calculate the logarithm of the likelihood function of a sequence of  $2N$  absolute real and imaginary parts of  $N$  consecutive symbols and define the decision variable  $D$  as

$$D_j = \arg \max_{H_j} \sum_{n=1}^N \ln f(\gamma_n | H_j) \quad (12)$$

### 3.3. Bhattacharyya or quadratic pdf distance based approach for AMC

With this method, the real and imaginary parts of the equalized signal are considered:  $\Gamma = [\Re\{\mathbf{y}\} \Im\{\mathbf{y}\}]$ . unlike to the previous approach, here we take the real and imaginary parts of the equalized symbols to make more meaningful the Gaussian mixture assumption and the use of the Gaussian kernel estimator for observed data pdf estimation. The scaling factors  $\alpha_j$  and the standard deviations  $\sigma_j$  are estimated as above except that the decisions  $d_j(n)$  are taken over the entire set of the real parts of the symbols  $s_{jk}$  under the hypothesis  $H_j$ . The pdf of  $\Gamma$  is then estimated by a Gaussian kernel estimator:

$$\hat{f}_{\Gamma}(x|H_j) = \frac{1}{L_{\Gamma} h_j} \sum_{k=1}^{L_{\Gamma}} K_{\sigma_j} \left( \frac{x - \Gamma(k)}{h_j} \right) \quad (13)$$

where  $L_{\Gamma}$  is the data size and  $h_j$  is the bandwidth smoothing parameter such as  $h_j = \left( \frac{4\sigma_j^2}{3L_{\Gamma}} \right)^{\frac{1}{5}}$  [14]. The theoretical pdfs are calculated supposing that ideally, after eliminating the ISI by the generic equalizer, we get a Gaussian mixture pdf of the noisy emitted constellation with means the scaled constellation points. The theoretical pdfs are then given by:

$$f_{\Gamma}(x|H_j) = \sum_{k=1}^{M_j} \frac{1}{M_j} K_{\sigma_j}(x - \alpha_j \Re\{s_{jk}\}) \quad (14)$$

Finally, we select the modulation basing on the quadratic or Bhattacharyya distances between  $\hat{f}_\Gamma(x|H_j)$  and  $f_\Gamma(x|H_j)$  such as

$$j = \underset{1 \leq j \leq K}{\operatorname{argmin}} D_B(\hat{f}_\Gamma(x|H_j), f_\Gamma(x|H_j)) \quad (15)$$

$$j = \underset{1 \leq j \leq K}{\operatorname{argmin}} D_Q(\hat{f}_\Gamma(x|H_j), f_\Gamma(x|H_j)) \quad (16)$$

where,  $D_B(p, q) = -\ln(\sum_{x \in X} \sqrt{p(x)q(x)})$  and  $D_Q(p, q) = \sum_{x \in X} (p(x) - q(x))^2$ .

### 3.4. Pdf dictionary learning based approach for AMC

With this method, we define a dictionary  $A$  of theoretical pdfs of all constellations that the transmitter may emit:  $f_\Gamma(x|H_j)$ . These functions are calculated as explained in the previous subsection.  $A$  is a matrix such as each column  $j$  includes the values of  $\hat{f}_\Gamma(x|H_j)$ . The idea of this approach consists in minimising the following quantity:

$$\min_{\mathbf{v}} (\|\mathbf{i} - \mathbf{A}\mathbf{v}\|_2^2 + \lambda \|\mathbf{v}\|_1) \quad (17)$$

where  $\mathbf{i}$  is the pdf of the equalized signal that is estimated by a Gaussian kernel estimator. Our goal is to find the vector  $\mathbf{v}$  of minimum  $\ell_1$  norm since  $\mathbf{v}$  is spars. Indeed, we ideally obtain a vector  $\mathbf{v}$  that has only one element equal to 1 and all the others are equal to 0. The position, "j", of 1 in  $\mathbf{v}$  indicates the right hypothesis  $H_j$  of the emitted modulation.

## 4. SIMULATION RESULTS

In this part, we show the results obtained with the complex channel [12] with the same parametres detailed in section 2.1. Figure 3 shows the probability of correct classification (Pcc) in function of SNR of the four methods explained in section 3 when a 16-QAM constellation is transmitted. Figure 3 shows that the quadratic and dictionary learning based methods outperform the two ML and Bhattacharyya distance approaches. Whereas figure 4 shows that the existing ML approach outperforms other methods. we present the Pcc, obtained with a 32-QAM modulation. In figure 5 and for low values of SNR the Bhattacharyya distance approche outperforms the other approaches with low slope. Quadratic distance approach has a compromise between performance and slope.

We also can notice from these figures that the two ML approches have relatively the same performance and that the increase of the number of data around the modes does not provide a significant benefit in terms of Pcc. However the proposed method is less complicated since it requires less computing exponential.

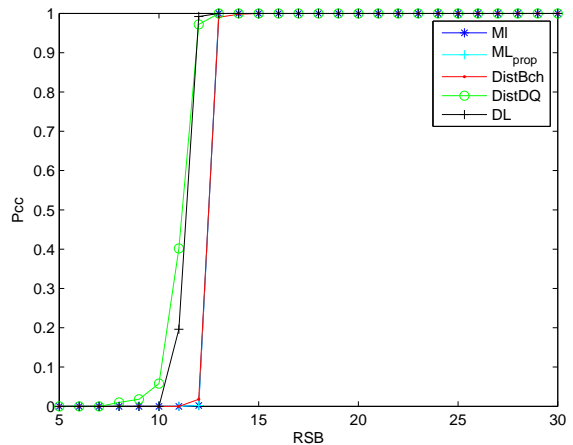


Fig. 3. Pcc for 16-QAM modulation.

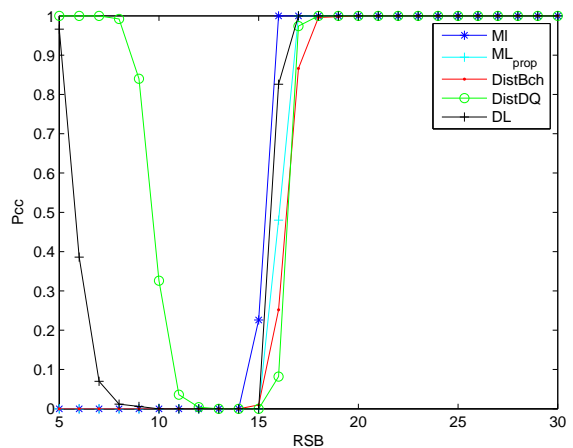


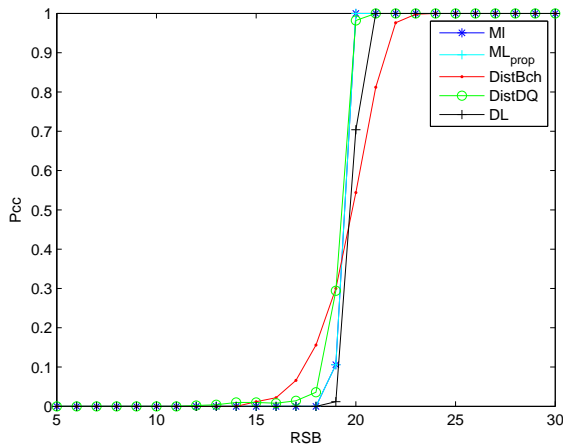
Fig. 4. Pcc for 32-QAM modulation.

## 5. CONCLUSION

In this paper, a new joint blind equalization and AMC approach has been proposed. The key idea of the AMC process is based on the assumption that the equalized signal can be approximated as a Gaussian mixture with modes centered at constellation points. The results show that the quadratic distance approach is almost the best.

## 6. REFERENCES

- [1] O.A. Dobre, A. Abdi, Y. Bar-Ness, and W. Su, "Survey of automatic modulation classification techniques: classical approaches and new trends," *Communications, IET*, vol. 1, no. 2, pp. 137–156, 2007.
- [2] J.A. Sills, "Maximum-likelihood modulation classification for psk/qam," in *Military Communications Confer-*



**Fig. 5.** Pcc for 64-QAM modulation.

ence Proceedings, 1999. MILCOM 1999. IEEE, 1999, vol. 1, pp. 217–220 vol.1.

- [3] Wen Wei and J.M. Mendel, “Maximum-likelihood classification for digital amplitude-phase modulations,” *Communications, IEEE Transactions on*, vol. 48, no. 2, pp. 189–193, Feb 2000.
- [4] P. Marchand, C. Le Martret, and J. L. Lacoume, “Classification of linear modulations by a combination of different orders cyclic cumulants,” in *Higher-Order Statistics, 1997., Proceedings of the IEEE Signal Processing Workshop on*, Jul 1997, pp. 47–51.
- [5] P. Marchand, J. L. Lacoume, and C. Le Martret, “Multiple hypothesis modulation classification based on cyclic cumulants of different orders,” in *Acoustics, Speech and Signal Processing, 1998. Proceedings of the 1998 IEEE International Conference on*, May 1998, vol. 4, pp. 2157–2160 vol.4.
- [6] Hsiao-Chun Wu, M. Saquib, and Zhifeng Yun, “Novel automatic modulation classification using cumulant features for communications via multipath channels,” *IEEE Transactions on Wireless Communications*, vol. 7, no. 8, pp. 3098–3105, August 2008.
- [7] Sergio Barbarossa, Ananthram Swami, Brian M. Sadler, and G. Spadafora, “Classification of digital constellations under unknown multipath propagation conditions,” *Proc. SPIE*, vol. 4045, pp. 175–186, 2000.
- [8] Qinghua Shi, “Blind equalization and characteristic function based robust modulation recognition,” in *Advanced Communication Technology (ICACT), 2012 14th International Conference on*, 2012, pp. 660–664.
- [9] S. Fki, M. Messai, A. Assa-El-Bey, and T. Chonavel, “Blind equalization based on pdf fitting and convergence analysis,” *Signal Processing*, vol. 101, no. 0, pp. 266 – 277, 2014.
- [10] C. Laot and N. Le Josse, “A closed-form solution for the finite length constant modulus receiver,” *Information Theory. ISIT. International Symposium on Proceedings*, pp. 865–869, September 2005.
- [11] C. Archambeau, M. Valle, A. Assenza, and M. Verleysen, “Assessment of probability density estimation methods: Parzen window and finite gaussian mixtures,” in *International Symposium on Circuits, Systems and Proceedings*, May 2006.
- [12] Cheolwoo You and Daesik Hong, “Nonlinear blind equalization schemes using complex-valued multilayer feedforward neural networks,” *IEEE Transactions on Neural Networks*, vol. 9, no. 6, pp. 1442–1455, Nov 1998.
- [13] John G. Proakis, *Digital Communications*, McGraw-Hill Science/Engineering/Math, 2000.
- [14] David W. Scott, *Multivariate density estimation theory, practice, and visualization*, John Wiley & Sons, Inc., New York, 1992.