



HAL
open science

Reductive functionalization of CO₂ with amines: an entry to formamide, formamidine and methylamine derivatives

Anis Tlili, Enguerrand Blondiaux, Xavier Frogneux, Thibault Cantat

► To cite this version:

Anis Tlili, Enguerrand Blondiaux, Xavier Frogneux, Thibault Cantat. Reductive functionalization of CO₂ with amines: an entry to formamide, formamidine and methylamine derivatives. *Green Chemistry*, 2015, 17 (1), pp.157-168. 10.1039/C4GC01614A . hal-01187790

HAL Id: hal-01187790

<https://hal.science/hal-01187790>

Submitted on 17 Nov 2015

HAL is a multi-disciplinary open access archive for the deposit and dissemination of scientific research documents, whether they are published or not. The documents may come from teaching and research institutions in France or abroad, or from public or private research centers.

L'archive ouverte pluridisciplinaire **HAL**, est destinée au dépôt et à la diffusion de documents scientifiques de niveau recherche, publiés ou non, émanant des établissements d'enseignement et de recherche français ou étrangers, des laboratoires publics ou privés.



Cite this: *Green Chem.*, 2015, **17**, 157

Reductive functionalization of CO₂ with amines: an entry to formamide, formamidine and methylamine derivatives

Anis Tlili, Enguerrand Blondiaux, Xavier Frogneux and Thibault Cantat*

CO₂ utilization for the production of C₁-containing molecules is a desirable route to value-added chemicals. In this perspective, we summarize the recent results devoted to the formation of nitrogen compounds obtained by reductive functionalization of CO₂ in the presence of amines. Using mild reductants, such as molecular hydrogen, hydrosilanes and hydroboranes, novel catalytic reactions have been designed in the last few years to facilitate the reductive functionalization of CO₂ to formamide, formamidine and methylamine derivatives. While early efforts were devoted to the formylation of N–H bonds, efficient organic and metal catalysts have been developed lately to promote the complete deoxygenation of CO₂ to benzimidazoles, quinazolinones, formamidines and methylamines. Finally, the opportunities and challenges facing the practical use of CO₂ in the production of nitrogen-containing molecules are discussed.

Received 20th August 2014,
Accepted 23rd October 2014

DOI: 10.1039/c4gc01614a

www.rsc.org/greenchem

1. Introduction

While the CO₂ concentration in the atmosphere has exceeded the symbolic 400 ppm level this year, the search for technologies to reduce CO₂ emissions is becoming urgent.¹ A myriad of solutions have been proposed and are currently explored, either at the research or technological stages. CO₂ Capture and Storage (CCS) technologies have the potential to mitigate meaningful volumes of CO₂ and a few demonstration plants are slowly emerging.² It is foreseeable, however, that this technology will suffer from the lack of added-value able to compensate for the energetic and economic cost of CO₂ capture and deposition and the monitoring of the storage sites. The 30 Gt-CO₂ emitted annually primarily derives from the mineralization of carbon fossil resources, *i.e.* hydrocarbons, coal and gas.³ In fact, utilization of these feedstocks in the fuel sector represents 80% of the world energy portfolio and their transformation in the chemical industry accounts for the production of 95% of organic chemical commodities.³ In this context, CO₂ transformation into fuels and chemicals is a desirable alternative to CO₂ storage for cutting the emissions of this greenhouse gas, while creating added value able to compensate for the costs of its capture.

Yet, the chemical recycling of CO₂ faces two energetic challenges. First, the thermodynamic stability of CO₂ imposes an input of energy to convert CO₂ into fuels and chemicals. The second challenge is kinetic in nature: catalysts are required to ensure that the activation barriers remain as low as possible along the chemical transformation pathways so that the overall carbon balance for CO₂ utilization is not hampered by thermal loading needed to overcome high energy transition states. Obviously, these energetic considerations are associated with strong constraints on the resources utilized for CO₂ conversion as the energy input must be carbon-free and rare or toxic metal catalysts must be avoided.

As a result of these limitations, only a handful of processes utilizing CO₂ as a C₁ building block have been industrialized to date, namely the Bosch–Meiser process for the production of urea from CO₂ and ammonia, the Kolbe–Schmitt synthesis of salicylic acid (from CO₂ and phenol) and the transformation of CO₂ into carbonates.⁴ In total, they represent more than 70% of the total utilization of CO₂ and less than 1% of the current anthropogenic CO₂ emissions (Fig. 1).³ It is worth noting that, in these processes, CO₂ is only *functionalized*: new C–O and C–N bonds are formed with no formal reduction of the CO₂ carbon atom. In this context, a research field is expanding quickly to provide innovative transformations to produce organic ureas, urethanes, isocyanates and N-heterocycles featuring a C^{IV} center, by CO₂ functionalization.⁵

In contrast, CO₂ *reduction* to formic acid, methanol, methane or light alkanes is attracting increased attention because of the potential utilization of these molecules as fuels

CEA, IRAMIS, SIS2M, CNRS UMR 3299, 91191 Gif-sur-Yvette, France.
E-mail: thibault.cantat@cea.fr; Fax: +33 1 6908 6640. <http://iramis.cea.fr/Pisp/thibault.cantat/index.html>

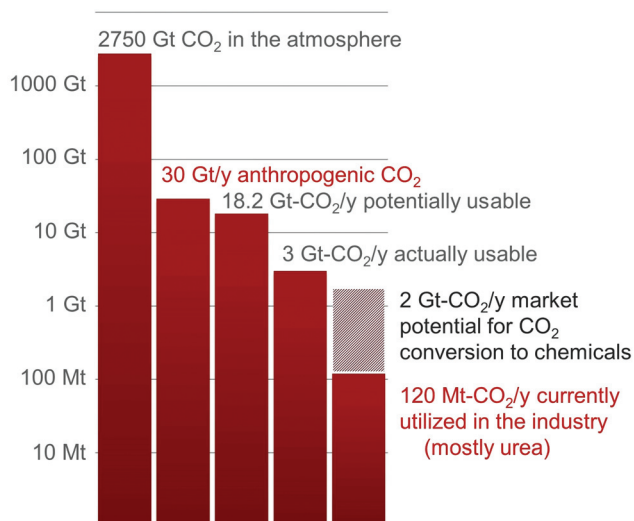


Fig. 1 Current and potential market volumes for the conversion of CO₂ to chemicals.

or hydrogen carriers.^{2a,6} CO₂ reduction to fuels has the capacity to reduce significantly CO₂ emissions by recycling about 95% of the 30 Gt-CO₂ released every year by human activities.³ Nonetheless, the low market value of these compounds is set by the petrochemical industry and their competitive production from CO₂ remains an unsolved challenge. Indeed, these molecules are energy intensive and their production from CO₂ requires a large amount of “carbon-free” hydrogen, whose cost exceeds natural gas reforming.⁷ Remarkably, a Mt per year pilot-plant is operated by Carbon Recycling International (CRI) that takes advantage of renewable geothermal energy in Iceland to produce methanol from CO₂.^{7,8}

On the other hand, CO₂ conversion to chemicals might offer niche applications in the short term, because the end-products possess an added-value able to balance the cost of CO₂ capture and transformation. In this regard, CO₂ is an attractive carbon feedstock in synthesis, as it is non-toxic, cost-efficient, secured and well-distributed. It should be pointed out that this application will not reduce significantly our carbon footprint, as it scales to a maximum of 7% of the anthropogenic CO₂ emissions and 11% of the 18.2 Gt-CO₂ per year produced at point sources (Fig. 1).³ However, this field could offer viable technologies for the recycling of CO₂ and increase at the same time our knowledge on CO₂ reduction to foster emerging industrial applications.⁷ Notably, the scope of chemicals directly available from CO₂ remains very narrow, compared to current available petrochemicals. Even at the laboratory scale, the majority of the basic organic functional groups, such as ketones, amides and esters, are presently unavailable from carbon dioxide.⁵ Indeed, these functionalities feature a carbon atom that is both functionalized and reduced. As a result of these limitations, considerable efforts have been devoted recently to promote the reductive functionalization of CO₂ and widen the spectrum of chemicals accessible from CO₂. For example, Willauer *et al.* have recently

investigated the formation of light olefins from CO₂/H₂ over heterogeneous catalysts.^{6n, 9} The utilization of CO₂ as a carboxylation reagent for the formation of C–C bonds is also a hot topic which has been the subject of excellent reviews.¹⁰

Herein, we review the results obtained in CO₂ conversion using amines as functionalizing reagents, in the presence of mild reductants having a redox potential close to the CO₂/CH₃OH couple (*e.g.* H₂, hydrosilanes and hydroboranes). Initiated in the 1970s, this field has witnessed a rapid development over the past five years with the design of novel processes able to transform CO₂ and amines into formamide, formamidine and methylamine derivatives.

2. Formylation of N–H bonds with CO₂

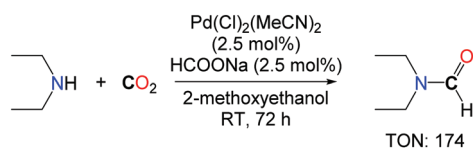
The formylation of amines with CO₂ is an important transformation since the desired formamide products are versatile chemicals and key building blocks. Among them, *N,N*-dimethylformamide (DMF) is a widely utilized polar solvent as well as an important chemical reagent utilized in a multitude of applications in organic synthesis.¹¹ It is produced industrially by the carbonylation of dimethylamine (DMA) in the presence of methanol.¹² An alternative synthesis route based on the use of CO₂ instead of the toxic carbon monoxide and starting with dimethylamine in the presence of a reductant has attracted several research groups for a long time. Thereby especially homogeneous or heterogeneous transition metal catalysts have been proven to have high potential. The most efficient and promising systems are overviewed thereafter.

The successive reduction of CO₂ with hydrogen can afford formic acid, formaldehyde, methanol and methane. Although the formation of methanol from CO₂/H₂ is thermodynamically favourable, the first reduction of CO₂ to formic acid is uphill. As such, the addition of a base is usually needed to facilitate CO₂ reduction to a formate derivative. Using a secondary amine, such as DMA, as a base for the hydrogenation of CO₂ led to the formation of the corresponding formamide by condensation of the amine to the formate and paved the way to the catalytic formylation of amines with CO₂/H₂ mixtures. The first catalytic examples reported in the literature were based on the use of the stable heterogeneous RANEY® Nickel as a catalyst in 1935.¹³ Some amines including secondary amines (piperidine, phenylethylamine) as well as primary amines (*n*-amylamine) were carbonylated to their corresponding formamides under quite drastic reaction conditions (60 bar of CO₂, up to 160 bar of H₂ and temperatures up to 250 °C) with low to moderate yields. The first homogeneous catalyst was reported by Haynes *et al.* in 1970.¹⁴ Several well-defined complexes were tested for the synthesis of DMF, the most active being (dppe)₂CoH, (PPh₃)₂(CO)IrCl and (PPh₃)₃CuCl (dppe: 1,2-bis(diphenylphosphino)ethane) with TONs (TurnOver Numbers) reaching 1000. The reactions were performed at 125 °C, with an equimolar mixture of H₂ and CO₂, at a total pressure of 54 bar (Table 1, entries 1 and 2). It is noteworthy

Table 1 List of catalysts for DMF synthesis

Entry	Catalyst	CO ₂ (bar)	H ₂ (bar)	T (°C)	TON	Ref.
1	(PPh ₃) ₃ CuCl	27	27	125	900	9
2	(PPh ₃) ₂ (CO)IrCl	27	27	125	1200	9
3	PdCl ₂	40	80	170	34	10
4	([Pt ₂ (μ-dppm) ₃])	12	94	75	1460	12
5	RuCl ₂ [P(CH ₃) ₃] ₄	130	80	100	370 000	14
6	RuCl ₂ (dppe) ₂	130	85	100	740 000	16
7	[Mo] (1)	25	35	110	115	19
8 ^a	Cu/ZnO	60	60	140	70	20
9	Fe(BF ₄) ₂ ·6H ₂ O/PP ₃	30	60	100	727	6i
10	Co(BF ₄) ₂ ·6H ₂ O/PP ₃	30	60	100	1300	21
11	Fe(BF ₄) ₂ ·6H ₂ O/PPAr ₃	30	70	100	5100	22

^a Starting from dimethylammonium dimethylcarbamate.

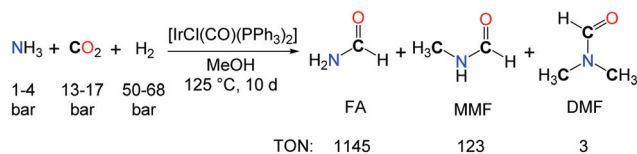
**Scheme 1** Pd-promoted synthesis of diethylformamide.

that different secondary as well as primary amines could be formylated also under similar reaction conditions in the presence of Rh or Pt based catalysts.

Afterwards, Kudo *et al.* demonstrated that simple PdCl₂ salt is an effective catalyst, with a catalyst loading of about 3 mol%, for the synthesis of DMF.¹⁵ The reactions were performed in the presence of 40 bar of CO₂, 80 bar of H₂ and potassium bicarbonate as the base. The best result was obtained when the reaction mixture was heated at 170 °C (Table 1, entry 3).

Inspired by the system of Kudo *et al.* Morimoto *et al.* developed a new palladium based catalyst for the synthesis of diethylformamide.¹⁶ An optimized ratio of sodium formate and 2-methoxyethanol (0.05 mmol mL⁻¹) in the presence of a catalytic amount of PdCl₂(MeCN)₂ (2.5 mol%) under an atmospheric pressure of CO₂ were sufficient to obtain diethylformamide in good yields, without the need for hydrogen (Scheme 1). It is unclear however whether CO₂ is the source of the formyl group in this transformation, as the reaction was undertaken in the presence of a formate reagent which can either act as a formyl donor or a reductant for CO₂. Interestingly, the authors demonstrated that tetraethylurea could also be obtained with very high activity and selectivity in the presence of a well-defined ratio of PPh₃/MeCN/CCl₄, in the absence of any reductant.

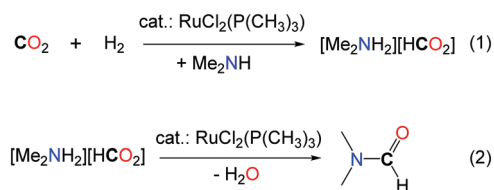
A series of transition metals have also been tested by the group of Vaska.¹⁷ The most active catalyst for the synthesis of DMF starting from DMA and carbon dioxide (10–12 bar) in the presence of molecular hydrogen (67–94 bar) turned out to be a

**Scheme 2** Formylation of ammonia promoted by [IrCl(CO)(PPh₃)₂].

platinum based catalyst ([Pt₂(μ-dppm)₃] (dppm: bis(diphenylphosphino)methane), working in toluene at 75 °C (Table 1, entry 4). Importantly, the authors demonstrated that the synthesis of DMF could be achieved under very mild reaction conditions and 1 bar of each of the three gas reactants was successfully transformed at room temperature. Moreover, they demonstrated that in the presence of [Pt₂(μ-dppm)₃] the formation of DMF is readily reversible by heating DMF at 150 °C under low pressure of H₂ (1 bar).

The use of NH₃ as a reactive substrate presents a further challenge as three N–H bonds are potentially active in the formylation with CO₂ and H₂. The iridium complex [IrCl(CO)(PPh₃)₂] proved to be an effective catalyst for the synthesis of *N*-formylamine (FA) from NH₃, CO₂ and H₂, in toluene or methanol solutions (Scheme 2).¹⁸ A TON of 1145 could be reached after 10 days. Yet, the source of the methyl groups in the methylated by-products (MMF: monomethylformamide, and DMF) was not established undoubtedly and could either originate from the hydrogenation of CO₂ or the MeOH solvent.

An elegant procedure has been developed by Noyori in 1994 for the synthesis of DMF with TONs up to 370 000 and with overall rates up to 10 000 h⁻¹.¹⁹ The key of success of this system is the use of a well-defined homogeneous ruthenium catalyst, namely (RuCl₂[P(CH₃)₃]₄), with 80 bar H₂, in supercritical CO₂ (scCO₂, 130 bar). scCO₂ acts both as the reaction medium and the reactant and increases the solubility of the organic and gaseous reactants. It is noteworthy that the same results were obtained when the reactions were carried out with dimethylamine or the liquid dimethylammonium dimethylcarbamate as the source of DMA (Table 1, entry 5). The authors proposed that the formation of DMF proceeds *via* two steps. First, the ruthenium catalyst facilitates the hydrogenation of CO₂ and the amine stabilizes the corresponding ammonium formate salt (Scheme 3, eqn (1)). In the second step, the catalyst promotes the condensation of the amine to the formate, to yield DMF (Scheme 3, eqn (2)). The same group demonstrated later on that the developed catalytic system could also be extended to the use of diethylamine and di-*n*-propylamine

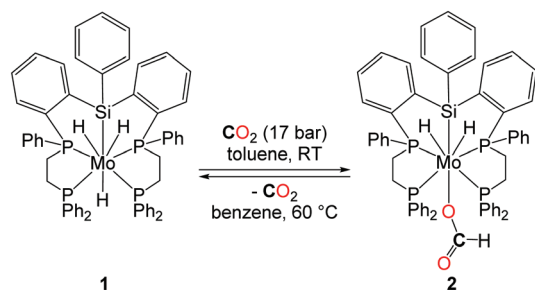
**Scheme 3** Ru-catalyzed synthesis of DMF from DMA, using scCO₂ and H₂.

leading to the corresponding amides, albeit with a lower activity (TONs of 820 and 260, respectively).²⁰ Moreover, when bulky dialkylamines were employed, only the corresponding ammonium formate salts were formed. It is likely that the condensation step is controlled both by the steric hindrance of the amine reagent and the solubility of the formate salt.

Inspired by the discovery of the group of Noyori, the group of Baiker reported a more efficient protocol for DMF synthesis.²¹ A series of ruthenium complexes of the formula $[\text{RuCl}_2\text{L}_2]$ have been prepared (L: dppe, dppe or dppp (1,3-bis-(diphenylphosphino)propane)). The best catalyst system turned out to be $[\text{RuCl}_2(\text{dppe})_2]$ with very high TOFs (TurnOver Frequencies), up to $360\,000\text{ h}^{-1}$ (Table 1, entry 6). The experiments were performed at $100\text{ }^\circ\text{C}$ in the presence of 130 bar of CO_2 and 85 bar of H_2 . Under these conditions, 530 kg of DMF could be produced within 2 hours. In continuity with this promising result, the group of Baiker focused on the immobilisation of ruthenium/phosphorus catalysts.²² The synthesis of mesoporous ruthenium silica hydride aerogel has been achieved using the sol-gel process. The obtained materials showed high catalytic activities in DMF synthesis, leading to turnover frequencies up to $18\,400\text{ h}^{-1}$.

After this work, the group of Tumas and Baker proposed a new alternative based on a biphasic system.²³ The association of scCO_2 with 1-butyl-3-methylimidazolium hexafluorophosphate as the ionic liquid allowed for the hydrogenation of CO_2 and the trapping of the formate ion by amines, catalyzed by $\text{RuCl}_2(\text{dppe})_2$, to yield the corresponding formamides under 55 bar of H_2 and 221 bar of scCO_2 at $80\text{ }^\circ\text{C}$. Excellent selectivity has been observed with di-*n*-propylamine reaching a TON of 110.

In 2001, the group of Ito reported the application of a new class of molybdenum-based catalysts in DMF synthesis (Table 1, entry 7).²⁴ Even though the catalytic productivity of this well-defined molybdenum-silyl/phosphorus catalyst with a TON of 115 (under CO_2/H_2 : 25/35 bar) is lower than those of other noble metals reported, the introduction of a noble metal-free system is highly desirable for such transformations. It is worth noting here that the molybdenum complex **1**, depicted in Scheme 4, reacts under 17 bar of CO_2 at room temperature yielding the formate complex **2**. The insertion of CO_2 into the Mo-H bond turned out to be reversible and **2** decarboxylates at $60\text{ }^\circ\text{C}$ in benzene. Furthermore, **2** proved to be



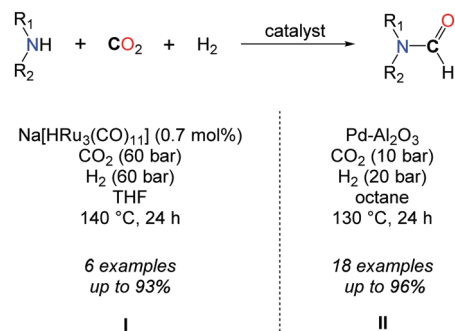
Scheme 4 Reversible insertion of CO_2 in the Mo-H bond of complex **1**.

active in the catalytic formation of DMF, suggesting that it could be a potential intermediate in the catalytic reaction pathway.

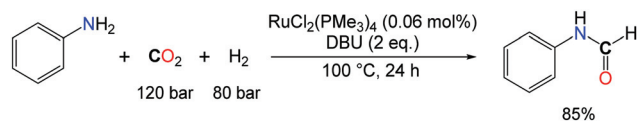
More recently, the group of Han disclosed a novel heterogeneous noble metal-free system.²⁵ A mixture of Cu-ZnO (3 : 2) allows for the synthesis of DMF starting from dimethylammonium dimethylcarbamate with a very good yield of 97% (Table 1, entry 8). The reactions were undertaken at $140\text{ }^\circ\text{C}$ for 6 h under 120 bar of an equimolar mixture of CO_2/H_2 .

Exploring the hydrogenation of CO_2 with noble metal-free catalysts, the group of Beller, Laurency and co-workers described an efficient iron-based system.⁶¹ The active iron catalyst is generated *in-situ* from $\text{Fe}(\text{BF}_4)_2 \cdot 6\text{H}_2\text{O}$ and PP_3 (tris[2-(diphenylphosphino)ethyl]phosphine) as a ligand. DMF was obtained in a very good yield (75%) with a TON of 727, after 20 h at $100\text{ }^\circ\text{C}$, in the presence of 60 bar of molecular hydrogen and 30 bar of CO_2 (Table 1, entry 9). Following this work, a novel cobalt catalyst ($\text{Co}(\text{BF}_4)_2 \cdot 6\text{H}_2\text{O}/\text{PP}_3$) was shown to exhibit an improved catalytic activity with a TON of 1308 for the production of DMF, using similar conditions (Table 1, entry 10).²⁶ In continuity, they presented later on a more efficient iron-based catalyst, with a new tetradentate ligand (PPAr_3 : tris(2-(diphenylphosphino)phenyl)phosphine) able to promote successfully the hydrogenation of CO_2 with H_2 (Table 1, entry 11). DMF as well as diethylformamide could be obtained with good to moderate yields and with TONs respectively of 5104 and 2114.²⁷

In parallel to the search for highly active catalysts in the formylation of amines with CO_2/H_2 , efforts were devoted to enlarging the scope of active amines in this transformation. In this respect, Süss-Fink *et al.* showed, in 1989, that the ruthenium clusters, *e.g.* $\text{Ru}_3(\text{CO})_{12}$, $[\text{HRu}_3(\text{CO})_{11}]^-$ and $[\text{H}_3\text{Ru}_4(\text{CO})_{12}]^-$ (0.7 mol%), were active under 60 bar of CO_2 and 60 bar of H_2 in THF at $140\text{ }^\circ\text{C}$ to convert piperidine, 3-methylpiperidine, pyrrolidine, heptamethylene imine, morpholine and piperazine to their formamides (Scheme 5, I).²⁸ Even though good selectivities as well as good yields could be obtained, lower TONs (down to 43) of the catalyst were observed. With a similar scope of amines, increased activity was noticed with $[\text{RuCl}_2(\text{dppe})_2]$, in the presence of supercritical CO_2 , with TONs ranging from 850 to 210 000, depending on the substrate and reaction conditions.²⁹



Scheme 5 Catalyzed formylation of amines using CO_2 and H_2 .



Scheme 6 Ru-promoted synthesis of formanilide from aniline.

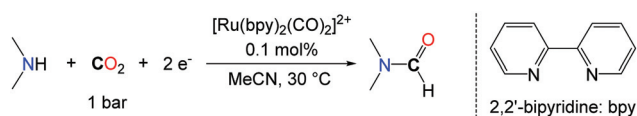
The low basicity of aromatic amines significantly hampers the rates for the hydrogenation of CO₂ and, in turn, the formylation of anilines with CO₂ and H₂ was found problematic. Interestingly, this limitation was circumvented by the group of Jessop with the use of extra bases.³⁰ Indeed, conversion of PhNH₂ to formanilide was achieved in 85% yield, using Noyori's system (RuCl₂(P(CH₃)₃)₄) at 100 °C for 10 h, in the presence of 2 molar equivalents of DBU (1,8-diazabicyclo[5.4.0]undec-7-ene) as the additional base (Scheme 6).

To the best of our knowledge, only a heterogeneous palladium based catalyst, recently developed by the group of Shi, allows for the formylation of both aromatic and aliphatic secondary amines using CO₂ in conjunction with H₂ at quite low pressures (CO₂/H₂: 10/20 bar) (Scheme 5, II).³¹ A key feature of this system is the design of discrete palladium species supported on aluminium oxide. A variety of secondary aliphatic amines were converted into their corresponding formamide derivatives in very good to excellent yields. The authors demonstrated that the system is reusable and consistently good yields could be obtained after three runs. Nevertheless, it is not general since anilines and primary amines were very poorly converted to the desired products under the reaction conditions.

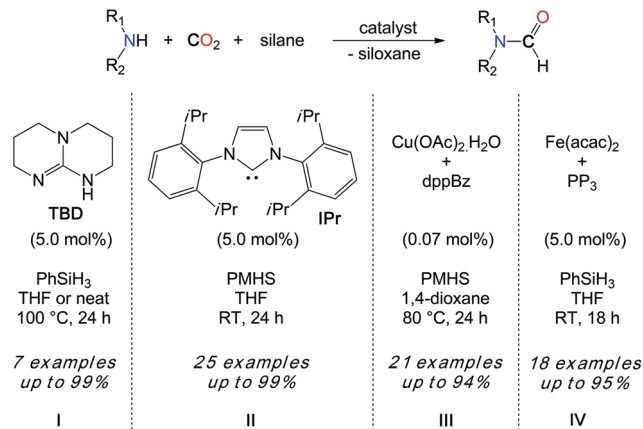
The search for alternative reductants able to promote the formylation of N–H bonds with CO₂ was motivated by the narrow scope encountered with H₂. In this respect, the group of Tanaka proposed a novel approach for the synthesis of DMF based on the use of the discrete ruthenium complex ([Ru(bpy)₂(CO)₂]²⁺) via the electrochemical reaction of CO₂ with a mixture of dimethylamine and dimethylamine hydrochloride (Me₂NH·HCl) with an efficiency of 21% with respect to DMF (Scheme 7).³²

The key of success of this system is the reactivity of DMA with the ruthenium carbonyl complex that leads to the formation of a carbamoyl complex ([Ru(bpy)₂(CO)C(O)NMe₂]⁺), which undergoes a two electron reduction to yield DMF.

The development of more general methodologies is of high interest to establish the synthetic utility of CO₂ as a C₁ building block in the formylation of amines. Hydrosilanes (R₃Si–H) and hydroboranes (R₂B–H) are excellent candidates for the reduction of CO₂ because the slightly polar and weaker Si–H and B–H bonds (bond dissociation energy (BDE) 92 kcal mol⁻¹



Scheme 7 Electrochemical synthesis of DMF.



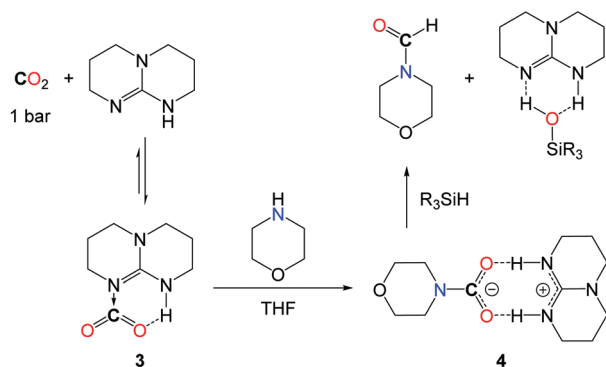
Scheme 8 Formylation of amines using CO₂ and hydrosilane reductants.

in SiH₄ and 99 kcal mol⁻¹ in BH₃) are easier to activate than the strong non-polar H–H bond (BDE 104 kcal mol⁻¹). These reductants could in principle enlarge the spectrum of active substrates. In this context, in 2011, our group reported a novel catalytic reaction to promote the formylation of N–H bonds, using CO₂ as a carbon source and hydrosilanes as reductants.³³

Interestingly, the kinetic advantage associated with the use of a hydrosilane reductant allows for the use of a metal-free system in the reduction of CO₂. In fact, TBD (1,5,7-triazabicyclo[7.4.0]dec-5-ene) (5.0 mol%) is able to convert secondary amines with good to excellent yields when the reactions are undertaken in THF at 100 °C, with PhSiH₃ (Scheme 8, I). Notably, the increased polarity of the solvent has a positive influence on the rate of the reaction and the best results were obtained in the absence of the solvent, where the polarity of the medium is augmented by the formation of the formamide product. While DMF was obtained in 80% yield from the carbamate [Me₂NCO₂][H₂NMe₂], the catalyst also enables the formylation of morpholine and diethylamine. Yet, primary amines such as *n*-hexylamine proved to be less reactive and aromatic primary amines are reluctant to formylation.

From a mechanistic perspective, preliminary stoichiometric transformations suggested that TBD is able to activate the CO₂ molecule to yield adduct **3** (Scheme 9).³⁴ In the presence of morpholine, **3** is transformed into salt **4** in which the carbamate anion is efficiently stabilized by the guanidinium cation TBDH⁺ through H-bonds. Reacting **4** with one equivalent of phenylsilane affords the formamide product, the silanol as a by-product and the active TBD base.³³ For comparison, alcohols (MeOH, *i*PrOH and PhCH₂OH) also react with **3** and the formation of the corresponding carbonate salt was observed. Unfortunately, the reduction of these carbonates to the alkylformates was not achieved and the alcohol function was released as silyl ether.

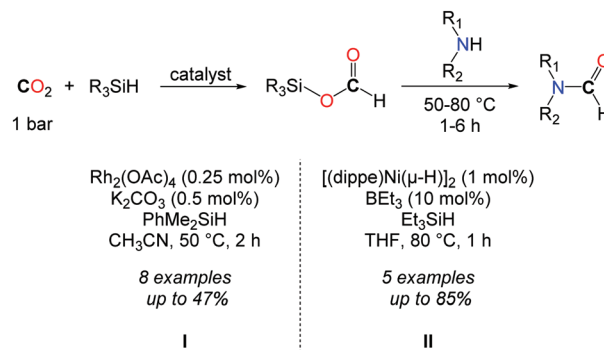
Importantly, Zhang, Ying *et al.* demonstrated in 2009 that N-heterocyclic carbenes (NHCs) were efficient catalysts in the hydrosilylation of CO₂ to methoxysilanes, also at room temp-



Scheme 9 Mechanistic investigation for the TBD-catalyzed formylation of morpholine.

erature.³⁵ Inspired by this seminal work, our group has demonstrated that NHCs are able to promote the formylation of a wide scope of N–H bonds, with CO₂ and hydrosilanes (Scheme 8, **II**).³⁶ Using IPr as the most reactive organocatalyst, primary and secondary amines were quantitatively converted to their formamides, at room temperature. Notably, both N–H bonds of aniline derivatives could be formylated and the transformation was also extended to more fragile substrates such as imines, hydrazines, hydrazones and N-heterocycles. Overall, IPr is about 2000 times more reactive than TBD and this increased catalytic activity enabled the use of less reactive hydrosilanes in the formylation reaction. In fact, polymethylhydrosiloxane (PMHS) is a highly attractive reductant in hydrosilylation chemistry, as it is a cost-efficient, non-toxic and air-stable by-product of the silicone industry. Importantly, PMHS proved to be an efficient reductant in the NHC-catalyzed formylation of N–H bonds with CO₂. More recently, a copper/diphosphine catalytic system has been developed by the group of Baba.³⁷ This system has the advantage of using an earth abundant metal catalyst, namely a 1:3 mixture of Cu(OAc)₂·H₂O and dppBz (dppBz: 1,2-bis(diphenylphosphino)benzene). With low catalyst loadings (<0.1 mol%), TONs up to 9000 could be achieved. Moreover, an atmospheric pressure of CO₂ (1 bar) was sufficient for the formylation of amines using PMHS as a reductant, at 80 °C (Scheme 8, **III**). Primary and secondary amines could be reacted in moderate to very good yields. Although our group has shown that Fe(acac)₂ supported by P(C₂H₄PPh₂)₃ is an efficient formylation catalyst at room temperature with 1 bar CO₂, this iron system is limited to PhSiH₃ and milder PMHS and TMSD hydrosilanes are unreactive under these conditions (Scheme 8, **IV**).³⁸

In 2013, the group of Mizuno followed a two step procedure to convert CO₂ to formamides (Scheme 10, **I**).³⁹ The hydrosilylation of CO₂ was first accomplished with dimethylphenylsilane, using a catalytic amount of Rh₂(OAc)₄ (0.25 mol%) and K₂CO₃ (0.5 mol%). The resulting formoxysilane was subsequently trapped by addition of an amine. Although this reaction afforded formamides in low to moderate yields, the two step strategy allowed for the formation of a secondary alcohol by replacing the amine with a Grignard reagent.

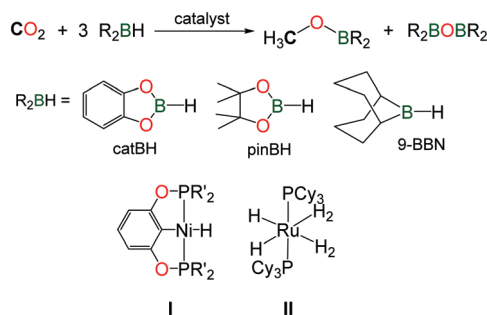


Scheme 10 Two-step procedure for the catalytic formylation of amines using CO₂ and hydrosilanes.

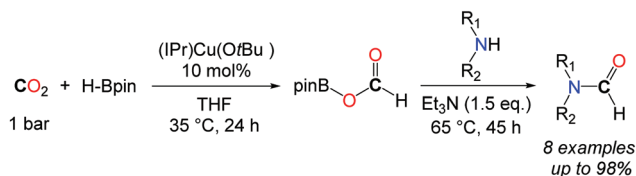
In continuity with the work of Mizuno, the group of Garcia reported afterwards a Ni-based catalyst for the hydrosilylation of CO₂.⁴⁰ [(dippe)Ni(μ-H)]₂ (dippe: 1,2-bis(diisopropylphosphino)ethane) was used in THF at 80 °C as a well-defined Ni-catalyst. In order to achieve higher activity towards the hydrosilylation of CO₂, catalytic amounts of a Lewis base (Et₃B, 10 mol%) were needed, so as to polarize the Si–H and/or the carbonyl C=O bonds. Under these conditions, formamides could be obtained in very good yields starting from primary amines (Scheme 10, **II**). Nevertheless, secondary amines proved to be much less reactive in this approach and the formylation of dibenzylamine was limited to 47%, after 5 h.

The reduction of CO₂ using hydroboranes (namely 9-BBN, pinBH and catBH) has been recently discovered by the group of Guan, using nickel(II) complexes supported by phosphine-pincer ligands (Scheme 11, **I**).⁴¹ In 2012, Sabo-Etienne, Bon-temp and co-workers reported an active ruthenium(II) hydride complex able to promote the same reaction and reaction intermediates such as formoxyboranes, formaldehyde and a C₂-compound (pinBOCH₂COOH) were identified in the reduction of CO₂ to methoxyborane (Scheme 11, **II**).⁴² Remarkably, the authors were able to trap the transient formaldehyde intermediate with the bulky 2,6-bis(diisopropyl)aniline to afford the corresponding imine (2,6-iPr₂-C₆H₃)N=CH₂.⁴³

In this context, Shintani and Nozaki showed that hydroboranes could serve as efficient reductants for the formylation of amines with CO₂, albeit within a two-step strategy.⁴⁴ Thus, a



Scheme 11 Reported catalysts for the reduction of CO₂ to methanol using hydroboranes.

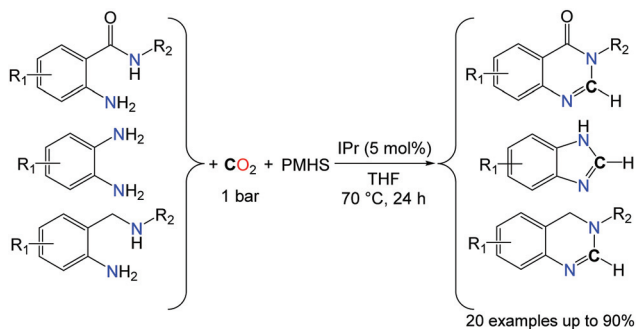


Scheme 12 Formylation of amine via a catalytic hydroboration of CO₂.

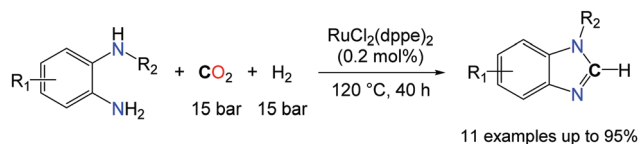
NHC/Cu^I system has been successfully employed for the mono formylation of primary as well as secondary amines in very good to excellent isolated yields (Scheme 12). The system relies on the use of pinacolborane in addition to the discrete IPrCu(OtBu) complex, present in 10 mol%. The reactions were carried out in THF at 35 °C for 24 h followed by the addition of the amine in the presence of an additional base (NEt₃). The corresponding formamides were obtained after 45 h at 65 °C.

3. Synthesis of formamidine derivatives using CO₂

In the search for novel catalytic processes able to utilize CO₂ as a C₁ building block in organic synthesis, the complete deoxygenation of CO₂ is of interest to access non-carbonyl compounds. Indeed, the scope of chemical functions available from CO₂ is mostly limited to molecules in which at least one C–O bond from CO₂ is retained and the complete reduction of CO₂ to CH₄ is one of the rare catalytic processes able to promote the deoxygenation of CO₂.⁴⁵ The recent success obtained for the conversion of CO₂ to formamides, under mild conditions, enabled the utilization of this transformation in cascade strategies. Indeed, formamide derivatives can act as electrophiles and, for example, the condensation of a primary amine RNH₂ to a formamide R'₂NCHO is a route to the synthesis of formamidines RN=C(H)NR'₂, in the presence of hard drying agents, such as phosphorus oxychloride, trifluoroacetic anhydride and thionyl chloride. In 2013, our group and the group of Liu demonstrated independently that, starting from *o*-phenylenediamines, benzimidazoles were formed by two different catalytic systems (Schemes 13 and 14).⁴⁶



Scheme 13 Synthesis of formamidine derivatives using CO₂ and hydrosilanes as reductants.



Scheme 14 Synthesis of formamidine derivatives using CO₂ and H₂ as reductants.

Using the NHC-catalyzed formylation of amines with CO₂ and hydrosilanes, very good yields and selectivities could be achieved for the synthesis of benzimidazole rings, after the optimisation of the reaction temperature (70 °C instead of room temperature) in the presence of the PMHS as the reductant. The reactions were carried out in THF under 1 bar of CO₂ (Scheme 13).^{46a} It is noteworthy that the methodology is not limited to the formation of benzimidazole derivatives and 6-membered N-heterocyclic compounds could be obtained in good yields with anthranilamide and 2-aminobenzylamine derivatives. In fact, both amide and amine N–H bonds were found reactive in anthranilamides, leading to the formation of quinazolinones in the presence of CO₂ and PMHS. Similarly, 3,4-dihydroquinazoline heterocycles were synthesized from their corresponding 2-aminobenzylamines.

In contrast, Liu and co-workers capitalized on the formylation of N–H bonds with CO₂/H₂ as an entry to formamidine derivatives.^{46b} Utilizing RuCl₂(dppe)₂ (0.2 mol%) as a catalyst, benzimidazoles were formed in very good to excellent yields from *o*-phenylenediamines substituted with either electron withdrawing or donating groups. Nonetheless, the utilization of H₂ as a reductant comes with a kinetic prize and enables only the preparation of benzimidazoles. It also imposes harsh reaction conditions, as the catalytic transformation proceeds at 120 °C under elevated gas pressures (mixture of CO₂ and H₂: 150 bar). The intermolecular version of these transformations would be desirable to access formamidines from two equivalents of primary amines and CO₂, in the presence of a reductant. So far, hydrosilanes have appeared as the most promising reductant to tackle this challenge and *N,N'*-diphenyl-formamidine could be successfully obtained in 44% yield, from two equivalents of PhNH₂ in the presence of an atmosphere of CO₂ and 0.6 equiv. PhSiH₃, using 5.0 mol% TBD.^{46a} It is likely, however, that this transformation follows a different route as TBD is unable to convert aniline to its formamide. Given the recent developments in the successful reduction of urea derivatives to formamidines,⁴⁷ it is probable that TBD favours the formation of *N,N'*-diphenyl-urea which is consecutively reduced by the hydrosilane.

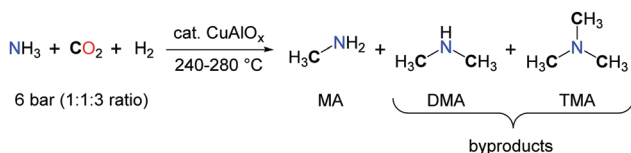
4. Methylation of N–H bonds with carbon dioxide

Among nitrogen organic chemicals featuring C₁ chemical groups, methylamines are the most reduced species with a N–CH₃ carbon atom in the –II oxidation state. Current methyl-

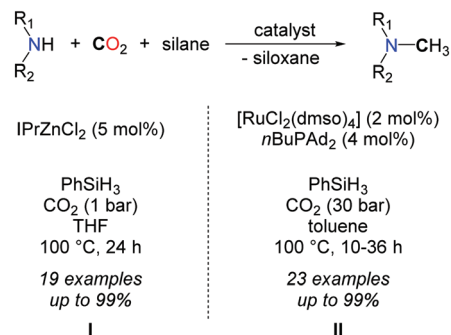
ation methodologies rely on the use of formaldehyde in the presence of a reductant for the formation of the N-CH₃ backbones and, in the laboratory, hazardous alkylating agents such as methyl iodide, dimethyl sulfate and dimethyl carbonate are preferred.⁴⁸ Utilizing CO₂ as a carbon source for the methylation of N-H bonds would therefore improve the sustainability of methylamines by providing an alternative route to their petrochemical synthesis.⁴⁹ Such a transformation requires the use of a mild reductant and an efficient catalyst able to promote the 6-electron reduction of CO₂ and facilitate the formation of a C-N bond. Early investigations on the synthesis of DMF from CO₂, H₂ and dimethylamine led to the observation of trimethylamine (TMA) as a side-product.¹⁷ The authors assumed that TMA resulted from the catalytic hydrogenation of DMF. Yet, as proposed by Vaska and co-workers, the scrambling of an alkyl group between two amine molecules or between an amine and an amide is possible and could account for the formation of TMA, upon reductive functionalization of CO₂ with Me₂NH and H₂.

In 1995, Baiker *et al.* reported the first synthesis of methylamines, in a fixed-bed microreactor, using a mixture of ammonia, H₂ and CO₂ and heterogeneous Cu/Al₂O₃ catalysts.⁵⁰ Nevertheless, very harsh reaction conditions were required, as the experiments were conducted between 240 and 280 °C under 6 bar of NH₃-CO₂-H₂ (ratio 1/1/3) (Scheme 15). The formation of methylamine (MA) is favoured at high temperatures together with the production of CO *via* the reverse water gas shift reaction. Importantly, the concentration of ammonia in the gas mixture has a significant impact on the selectivity and, at 240 °C, MA is favoured at high concentrations while low concentrations of NH₃ facilitate the accumulation of TMA.

Two plausible pathways were proposed for the catalytic mechanism depending on the carbon species involved in the formation of the C-N bond.⁵¹ Indeed, methanol, obtained by hydrogenation of CO₂, can undergo an amination step to afford the methylamine product and a molecule of water. Alternatively, a C⁰ intermediate corresponding to the adsorption of formaldehyde at the catalyst surface can account for the formation of an imine intermediate, which is readily hydrogenated to its methylamine. A subsequent work was devoted to testing various types of metal-alumina catalysts (Cu, Ag, Pt, Ni, Co, Fe), under the same reactions conditions, so as to improve the catalytic activities and selectivities.⁵² The best amine production rates were obtained with Cu-based catalysts. Cu-Mg-Al mixed oxides showed interesting activities in this reaction at 280 °C for the same gas composition.⁵³ While good selectivities were obtained in all cases for the formation of MA (>79%), the catalytic activity is directly controlled by the



Scheme 15 Methylation of ammonia catalyzed by a CuAlO_x catalyst.

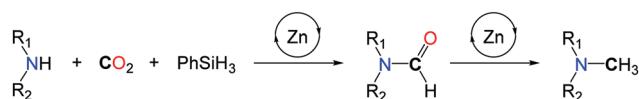


Scheme 16 Catalytic systems for the methylation of amines using CO₂ and hydrosilanes.

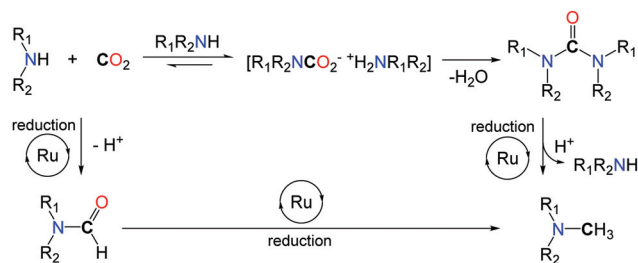
content of aluminium in the catalytic system. The rate of methylamine production is tripled when the molecular ratio of aluminium is increased from 25 to 33% in the catalyst (0.24 vs 0.67 mol kg_{cata}⁻¹ h⁻¹).

In 2013, our group demonstrated that replacing H₂ with a more polar hydrosilane reductant enables the methylation of a large scope of amines, under mild reaction conditions, namely with 1 to 5 bar CO₂ at 100 °C (Scheme 16, I).⁵⁴ Using a homogeneous system, based on a discrete NHC/Zn catalyst a variety of primary and secondary aromatic and aliphatic amines were successfully methylated, from CO₂ as the carbon source and PhSiH₃ as the reductant. The source of the extra methyl group was established unambiguously using ¹³C-labelled CO₂. While bare ZnCl₂ and ZnEt₂ salts showed a modest catalytic activity in the methylation of *N*-methylaniline, a set of NHCs, phosphines and *N*-heterocycles were screened as supporting ligands to enhance the catalytic activity and NHCs afforded the highest conversions. It is likely however that the carbene ligands increase the stability of the Zn catalyst rather than its activity, as it was recently demonstrated that ZnH₂ is efficiently stabilized using NHCs.⁵⁵

Preliminary mechanistic investigations were conducted so as to identify the main intermediates involved in the methylation reaction. Kinetic data and monitoring of the product distribution over time showed that formamides are the main intermediates. In fact, the Hammett correlation, studied for substituted *N*-methylaniline reagents, reveals that the mechanism involves two steps with opposite electronic demands at the nitrogen center. While the formylation of the N-H bond is favoured by electron-donating groups, the reduction of the resulting formamide is facilitated in the presence of electron-withdrawing groups on the aryl ring (Scheme 17). Notably, this mechanism is consistent with the known catalytic activity of zinc complexes in the hydrosilylation of amides.⁵⁶ As a result



Scheme 17 Proposed mechanism for the methylation of amines with IPrZnCl₂.



Scheme 18 Proposed mechanism for the Ru-catalyzed methylation of amines.

of this mechanism, secondary aliphatic amines are less reactive than aromatic amines and require longer reaction times (up to 72 h) to undergo the methylation of N–H bonds, because the hydrosilylation of the corresponding formamide is significantly slower.

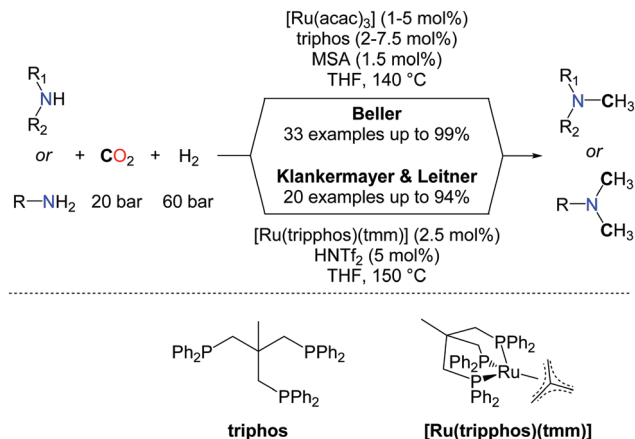
Shortly afterwards, an elegant procedure has been published by the group of Beller to promote the same reaction.⁵⁷ Once again hydrosilanes (namely PhSiH₃) were used as reductants in this case in association with the ruthenium complex RuCl₂(dmsO)₄ (2 mol%) and CataCXium®A as a ligand (*n*BuPAD₂, 4 mol%). Overall, the scope and reaction conditions are very similar to the zinc system and the reactions were carried out in toluene at 100 °C. 30 bar of CO₂ were required to obtain good to excellent yields with primary and secondary amines (Scheme 16, II). Moreover, the authors successfully demonstrated that their procedure enables the selective methylation of the amine function when amino alcohols are used. Indeed, *N*-methylphedrine was obtained in good yields (73%) and high selectivity (>7 : 1) starting from ephedrine.

Based on mechanistic investigations, the authors postulate two possible pathways (Scheme 18). The ruthenium(II) catalyst may follow a route analogous to the zinc system and promote, first, the formylation of the N–H bond, followed by reduction of the formamide with PhSiH₃. Alternatively, functionalization of CO₂ with two equivalents of the amine reagent can afford a urea derivative, under dehydrating conditions. Consecutive hydrosilylation promoted by the Ru catalyst results in the formation of the methylamine product.

In this context control experiments were performed, starting from 1,2-ethylenediamines, and the two pathways were found viable. Additionally, the catalyst developed for the methylation of amines showed a catalytic activity in the hydrosilylation of ureas, under the applied reaction conditions.

Searching for earth abundant catalysts for the reduction of CO₂, our group reported in 2014 the first iron catalysts able to promote the hydrosilylation of carbon dioxide. In the presence of P(C₂H₄PPh₂)₃ as a supporting ligand, Fe(acac)₂ catalyzes the formylation of amines with PhSiH₃ and 1 bar CO₂ at room temperature while it facilitates the methylation of aniline derivatives at 100 °C.³⁸

The use of H₂ as a reductant for the methylation of amines with CO₂ is highly desirable for large scale applications and the production of bulk chemicals from CO₂. Yet, beyond the

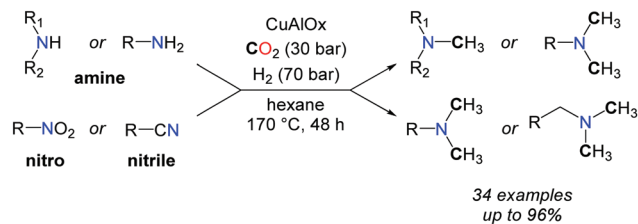


Scheme 19 Ru-catalyzed methylation of amines using H₂ and CO₂.

promising results obtained by the Baiker group (*vide supra*), efficient catalysts able to promote the methylation of a large scope of N–H bonds have remained elusive, until very recently. In 2013, Klankermayer *et al.* and Beller *et al.* reported independently the first homogeneous catalysts able to convert amines to methylamines using CO₂/H₂ as a source of the N–CH₃ group (Scheme 19).⁵⁸ The two catalytic systems are very similar and rely on ruthenium triphosphine complexes activated by a catalytic amount of an acid, using the same ratio of CO₂ and hydrogen (20/60 bar). The reactions for the mono or double methylations starting from secondary and primary amines are performed at nearly the same temperature (140–150 °C). Based on detailed mechanistic investigations, Klankermayer and Leitner developed over the last years a highly efficient molecular system, in catalytic reduction chemistry, consisting of the activation of a well-defined (triphos)Ru(tmm) (tmm=trimethylenemethane) complex by an acid co-catalyst such as trifluoromethanesulfonimide (HNTf₂). This system showed a very good catalytic activity in the methylation of amines with CO₂/H₂.⁵⁹

In the system developed by Beller and co-workers, Ru(acac)₂ mixed with triphos(1,1,1-tris(diphenylphosphinomethyl)ethane) as the ligand is used in the presence of catalytic amounts of methanesulfonic acid (MSA, 1.5 mol%) to obtain the methylated amines in good to excellent yields (Scheme 19). Notably, several other ligands were tested under the same reaction conditions but only traces of the product were observed. Moreover the mono-methylation of amines could be achieved in the system developed by Beller by taking advantage of the electronic and steric hindrance of substituted anilines.

From a mechanistic perspective, both groups conclude that a sequential formylation/amide reduction is the most favourable route in the methylation reaction, and the formation of formamide intermediates was clearly demonstrated. As a consequence, aliphatic amines exhibit a lower reactivity than aromatic amines, presumably because the reduction of the corresponding formamide intermediate is more difficult, in the absence of an aromatic substituent. However, the Beller's group found that replacing the acid promoter with LiCl salt, together with increased catalyst loadings, enabled the quanti-



Scheme 20 Methylation of amines with a heterogeneous CuAlO_x system.

tative bismethylation of aliphatic primary amines, such as benzylamine. In parallel, Klankermayer *et al.* successfully demonstrated the tandem hydrogenation and N-methylation of acetanilide yielding the unsymmetrical methyl/alkyl anilines. The chemoselectivity of the reaction was investigated and the mono-methylation of diamines shows promising selectivity. Despite the reductive conditions, the methylation of primary anilines is tolerant to ether, ester, hydroxyl, and carbon-halogen functionalities. Nonetheless, C=C double bonds might be reduced under the applied conditions, depending on the substitution scheme of the unsaturation. Indeed, Klankermayer *et al.* observed that the C=C bond in indole is hydrogenated upon methylation. In contrast, Beller's system enables methylation of nortriptyline, leaving the trisubstituted olefin untouched, and this latter reaction was utilized for the synthesis of ^{13}C -labelled amitriptyline from $^{13}\text{CO}_2$.

More recently, the group of Shi reported a CuAlO_x catalyst able to promote the methylation of amines with CO_2 and H_2 , albeit with high catalyst loadings.⁶⁰ Primary and secondary aromatic and aliphatic amines as well as nitriles and nitroarenes were converted to methylamines, at elevated temperatures (up to 170 °C) and pressures (H_2/CO_2 : 60–70/30 bar) (Scheme 20).

5. Conclusions and outlook

The utilization of amines as bases to facilitate the hydrogenation of CO_2 to formates led to the recognition that CO_2 could serve as a C_1 building block for the formylation of N–H bonds. Developed in the 1980s, this reaction has been mostly utilized for the conversion of dimethylamine to DMF and its scope remained quite limited, despite the design of novel metal catalysts. In 2012, the use of hydrosilanes in the formylation of amines with CO_2 was unveiled. The hydrosilane reductant exhibits a kinetic advantage over H_2 and enables the formylation of a wide scope of amines with organic catalysts working at room temperature and 1 bar CO_2 . Hydrosilanes and hydroboranes have a limited availability and must be utilized as non-renewable stoichiometric reagents. Nevertheless, they possess a mild reduction potential well-suited for CO_2 reduction and they exhibit an increased chemoselectivity with respect to H_2 . This chemical behaviour allowed for the design of novel processes to promote the complete deoxygenation of CO_2 to formamidine and methylamine derivatives, and the

H_2 -versions of these transformations were unveiled shortly afterwards, using ruthenium catalysts. Overall, while organic ureas were privileged targets for CO_2 conversion with amines, the reductive functionalization of CO_2 has significantly opened the spectrum of nitrogen compounds available from this oxidized carbon feedstock.

Future efforts will surely concern the design of novel catalysts based on earth abundant metal ions or organic molecules, with the aim of increasing the catalytic activity of these new transformations, at mild temperature and pressure. A better understanding of the mechanisms at play in the reductive functionalization of CO_2 is a venue to explore, and to facilitate the design of next generation catalysts. Such knowledge would also help improve the chemo-selectivity of the reduction of CO_2 , as the presence of reducible chemical groups, such as aldehydes and ketones, has been problematic so far. Nonetheless, these efforts are motivated by the number of potential applications involving these novel reactions. While the conversion of $\text{NH}_3\text{--CO}_2\text{--H}_2$ mixtures could provide meaningful alternatives to the production of bulk chemicals such as methylamine, dimethylamine, trimethylamine, and their formamide derivatives, these technologies will also be relevant in the synthesis of fine chemicals. Although challenging, ^{11}C and ^{14}C labelled molecules are important targets, as $^{11}\text{CO}_2$ and $^{14}\text{CO}_2$ are the primary sources of these C-isotopes and N-CHO, N-CH=N and N- CH_3 backbones are commonly found in nitrogen heterocycles and bioactive compounds.

Acknowledgements

For financial support of this work, we acknowledge the CEA, CNRS, ADEME, the CHARMMMAT Laboratory of Excellence and the European Research Council (ERC Starting Grant Agreement n.336467). T.C. thanks the Foundation Louis D. – Institut de France for its formidable support.

Notes and references

- 1 *Carbon Dioxide: Projected emissions and concentrations*, International Panel on Climate Change, 2013.
- 2 (a) P. Markewitz, W. Kuckshinrichs, W. Leitner, J. Linssen, P. Zapp, R. Bongartz, A. Schreiber and T. E. Muller, *Energy Environ. Sci.*, 2012, **5**, 7281; (b) D. Stolten and V. Scherer, *Efficient Carbon Capture for Coal Power Plants*, Wiley-VCH, 2011.
- 3 *Tracking industrial energy efficiency and CO2 emissions International Energy Agency*, Paris, France, 2007.
- 4 (a) M. Aresta, *Carbon Dioxide as Chemical Feedstock*, Wiley-VCH, Weinheim, 2010; (b) K. Huang, C.-L. Sun and Z.-J. Shi, *Chem. Soc. Rev.*, 2011, **40**, 2435; (c) T. Sakakura, J.-C. Choi and H. Yasuda, *Chem. Rev.*, 2007, **107**, 2365; (d) D. J. Darensbourg, *Chem. Rev.*, 2007, **107**, 2388; (e) T. Sakakura and K. Kohno, *Chem. Commun.*, 2009, 1312;

- (f) I. Omae, *Coord. Chem. Rev.*, 2012, **256**, 1384; (g) Y. Tsuji and T. Fujihara, *Chem. Commun.*, 2012, **48**, 9956.
- 5 Z. Z. Yang, L. N. He, J. Gao, A. H. Liu and B. Yu, *Energy Environ. Sci.*, 2012, **5**, 6602.
- 6 (a) E. E. Benson, C. P. Kubiak, A. J. Sathrum and J. M. Smieja, *Chem. Soc. Rev.*, 2009, **38**, 89; (b) W. Wang, S. Wang, X. Ma and J. Gong, *Chem. Soc. Rev.*, 2011, **40**, 3703; (c) R. E. Rodriguez-Lugo, M. Trincado, M. Vogt, F. Tewes, G. Santiso-Quinones and H. Grutzmacher, *Nat. Chem.*, 2013, **5**, 342; (d) M. Nielsen, E. Alberico, W. Baumann, H. J. Drexler, H. Junge, S. Gladiali and M. Beller, *Nature*, 2013, **495**, 85; (e) N. MacDowell, N. Florin, A. Buchard, J. Hallett, A. Galindo, G. Jackson, C. S. Adjiman, C. K. Williams, N. Shah and P. Fennell, *Energy Environ. Sci.*, 2010, **3**, 1645; (f) P. G. Jessop, T. Ikariya and R. Noyori, *Chem. Rev.*, 1995, **95**, 259; (g) W. Leitner, *Angew. Chem., Int. Ed. Engl.*, 1995, **34**, 2207; (h) A. Boddien, D. Mellmann, F. Gartner, R. Jackstell, H. Junge, P. J. Dyson, G. Laurenczy, R. Ludwig and M. Beller, *Science*, 2011, **333**, 1733; (i) C. Federsel, A. Boddien, R. Jackstell, R. Jennerjahn, P. J. Dyson, R. Scopelliti, G. Laurenczy and M. Beller, *Angew. Chem., Int. Ed.*, 2010, **49**, 9777; (j) R. Tanaka, M. Yamashita and K. Nozaki, *J. Am. Chem. Soc.*, 2009, **131**, 14168; (k) K. Mori, H. Yamashita and M. Anpo, *RSC Adv.*, 2012, **2**, 3165; (l) E. Balaraman, Y. Ben-David and D. Milstein, *Angew. Chem., Int. Ed.*, 2011, **50**, 11702; (m) E. Balaraman, C. Gunanathan, J. Zhang, L. J. W. Shimon and D. Milstein, *Nat. Chem.*, 2011, **3**, 609; (n) R. W. Dorner, D. R. Hardy, F. W. Williams and H. D. Willauer, *Energy Environ. Sci.*, 2010, **3**, 884.
- 7 E. A. Quadrelli, G. Centi, J. L. Duplan and S. Perathoner, *Chemsuschem*, 2011, **4**, 1194.
- 8 Carbon Recycling International, 2014. See <http://www.carbonrecycling.is>.
- 9 R. W. Dorner, D. R. Hardy, F. W. Williams and H. D. Willauer, *Catal. Commun.*, 2011, **15**, 88.
- 10 (a) P. Braunstein, D. Matt and D. Nobel, *Chem. Rev.*, 1988, **88**, 747; (b) K. Huang, C. L. Sun and Z. J. Shi, *Chem. Soc. Rev.*, 2011, **40**, 2435.
- 11 S. Ding and N. Jiao, *Angew. Chem., Int. Ed.*, 2012, **51**, 9226.
- 12 H. Bipp and H. Kieczka, Formamides, in *Ullmann's Encyclopedia of Industrial Chemistry*, Wiley-VCH, 2000.
- 13 M. W. Farlow and H. Adkins, *J. Am. Chem. Soc.*, 1935, **57**, 2222.
- 14 P. Haynes, L. H. Slauch and J. F. Kohnle, *Tetrahedron Lett.*, 1970, **11**, 365.
- 15 K. Kudo, H. Phala, N. Sugita and Y. Takezaki, *Chem. Lett.*, 1977, 1495.
- 16 Y. Morimoto, Y. Fujiwara, H. Taniguchi, Y. Hori and Y. Nagano, *Tetrahedron Lett.*, 1986, **27**, 1809.
- 17 (a) S. Schreiner, J. Y. Yu and L. Vaska, *Inorg. Chim. Acta*, 1988, **147**, 139; (b) S. Schreiner, J. Y. Yu and L. Vaska, *J. Chem. Soc., Chem. Commun.*, 1988, 602.
- 18 L. Vaska, S. Schreiner, R. A. Felty and J. Y. Yu, *J. Mol. Catal.*, 1989, **52**, L11.
- 19 P. G. Jessop, Y. Hsiao, T. Ikariya and R. Noyori, *J. Am. Chem. Soc.*, 1994, **116**, 8851.
- 20 P. G. Jessop, Y. Hsiao, T. Ikariya and R. Noyori, *J. Am. Chem. Soc.*, 1996, **118**, 344.
- 21 O. Krocher, R. A. Koppel and A. Baiker, *Chem. Commun.*, 1997, 453.
- 22 (a) O. Kröcher, R. A. Köppel and A. Baiker, *J. Mol. Catal. A: Chem.*, 1999, **140**, 185; (b) O. Krocher, R. A. Koppel, M. Froba and A. Baiker, *J. Catal.*, 1998, **178**, 284; (c) L. Schmid, M. Rohr and A. Baiker, *Chem. Commun.*, 1999, 2303.
- 23 F. Liu, M. B. Abrams, R. T. Baker and W. Tumas, *Chem. Commun.*, 2001, 433.
- 24 M. Minato, D. Y. Zhou, K. Sumiura, R. Hirabayashi, Y. Yamaguchi and T. Ito, *Chem. Commun.*, 2001, 2654.
- 25 J. Liu, C. Guo, Z. Zhang, T. Jiang, H. Liu, J. Song, H. Fan and B. Han, *Chem. Commun.*, 2010, **46**, 5770.
- 26 C. Federsel, C. Ziebart, R. Jackstell, W. Baumann and M. Beller, *Chem. – Eur. J.*, 2012, **18**, 72.
- 27 C. Ziebart, C. Federsel, P. Anbarasan, R. Jackstell, W. Baumann, A. Spannenberg and M. Beller, *J. Am. Chem. Soc.*, 2012, **134**, 20701.
- 28 G. Süß-Fink, M. Langenbahn and T. Jenke, *J. Organomet. Chem.*, 1989, **368**, 103.
- 29 (a) L. Schmid, A. Canonica and A. Baiker, *Appl. Catal., A*, 2003, **255**, 23; (b) L. Schmid, M. Schneider, D. Engel and A. Baiker, *Catal. Lett.*, 2003, **88**, 105.
- 30 P. Munshi, D. J. Heldebrant, E. P. McKoon, P. A. Kelly, C. C. Tai and P. G. Jessop, *Tetrahedron Lett.*, 2003, **44**, 2725.
- 31 X. Cui, Y. Zhang, Y. Deng and F. Shi, *Chem. Commun.*, 2014, **50**, 189.
- 32 H. Ishida, H. Tanaka, K. Tanaka and T. Tanaka, *Chem. Lett.*, 1987, 597.
- 33 C. Das Neves Gomes, O. Jacquet, C. Villiers, P. Thuéry, M. Ephritikhine and T. Cantat, *Angew. Chem., Int. Ed.*, 2012, **51**, 187.
- 34 C. Villiers, J. P. Dognon, R. Pollet, P. Thuery and M. Ephritikhine, *Angew. Chem., Int. Ed.*, 2010, **49**, 3465.
- 35 S. N. Riduan, Y. Zhang and J. Y. Ying, *Angew. Chem., Int. Ed.*, 2009, **48**, 3322.
- 36 O. Jacquet, C. Das Neves Gomes, M. Ephritikhine and T. Cantat, *J. Am. Chem. Soc.*, 2012, **134**, 2934.
- 37 K. Motokura, N. Takahashi, D. Kashiwame, S. Yamaguchi, A. Miyaji and T. Baba, *Catal. Sci. Technol.*, 2013, **3**, 2392.
- 38 X. Frogneux, O. Jacquet and T. Cantat, *Catal. Sci. Technol.*, 2014, **4**, 1529.
- 39 S. Itagaki, K. Yamaguchi and N. Mizuno, *J. Mol. Catal. A: Chem.*, 2013, **366**, 347.
- 40 L. González-Sebastián, M. Flores-Alamo and J. J. García, *Organometallics*, 2013, **32**, 7186.
- 41 S. Chakraborty, J. Zhang, J. A. Krause and H. Guan, *J. Am. Chem. Soc.*, 2010, **132**, 8872.
- 42 (a) S. Bontemps, L. Vendier and S. Sabo-Etienne, *Angew. Chem., Int. Ed.*, 2012, **51**, 1671; (b) S. Bontemps and S. Sabo-Etienne, *Angew. Chem., Int. Ed.*, 2013, **52**, 10253.

- 43 S. Bontemps, L. Vendier and S. Sabo-Etienne, *J. Am. Chem. Soc.*, 2014, **136**, 4419.
- 44 R. Shintani and K. Nozaki, *Organometallics*, 2013, **32**, 2459.
- 45 (a) A. A. Peterson and J. K. Nørskov, *J. Phys. Chem. Lett.*, 2012, **3**, 251; (b) C. Oloman and H. Li, *ChemSusChem*, 2008, **1**, 385; (c) T. Matsuo and H. Kawaguchi, *J. Am. Chem. Soc.*, 2006, **128**, 12362; (d) A. Berkefeld, W. E. Piers and M. Parvez, *J. Am. Chem. Soc.*, 2010, **132**, 10660; (e) S. Park, D. Bézier and M. Brookhart, *J. Am. Chem. Soc.*, 2012, **134**, 11404; (f) M. Khandelwal and R. J. Wehmschulte, *Angew. Chem., Int. Ed.*, 2012, **51**, 7323; (g) P. G. Jessop, F. Joo and C. C. Tai, *Coord. Chem. Rev.*, 2004, **248**, 2425.
- 46 (a) O. Jacquet, C. Das Neves Gomes, M. Ephritikhine and T. Cantat, *ChemCatChem*, 2013, **5**, 117; (b) B. Yu, H. Zhang, Y. Zhao, S. Chen, J. Xu, C. Huang and Z. Liu, *Green Chem.*, 2013, **15**, 95.
- 47 J. Pouessel, O. Jacquet and T. Cantat, *ChemCatChem*, 2013, **5**, 3552.
- 48 (a) W. Eschweiler, *Ber. Dtsch. Chem. Ges.*, 1905, 880; (b) H. T. Clarke, H. B. Gillespie and S. Z. Weisshaus, *J. Am. Chem. Soc.*, 1933, **55**, 4571; (c) E. Farkas and C. J. Sunman, *J. Org. Chem.*, 1985, **50**, 1110; (d) F. Fache, L. Jacquot and M. Lemaire, *Tetrahedron Lett.*, 1994, **35**, 3313; (e) J. R. Harding, J. R. Jones, S.-Y. Lu and R. Wood, *Tetrahedron Lett.*, 2002, **43**, 9487.
- 49 A. Tlili, X. Frogneux, E. Blondiaux and T. Cantat, *Angew. Chem., Int. Ed.*, 2014, **53**, 2543.
- 50 S. V. Gredig, R. A. Koeppel and A. Baiker, *J. Chem. Soc., Chem. Commun.*, 1995, 73.
- 51 S. V. Gredig, R. Koeppel and A. Baiker, *Catal. Today*, 1996, **29**, 339.
- 52 S. V. Gredig, R. Koeppel and A. Baiker, *Appl. Catal., A*, 1997, **162**, 249.
- 53 S. M. Auer, S. V. Gredig, R. A. Köppel and A. Baiker, *J. Mol. Catal. A: Chem.*, 1999, **141**, 193.
- 54 O. Jacquet, X. Frogneux, C. Das Neves Gomes and T. Cantat, *Chem. Sci.*, 2013, **4**, 2127.
- 55 A. Rit, T. P. Spaniol, L. Maron and J. Okuda, *Angew. Chem., Int. Ed.*, 2013, **52**, 4664.
- 56 (a) S. Das, D. Addis, K. Junge and M. Beller, *Chem. – Eur. J.*, 2011, **17**, 12186; (b) S. Das, D. Addis, S. Zhou, K. Junge and M. Beller, *J. Am. Chem. Soc.*, 2010, **132**, 1770.
- 57 Y. Li, X. Fang, K. Junge and M. Beller, *Angew. Chem., Int. Ed.*, 2013, **52**, 9568.
- 58 (a) Y. Li, I. Sorribes, T. Yan, K. Junge and M. Beller, *Angew. Chem., Int. Ed.*, 2013, **52**, 12156; (b) K. Beydoun, T. vom Stein, J. Klankermayer and W. Leitner, *Angew. Chem., Int. Ed.*, 2013, **52**, 9554.
- 59 (a) S. Wesselbaum, T. vom Stein, J. Klankermayer and W. Leitner, *Angew. Chem., Int. Ed.*, 2012, **51**, 7499; (b) J. Coetzee, D. L. Dodds, J. Klankermayer, S. Brosinski, W. Leitner, A. M. Z. Slawin and D. J. Cole-Hamilton, *Chem. – Eur. J.*, 2013, **19**, 11039; (c) A. A. Nunez Magro, G. R. Eastham and D. J. Cole-Hamilton, *Chem. Commun.*, 2007, 3154; (d) F. M. A. Geilen, B. Engendahl, A. Harwardt, W. Marquardt, J. Klankermayer and W. Leitner, *Angew. Chem. Int., Ed.*, 2010, **49**, 5510; (e) F. M. A. Geilen, B. Engendahl, M. Holscher, J. Klankermayer and W. Leitner, *J. Am. Chem. Soc.*, 2011, **133**, 14349.
- 60 X. J. Cui, X. C. Dai, Y. Zhang, Y. Q. Deng and F. Shi, *Chem. Sci.*, 2014, **5**, 649.