



HAL
open science

Implementation of path following techniques into the finite element code LAGAMINE. Part II: Material non linearity

Panagiotis Kotronis, Frédéric Collin, Robert Charlier

► To cite this version:

Panagiotis Kotronis, Frédéric Collin, Robert Charlier. Implementation of path following techniques into the finite element code LAGAMINE. Part II: Material non linearity. [Research Report] Internal report GEO3, ArGEnCo. 2009. hal-01185056

HAL Id: hal-01185056

<https://hal.science/hal-01185056>

Submitted on 19 Aug 2015

HAL is a multi-disciplinary open access archive for the deposit and dissemination of scientific research documents, whether they are published or not. The documents may come from teaching and research institutions in France or abroad, or from public or private research centers.

L'archive ouverte pluridisciplinaire **HAL**, est destinée au dépôt et à la diffusion de documents scientifiques de niveau recherche, publiés ou non, émanant des établissements d'enseignement et de recherche français ou étrangers, des laboratoires publics ou privés.

Internal report *GEO*³, ArGenCo, May 2009

**IMPLEMENTATION OF PATH FOLLOWING TECHNIQUES
INTO THE FINITE ELEMENT CODE LAGAMINE
PART II: MATERIAL NON LINEARITY**

P. KOTRONIS, F. COLLIN, AND R. CHARLIER

ABSTRACT. This short report concerns the second part of the work performed in ArGenCo in order to implement advanced incremental-iterative solution techniques into the finite element code LAGAMINE for geometrical and physical non-linear problems. More specifically, it deals with the implementation of a convergence criterion suitable for material non linearity and the validation of the approach on a Brazilian test on a concrete specimen.

1. INTRODUCTION

During the previous visit of the first of the authors in the ArGenCo departement (Mars and May 05), a detailed report was written on existing advanced incremental iterative solution techniques for geometrically and physically non-linear problems, [10]. After a theoretical presentation of different path following techniques, a general algorithm and details about the specific implementation into the finite element code LAGAMINE were given. Challenging examples, mainly dealing with geometrically non linear phenomena, were used to validate the approach.

This second part of the report deals with the implementation of a convergence criterion suitable for physical (material) non linearity. The performance of the approach is validated using a Brazilian test on a concrete specimen.

2. CONVERGENCE CRITERION

For geometrically non linear problems, the determinant criterion was chosen in our first report, [10]. More specifically, one has to store the sign of the determinant of the stiffness matrix at the end of each step and to look the existence of a negative pivot in the triangularization of the global stiffness matrix at the beginning of the new increment. This is an indicator that the determinant of the tangent stiffness matrix changes sign and that a critical point has been overcome.

However, the determinant criterion was not found to work properly for material non linear problems. As mentioned in [8], this criterion is not adequate when multiple negative eigenvalues exist (i.e., in the presence of bifurcation points). In that case, the code will oscillate about this bifurcation point.

For material non linear problems, Bergan [3] suggested that a change in the sign should occur upon reversal of the sign of the incremental work. According to [9], if all increments would be infinitely small and if no bifurcation points are present on

Key words and phrases. arc-length method, snap-back, snap-through, bifurcation, non-uniqueness, geometrically and physically non-linear analysis, path following technique, automated solution control.

Panagiotis KOTRONIS is grateful for the FNRS (Fonds National pour la Recherche Scientifique - Belgium) research fellowship obtained for his visit (January - April 09) at the department ArGenCo of the University of Liège.

the loading path, the incremental work criterion coincides with the appearance of a negative determinant of the tangent stiffness matrix. In [7] however, it is mentioned that the external work sign is deficient in the vicinity of displacement limit points, while the determinant criterion is not. On the basis of the two previous criteria, the following proposal to determine the proper sign of the load estimator is proposed in [2].

$$(2.1) \quad \lambda_i^1 = +|\lambda_i^1| \quad \text{if} \quad \{\Delta\delta_a\}_{i-1}^{conv} \{\delta_I\}_i^1 \geq 0$$

$$(2.2) \quad \lambda_i^1 = -|\lambda_i^1| \quad \text{if} \quad \{\Delta\delta_a\}_{i-1}^{conv} \{\delta_I\}_i^1 < 0$$

$\{\Delta\delta_a\}_{i-1}^{conv}$ is the accumulated converged incremental displacement vector of the previous step, $\{\delta_I\}_i^1$ the ‘tangent’ displacements for this load step and λ_i^1 the load increment factor (for more details see [10]). This criterion is introduced into LAGAMINE.

The effectiveness of the criterion was confirmed in [17]. However, criteria based on the sign of the incremental work seem to be insensitive (do not respond) to bifurcation according to [8]...

The Euclidean norm of the increment in displacements and forces is used in standard arc-length techniques. As mentioned in [15] and [16], this is not always adequate as it provides a measure of the increment of the solution which is too ‘global’ in contrast with the localized nature of the failure mechanisms. One has to be able to choose another more ‘local’ measure, as the maximum strain increment or the displacements of some specific nodes. The latter is also implemented in LAGAMINE.

3. VALIDATION: BRAZILIAN TEST

The Brazilian test is often used to determine the tensile strength of concrete. As described in [15] and [16], a cylindrical specimen is loaded along a diametral plane, Figure 1. The ideal expected failure mechanism is the splitting of the specimen into two halves along the loading plane, [14], Figure 2.

The finite element mesh used for the calculation is composed of 1718 second gradient elements, [4], [5], [6]. A classical damage constitutive law is used for concrete [11], [12], able to take into account its asymmetric behavior under tension and compression. The behavior of the steel plate is taken linear elastic. Specific geometrical and material parameters are given in Table 1.

Figure 3 presents the applied vertical load versus the vertical displacement of the bearing strip. structural response. Numerical results presents a severe snap-back response and a damage evolution that starts at the center of the specimen and propagates along the loading plane.

4. CONCLUSIONS-PERSPECTIVES

A convergence criterion suitable for material non linearity problems has been introduced into the finite element code LAGAMINE. Using a local second gradient model, implementation is tested on a Brazilian test on a cylindrical concrete specimen. This first validation test is successful in terms of global but also local results. However, further validation tests are necessary ...

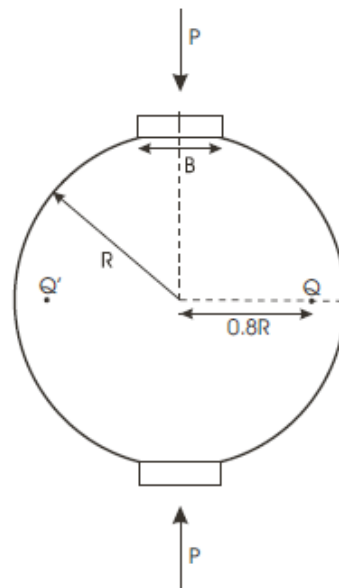


FIGURE 1. *Brazilian test: specimen of radius R and bearing strip of width B . After [15].*

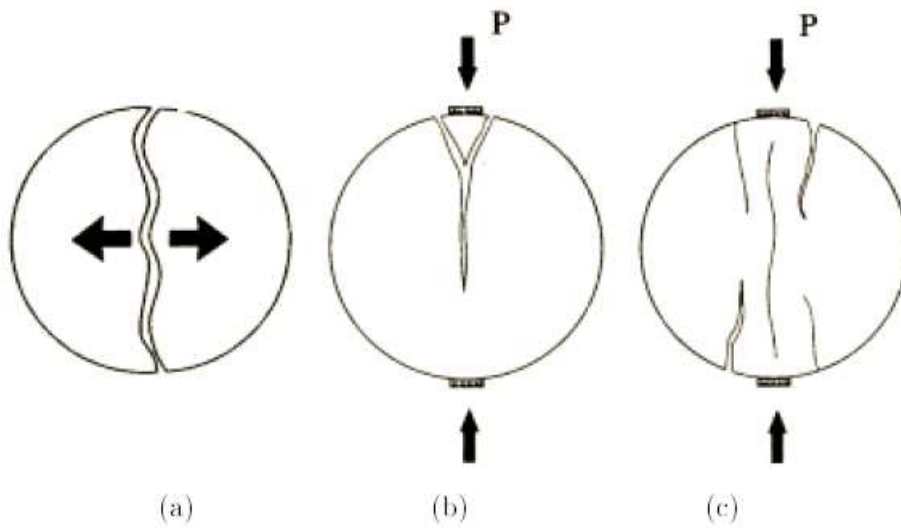
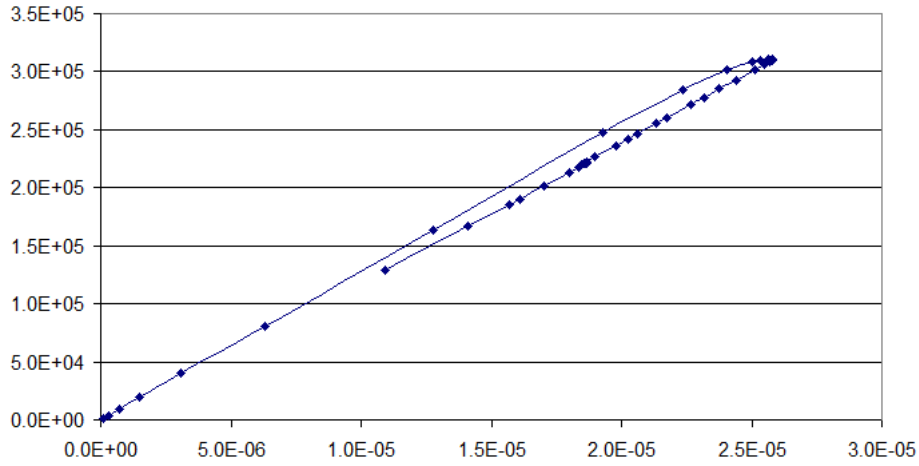


FIGURE 2. *Failure modes in the Brazilian test: (a) ideal single crack splitting along the loading plane; (b) failure mode with wedge formation under the bearing strips; (c) failure mode with primary and secondary crack formations. After [14].*

TABLE 1. Geometry and material parameters.

<i>Parameter</i>	<i>Symbol</i>	<i>Value</i>
<i>Width of bearing strip</i>	B	10mm
<i>Radius of the specimen</i>	R	40mm
<i>Young's modulus</i>	E	37700 MPa (<i>specimen</i>)
<i>Young's modulus</i>		300000 MPa (<i>bearing strip</i>)
<i>Poisson coefficient</i>	ν	0.2 (<i>concrete</i>)
<i>Poisson coefficient</i>	ν	0.2 (<i>steel</i>)
<i>Damage threshold</i>	ed_0	$1.e^{-4}$
<i>Evolution of tensile damage</i>	A_t	1
	B_t	15600
<i>Evolution of compressive damage</i>	A_c	1.4
	B_c	1900
<i>Second gradient slope</i>	B_{sg}	5000 N

FIGURE 3. *Brazilian test: Vertical load versus vertical displacement.*

Recently, and within the French ANR program MEFISTO (“Maîtrise durable de la fissuration des infrastructures en béton”) [13], three point bending tests on concrete beams of different sizes have been performed in Ecole Centrale de Nantes [1]. The evolutions of damage localization patterns and cracks were monitored using digital image correlation techniques. In the near future we will try to reproduce this experimental campaign with LAGAMINE.

LIST OF FIGURES

- 1 *Brazilian test: specimen of radius R and bearing strip of width B . After [15].*
- 2 *Failure modes in the Brazilian test: (a) ideal single crack splitting along the loading plane; (b) failure mode with wedge formation under the bearing*

- strips; (c) failure mode with primary and secondary crack formations.*
After [14]. 3
- 3 *Brazilian test: Vertical load versus vertical displacement.* 4

LIST OF TABLES

- 1 Geometry and material parameters. 4

REFERENCES

1. S.Y. Alam and A. Loukili, *Application of digital image correlation to size effect tests of concrete*, FraMCoS-7, Proc. of the 7th international conference on fracture mechanics of concrete and concrete structures, Korea, May 23-28, 2010, (in print).
2. P.X. Bellini and A. Chulya, *An improved automatic incremental algorithm for the efficient solution of non linear finite element equations*, Computer and Structures **26** (1987), no. 1/2, 99–110.
3. P.G. Bergan, *Solution techniques for non-linear finite element problems*, International Journal for Numerical Methods in Engineering **12** (1978), 1677–1696.
4. P. Bésuelle, *Implémentation d'un nouveau type d'élément fini dans le code Lagamine pour une classe de lois à longueur interne*, Internal report, FNRS, Belgique (2003), 1–17.
5. R. Chambon, D. Caillerie, and N. ElHassan, *One-dimensional localization studied with a second grade model*, European Journal of Mechanics A/solids **17** (1998), 637–656.
6. R. Chambon, D. Caillerie, and T. Matsushima, *Plastic continuum with microstructure, local second gradient theories for geomaterials: localization studies*, International Journal of Solids and Structures **38** (2001), 8503–8527.
7. M.J. Clarke and G.J. Hancock, *A study of incremental-iterative strategies for non-linear analyses*, International Journal for Numerical Methods in Engineering **29** (1990), 1365–1991.
8. M.A. Crisfield, *Nonlinear finite element analysis of solids and structures, vol i: Essentials*, John Wiley, Chichester, 1991.
9. M.G.D Geers, *Enhanced solution control for physically and geometrically non-linear problems. part i - the subplane approach*, International Journal for Numerical Methods in Engineering **46** (1999), 177–204.
10. P. Kotronis and F. Collin, *Implementation of following path techniques into the finite element code lagamine.*, Tech. report, 2005, Géomac/3S, <http://hal.ccsd.cnrs.fr/ccsd-00100402>, September.
11. J. Mazars, *Application de la mécanique de l'endommagement au comportement non linéaire et à la rupture du béton de structure*, Ph.D. thesis, Université Paris 6, France, 1984, (Thèse de doctorat dès Sciences).
12. ———, *A description of micro and macroscale damage of concrete structures*, Engineering Fracture Mechanics **25** (1986), no. 5/6, 729–737.
13. A.N.R. MEFISTO, *Maîtrise durable de la fissuration des infrastructures en béton*, (2009-2011), <http://www.oxand.com/index.php?page=mefisto>.
14. C. Rocco, G.V. Guinea, J. Planas, and M. Elices, *Mechanism of Rupture in Splitting Test*, ACI Materials Journal **96** (1999), no. 1, 52–60.
15. A. Rodríguez-Ferran and A. Huerta, *Error estimation and adaptivity for nonlocal damage models*, International Journal of Solids and Structures **37** (2000), no. 48-50, 7501–7528.
16. ———, *Failure and post-failure modelling of the brazilian test*, Trends in computational structural mechanics (K.-U. Bletzinger W.A. Wall and K. Schweizerhof, eds.), CIMNE, Barcelona, Spain, 2001.
17. J.C.J. Schellekens, P.H. Feenstra, and R. de Borst, *A self-adaptive load estimator based on strain energy*, Computational Plasticity, Fundamentals and Applications (D.R.J. Owen, E. Onate, and E. Hinton, eds.), CIMNE, Barcelona, Pineridge Press, Swansea, U.K., April, 1992, pp. 187–198.

PANAGIOTIS KOTRONIS, PROFESSOR, GEM (UMR 6183 CNRS), EC NANTES, FRANCE
E-mail address: `Panagiotis.Kotronis@ec-nantes.fr`

FRÉDÉRIC COLLIN, CHERCHEUR QUALIFIÉ FNRS, GEO^3 , ARGENCo, ULG, LIÈGE, BELGIUM
E-mail address: `f.collin@ulg.ac.be`

ROBERT CHARLIER, PROFESSEUR, GEO^3 , ARGENCo, ULG, LIÈGE, BELGIUM
E-mail address: `Robert.Charlier@ulg.ac.be`