

RELEVANCE OF NEGATIVE LINKS IN GRAPH PARTITIONING

A Case Study Using Votes From the European Parliament

2nd European Network Intelligence Conference (ENIC)
22 September 2015

Israel Mendonça, Rosa Figueiredo,
Vincent Labatut & Philippe Michelon

LIA EA 4128 - Université d'Avignon



LABORATOIRE
INFORMATIQUE
D'AVIGNON

SIGNED NETWORKS

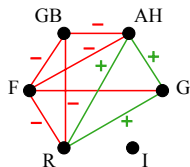
- $G = (V, E, s)$, with $s : E \rightarrow \{+, -\}$

SIGNED NETWORKS

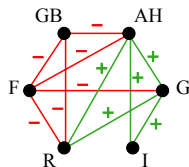
- $G = (V, E, s)$, with $s : E \rightarrow \{+, -\}$
- Modeling of systems containing antithetical relationships

SIGNED NETWORKS

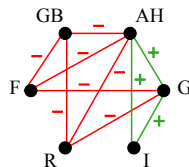
- $G = (V, E, s)$, with $s : E \rightarrow \{+, -\}$
- Modeling of systems containing antithetical relationships
- Ex.: evolution of pre-WWI alliances between countries [AKR06]



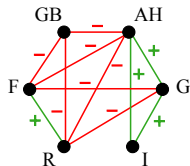
3 Emperor's league 1872-81



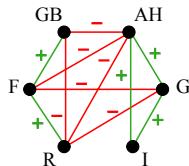
Triple Alliance 1882



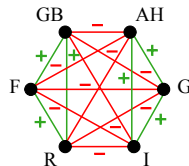
German-Russian Lapse 1890



French-Russian Alliance 1891-94



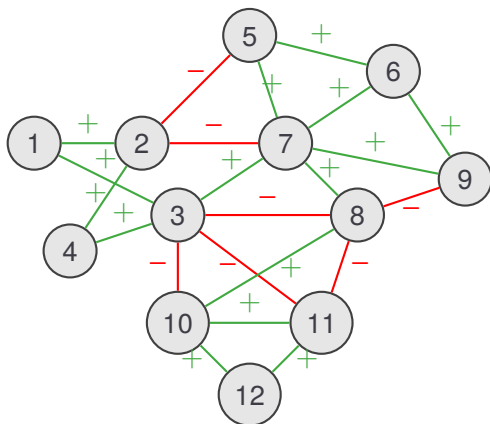
Entente Cordiale 1904



British-Russian Alliance 1907

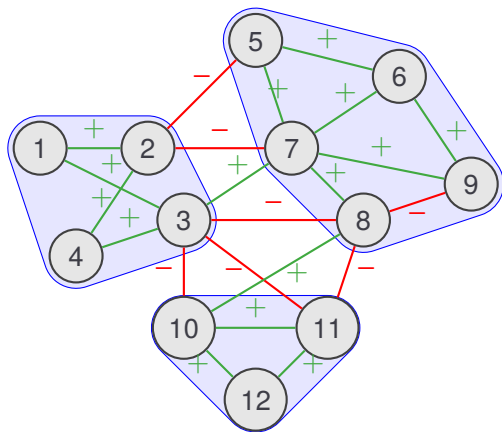
GRAPH PARTITIONING

- **Correlation Clustering** problem: minimize the imbalance



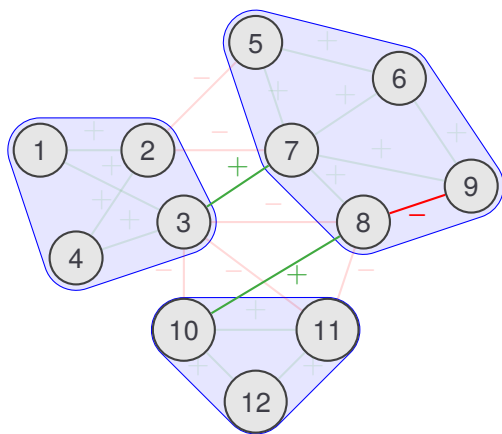
GRAPH PARTITIONING

- **Correlation Clustering** problem: minimize the imbalance



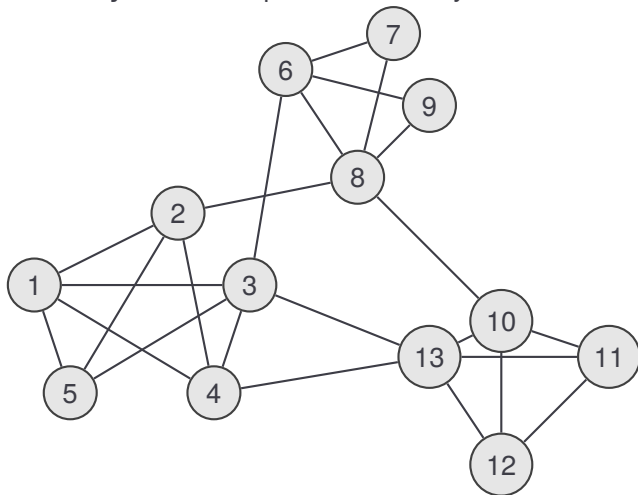
GRAPH PARTITIONING

- **Correlation Clustering** problem: minimize the imbalance



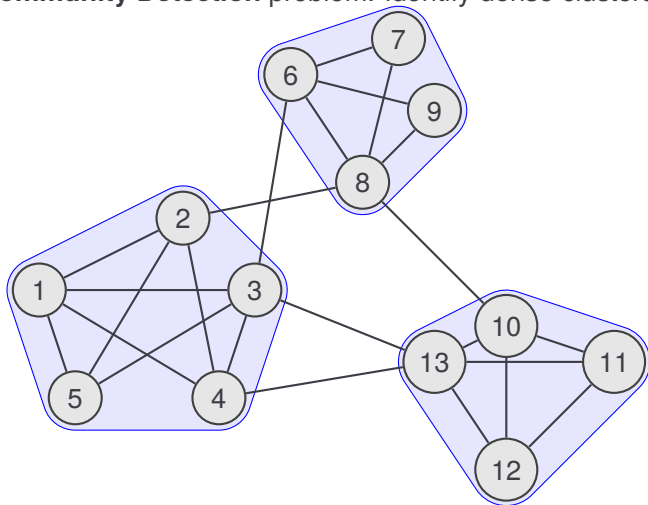
GRAPH PARTITIONING

- **Correlation Clustering** problem: minimize the imbalance
- **Community Detection** problem: identify dense clusters



GRAPH PARTITIONING

- **Correlation Clustering** problem: minimize the imbalance
- **Community Detection** problem: identify dense clusters



RELEVANCE OF NEGATIVE LINKS

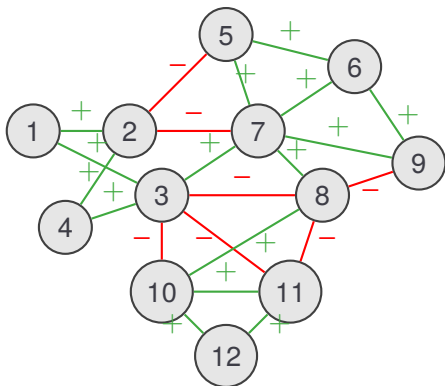
- Negative links are costly → relevance for graph partitioning?

RELEVANCE OF NEGATIVE LINKS

- Negative links are costly → relevance for graph partitioning?
- Work by Esmailian *et al.* [EAJ14]

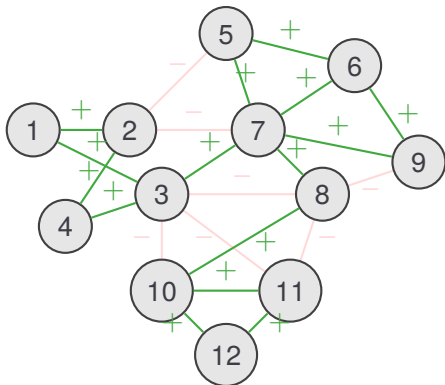
RELEVANCE OF NEGATIVE LINKS

- Negative links are costly \rightarrow relevance for graph partitioning?
- Work by Esmailian *et al.* [EAJ14]



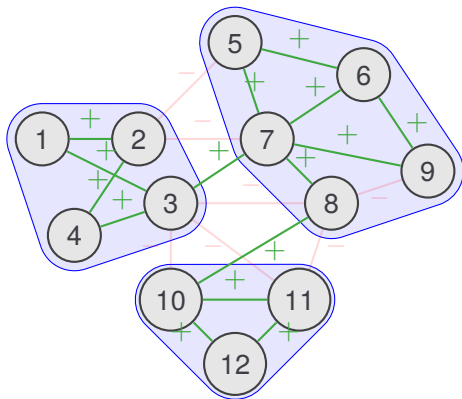
RELEVANCE OF NEGATIVE LINKS

- Negative links are costly \rightarrow relevance for graph partitioning?
- Work by Esmailian *et al.* [EAJ14]
 - Community detection on positive links only



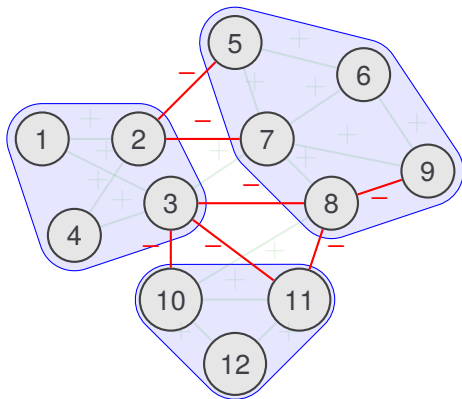
RELEVANCE OF NEGATIVE LINKS

- Negative links are costly → relevance for graph partitioning?
- Work by Esmailian *et al.* [EAJ14]
 - Community detection on positive links only



RELEVANCE OF NEGATIVE LINKS

- Negative links are costly → relevance for graph partitioning?
- Work by Esmailian *et al.* [EAJ14]
 - Community detection on positive links only
 - Study the community-wise location of negative links
 - → Most are between communities or non-significant



RELEVANCE OF NEGATIVE LINKS

- Negative links are costly → relevance for graph partitioning?
- Work by Esmailian *et al.* [EAJ14]
 - Community detection on positive links only
 - Study the community-wise location of negative links
 - → Most are between communities or non-significant
- Limitations:
 - Only 2 datasets, both social networking services
 - Imbalance assessed only locally

RELEVANCE OF NEGATIVE LINKS

- Negative links are costly → relevance for graph partitioning?
- Work by Esmailian *et al.* [EAJ14]
 - Community detection on positive links only
 - Study the community-wise location of negative links
 - → Most are between communities or non-significant
- Limitations:
 - Only 2 datasets, both social networking services
 - Imbalance assessed only locally
- Proposed method:
 - Consider a different dataset, modeling a different type of relationships
 - Compare community detection and correlation clustering algorithms

- Raw data:
 - Nature: Voting activity at the European Parliament
 - Source: VoteWatch Europe
 - Period: 7th term (June 2009–June 2014)
 - Size: 840 MEPs, 1426 documents, 21 topics

- Raw data:
 - Nature: Voting activity at the European Parliament
 - Source: VoteWatch Europe
 - Period: 7th term (June 2009–June 2014)
 - Size: 840 MEPs, 1426 documents, 21 topics
- Voting Agreement Index:
 - Compares two MEPs
 - Ranges from -1 to $+1$
 - Document-wise agreement averaged over all documents
 - Agreement: $+1$ (FOR vs. FOR, AGAINST vs. AGAINST)
 - Disagreement: -1 (FOR vs. AGAINST)
 - Undetermined: 0 (ABSTAIN/ABSENT vs. *)

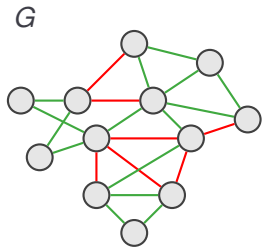
- Raw data:
 - Nature: Voting activity at the European Parliament
 - Source: VoteWatch Europe
 - Period: 7th term (June 2009–June 2014)
 - Size: 840 MEPs, 1426 documents, 21 topics
- Voting Agreement Index:
 - Compares two MEPs
 - Ranges from -1 to $+1$
 - Document-wise agreement averaged over all documents
 - Agreement: $+1$ (FOR vs. FOR, AGAINST vs. AGAINST)
 - Disagreement: -1 (FOR vs. AGAINST)
 - Undetermined: 0 (ABSTAIN/ABSENT vs. *)
- Networks:
 - Nodes: Members of the European Parliament (MEPs)
 - Weighted: voting agreement index values
 - Modes: 264 (time \times topics)

PARTITIONING ALGORITHMS

- Correlation clustering (G)
 - Parallel Iterated Local Search (pILS) [LDFF15]

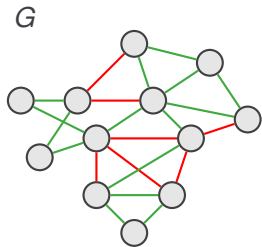
PARTITIONING ALGORITHMS

- Correlation clustering (G)
 - Parallel Iterated Local Search (pILS) [LDFF15]



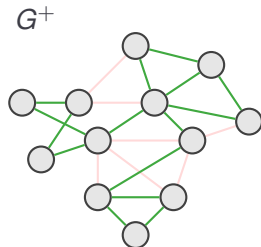
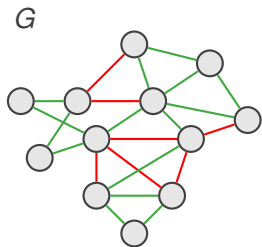
PARTITIONING ALGORITHMS

- Correlation clustering (G)
 - Parallel Iterated Local Search (pILS) [LDFF15]
- Community detection (G^+ and $\overline{G^-}$)
 - InfoMap [RB08]
 - EdgeBetweenness [NG04]
 - WalkTrap [PL05]
 - FastGreedy [CNM04]



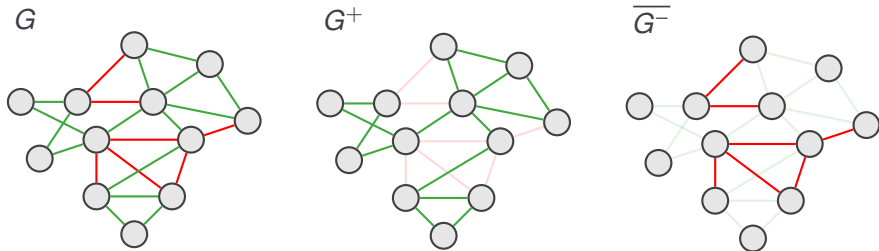
PARTITIONING ALGORITHMS

- Correlation clustering (G)
 - Parallel Iterated Local Search (pILS) [LDFF15]
- Community detection (G^+ and $\overline{G^-}$)
 - InfoMap [RB08]
 - EdgeBetweenness [NG04]
 - WalkTrap [PL05]
 - FastGreedy [CNM04]



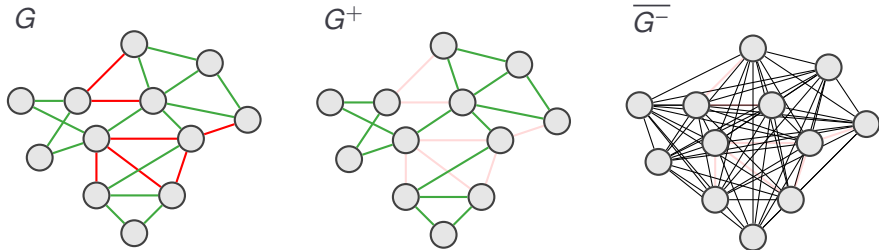
PARTITIONING ALGORITHMS

- Correlation clustering (G)
 - Parallel Iterated Local Search (pILS) [LDFF15]
- Community detection (G^+ and $\overline{G^-}$)
 - InfoMap [RB08]
 - EdgeBetweenness [NG04]
 - WalkTrap [PL05]
 - FastGreedy [CNM04]



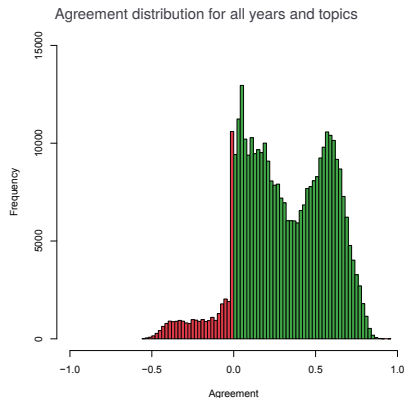
PARTITIONING ALGORITHMS

- Correlation clustering (G)
 - Parallel Iterated Local Search (pILS) [LDFF15]
- Community detection (G^+ and $\overline{G^-}$)
 - InfoMap [RB08]
 - EdgeBetweenness [NG04]
 - WalkTrap [PL05]
 - FastGreedy [CNM04]

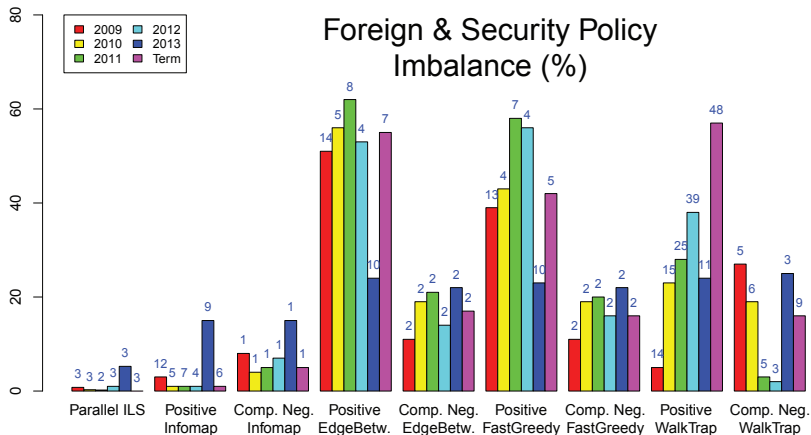


EXTRACTED NETWORKS

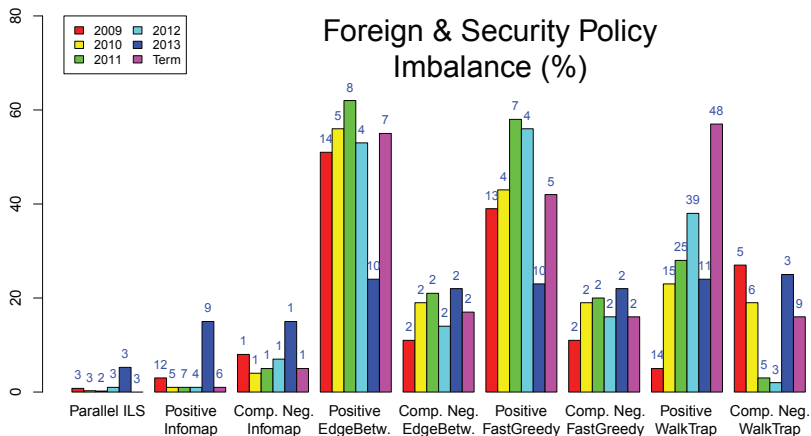
- Same observations for all topics/durations
- Positive side: bimodal distribution
 - Left peak: certain MEPs are frequently absent
 - Right peak: most MEPs often vote similarly
- Negative side: less extreme values
 - Clear majority, in average



PARTITION COMPARISON



PARTITION COMPARISON



Partition comparison: near-zero NMI

CONCLUSION

- Considering negative links on our dataset leads to:
 - Lower imbalance (at least 3 times better)
 - Only InfoMap outputs CC-like results (imbalance)
 - Different partitions (fewer clusters)
- Contradiction with Esmailian *et al.*'s conclusions
 - (but not their results)
- Perspectives:
 - Consider more data, different types of networks (collection)
 - Exhaustive exploration of vote-based extraction methods
 - Political interpretation of the VoteWatch results

ONLINE RESOURCES

- Data available on Figshare:
 - <http://dx.doi.org/10.6084/m9.figshare.1545599>
- R source code available on GitHub:
 - <https://github.com/CompNet/NetVotes>

REFERENCES

- [AKR06] T. Antal, P. L. Krapivsky, and S. Redner.
Social balance on networks: The dynamics of friendship and enmity.
Physica D, 224(1-2):130–136, 2006.
- [CNM04] A. Clauset, M. E. J. Newman, and C. Moore.
Finding community structure in very large networks.
Physical Review E, 70(6):066111, 2004.
- [EAJ14] P. Esmailian, S. E. Abtahi, and M. Jalili.
Mesoscopic analysis of online social networks: The role of negative ties.
Physical Review E, 90(4):042817, 2014.
- [LDFF15] M. Levorato, L. Drummond, Y. Frota, and R. Figueiredo.
An ils algorithm to evaluate structural balance in signed social networks.
In *ACM Symposium on Applied Computing*, pages 1117–1122, 2015.
- [NG04] M. E. J. Newman and M. Girvan.
Finding and evaluating community structure in networks.
Physical Review E, 69(2):026113, 2004.
- [PL05] P. Pons and M. Latapy.
Computing communities in large networks using random walks.
Lecture Notes in Computer Science, 3733:284–293, 2005.
- [RB08] M. Rosvall and C. T. Bergstrom.
Maps of random walks on complex networks reveal community structure.
Proceedings of the National Academy of Sciences, 105(4):1118, 2008.