

# A NEW APPROACH FOR THE BEST-CASE SCHEDULE IN A GROUP SEQUENCE

Zakaria YAHOUNI<sup>1,2</sup> , Nasser MEBARKI<sup>1</sup> , Zaki SARI<sup>2</sup>

<sup>1</sup> LUNAM, Université de Nantes,  
IRCCyN, Institut de Recherche en Communications  
et Cybernétique de Nantes, UMR CNRS 6597  
Nantes - France

<sup>2</sup> MELT  
Manufacturing Engineering Laboratory  
of tlemcen  
Tlemcen - Algeria

firstName.lastName@irccyn.ec-nantes.fr

zaki\_sari@yahoo.com

**ABSTRACT:** *The job-shop scheduling problem is an NP-hard optimization problem. It is generally solved using either predictive methods such as discrete optimization which try to find a solution that fits constraints and that optimizes one or more objectives or using reactive methods such real-time control methods which try to build incrementally in real-time a solution of the problem. Predictive-reactive methods try to combine both advantages of predictive and reactive methods (i.e., good performances and reactivity). The group sequencing method is one of the most studied predictive-reactive methods. The goal of this method is to have a sequential flexibility during the execution of the schedule and to guarantee a minimal quality corresponding to the worst-case. The best-case quality has also been successfully addressed by Pinot (2008) using a branch and bound procedure. It has been established for every regular objective. In this paper we propose two new branching processes to compute the best-case for the makespan which is one of the most studied regular objective. The experiments made on very well-known instances of the job-shop problem show the benefits of these new branching procedures.*

**KEYWORDS:** *JobShop, Group Sequence, Branch and Bound, Makespan, Best-case, Flexibility .*

## 1 INTRODUCTION

The job shop problem with precedence constraints and release date is a classical scheduling situation ( $J/r_i, \text{Pred}/f$  according to the classification of Graham et al. (1979)), where  $j_i$  denotes the job number  $i$  and every job is composed of one or many operations  $O_0, O_1, \dots, O_{j-1}, O_j$  where  $O_{j-1}$  is the precedence operation of  $O_j$  and in contrast  $O_j$  is the successor of  $O_{j-1}$  (denoted as  $\Gamma^-$  and  $\Gamma^+$  resp.), an operation  $O_i$  has a release date  $r_i$ , a starting time  $t_i$ , an execution time  $p_i$  and a completion time  $C_i$ , each operation needs to be executed on a resource called machine  $M_k$  (each machine executes only one operation at a time),  $f$  being an objective function, the objective treated. In this paper we address only the makespan which is a classical regular objective. The makespan corresponds to the total time of the schedule execution, denoted  $C_{max}$ .

Predictive modeling techniques are a classical solution for a job shop problem where all data and parameters of the problem are assumed to be fully known. However, in practice, manufacturing problems are not always deterministic, many disturbances can occur during the execution of the schedule which change

the data of the initial problem. These disturbances will, in most cases, deteriorate the expected performances. The workaround for this problem requires the development of a new robust and flexible solution that takes into account the uncertainties of the workshop. Three approaches are proposed and studied in the literature for scheduling under uncertainties Davenport and Beck (2000). The first ones are proactive methods that treat uncertainties only in the static phase of the overall process of the resolution, the second methods are called reactive methods that work symmetrically to the proactive ones, this approach manages uncertainties during the dynamic phase in real-time with the scheduling process and does not benefit from the advantages that provide the proactive methods. Proactive-Reactive methods benefit from both advantages of the previous approaches, they take into account flexibility during the offline and the online phases; in the static phase they build a flexible solution to ensure a certain performance while responding to unexpected events during the resolution phase. For a detail information about this three approaches see Esswein (2003).

One of the most famous proactive-reactive methods is the group sequence method that was created by Erschler and Roubellat (1989). This method is composed

of two phases:

- A predictive phase which aims at computing a solution offline. This solution is a set of schedules.
- A reactive phase in which a schedule is realized on-line in the shop. This phase relies on the solution proposed during the predictive phase and takes into account the real state of the shop. Thus, the schedule which is realized takes into account the uncertainties which occur in the shop.

This method aims at describing a set of feasible schedules in order to delay decisions to take into account uncertainties and evaluates a group sequence according to the worst-case quality in the set of feasible schedules. This approach has been widely studied in the past years Esswein (2003); Aloulou and Artigues (2007); Artigues et al. (2005); Pinot et al. (2007, 2009); Pinot and Mebarki (2009); Logendran et al. (2005); Cardin et al. (2013).

Esswein (2003); Artigues et al. (2005) proved that the worst-case quality of a group sequence can be computed in a polynomial time for regular min-max objectives, this criterion is very helpful to evaluate a decision during the execution of the schedule. However, the best-case quality of a group sequence can also be interesting by providing to the decision maker two bounds, i.e., the minimal and the maximal quality of the schedule ( $Z_{worst}$  and  $Z_{best}$  resp.) Mebarki et al. (2013). The computation of the best-case quality is based on the lower bounds proposed by Pinot and Mebarki (2008). These lower bounds are very interesting because they can be computed in polynomial time and they are used in a branch and bound algorithm used to compute the exact value of the best-case quality of any regular objective. Very good results were obtained but the method is very sensible to the branching process. To improve the branching procedure, we propose two new branching procedures for the makespan, which is one of the most used criteria to schedule jobs in a shop. The results show the efficiency of these methods regarding the one used by Pinot and Mebarki (2009).

This paper is organized as follows: second section gives a brief definition with an example of the group sequence method. Section three describes the branch and bound method for the best-case in a group sequence method, in section four and five, we propose our contribution, by proposing two techniques for the branching process in the branch and bound algorithm for the best-case schedule in a group sequence, then we present the experimentations made. The last two sections include the discussion of the results obtained and the conclusion.

## 2 GROUP SEQUENCE

Group of permutable operations was introduced by LAAS-CNRS laboratory, Toulouse, France Erschler and Roubellat (1989), this approach has been used in the ORDO software. The objective of this method is to provide to the decision-maker a sequential flexibility during the execution of the schedule and to ensure a certain quality that is represented by the worst process case.

A group of permutable operations is composed of groups  $G_i$  (or  $G_{l,k}$  where  $k$  is the machine index and  $l$  is the index of the group in the machine  $k$ ), each group contains one or many operations that will be executed in the same resource  $G_i := \{O_1, O_2, \dots, O_n\}$ ,  $n$  is the number of operations in the group  $G_i$ ,  $n!$  is the number of permutations that can be concluded from this group. A group of permutable operations is said feasible if any permutation among all the operations of the same group gives a feasible schedule that satisfies all the constraints of the problem. As a matter of fact, a group sequence describes a set of valid schedules, without enumerating them.

The quality of a group sequence is expressed in the same way as that a classical schedule, it is measured as the quality of the worst semi-active schedule found in the group sequence as defined in Aloulou and Artigues (2007).

To illustrate this definition, let us study an example where the problem is described in tab 1.

$j_i$	$j_1$			$j_2$			$j_3$		
$O_i$	1	2	3	4	5	6	7	8	9
$M_k$	M2	M1	M3	M3	M2	M1	M1	M2	M3
$p_i$	1	4	4	4	3	1	2	3	2

Table 1: Example of a Job shop problem

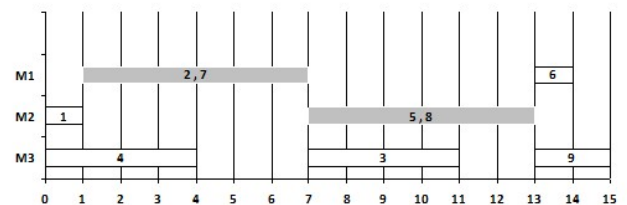


Figure 1: Group Schedule

Tab. 1 presents a job shop problem with three machines and three jobs, while Figure 1 represents a feasible group sequence solving this problem. This group sequence is made of seven groups: two groups of two operations and five groups of one operation. This group sequence describes four different semi-active

schedules shown in Figure 2. Note that these schedules do not always have the same makespan: the best-case quality is with  $C_{max}=12$  and the worst-case quality is with  $C_{max}=14$ .

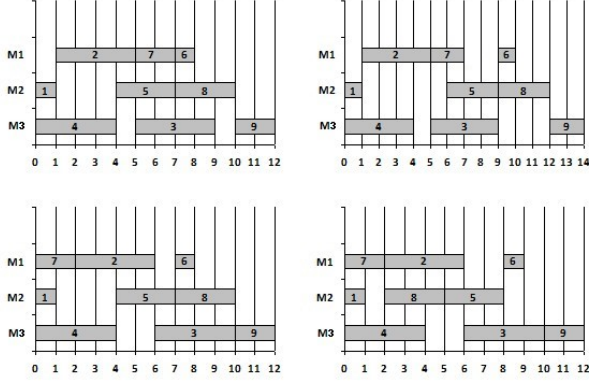


Figure 2: Enumeration of the semi-active schedules

The execution of a group sequence consists in choosing a particular schedule among the different possibilities described by the group sequence. It can be viewed as a sequence of decisions: each decision consists in choosing an operation to execute in a group when this group is composed of two or more operations. For instance, for the group sequence described on Figure 1, there are two decisions to be taken: on  $M_1$ , at the beginning of the scheduling, either operation  $O_2$  or  $O_7$  has to be executed. Let us suppose the decision taken is to schedule  $O_2$  before  $O_7$ , on  $M_2$ , there is another decision: scheduling operation  $O_5$  or  $O_8$  first, so at the end we have four semi-active schedules.

Group sequencing has an interesting property: the quality of a group sequence in the worst-case can be computed in polynomial time for minmax regular objective functions like makespan (Esswein (2003); Artigues et al. (2005); Aloulou and Artigues (2007)). Thus, it is possible to compute the worst-case quality for large scheduling problems. Consequently, this method can be used to compute the worst-case quality in real-time during the execution of the schedule. Due to this property, it is possible to use group sequencing in a decision support system in real-time during the execution of the scheduling process.

This method enables the description of a set of schedules in an implicit manner (i.e. without enumerating the schedules) and guarantees a minimal performance that corresponds to worst-case quality. But the best-case quality should also be interesting to know which operation to chose from a current group to get possibly the best schedule.

### 3 BRANCH AND BOUND APPROACH FOR THE BEST-CASE IN A GROUP SEQUENCE

Pinot and Mebarki (2009) have proposed a branch and bound algorithm to compute the best case quality in a group sequence. This algorithm relies on lower bounds proposed by Pinot and Mebarki (2008)

#### 3.1 Lower bounds

The lower bounds are computed using a relaxation on the resources by making the assumption that each resource has an infinite capacity. In this case, the best-case lower bound for starting time of an operation ( $\theta_i$ ) is computed as the maximum of the best-case (lower bound) completion time ( $\chi_j$ ) of all its predecessors: for an operation  $O_i$ , its predecessors include the predecessors given by the problem ( $\Gamma^-(i)$ ) but also the operations on the previous group on the same machine ( $g^-(i)$  being the predecessor group of  $g(i)$  on the same machine). Pinot and Mebarki (2008) improved these lower bounds by using a property of group-sequencing: an operation in a given group cannot be executed until all the execution of all the operations of its previous group. As a consequence, an operation can only begin after the optimal makespan of the previous group. It needs the computation of the optimal makespan of a group (named as  $\gamma_{g_{l,k}}$ ) which is polynomially solvable by ordering the operations in ascending release date( $\theta_i$ ) (Brucker and Knust (2008); Lawler (1973)).

The improved lower bounds are presented in equation 1, and the lower bound of the example presented in tab. 1 is given in tab. 2:

$$\begin{cases} \theta_i = \max(r_i, \gamma_{g^-(i)}, \underbrace{\max}_{j \in \Gamma^-(i)} \chi_j) \\ \chi_i = \theta_i + \rho_i \\ \gamma_{g_{l,k}} = C_{max} \lfloor r_i \rfloor C_{max}, \forall O_i \in g_{l,k}, r_i = \theta_i \end{cases} \quad (1)$$

$O_i$	$\theta_i$	$\chi_i$
1	0	1
4	0	4
7	0	2
2	1	5
8	2	5
5	4	7
6	7	8
3	5	9
9	9	11

Table 2: Lower bounds of operations in tab.1

### 3.2 Branch and Bound algorithm

Every operation on each group will be represented by a node on the search space, A solution is an ordered sequence between the operations of the same group; The goal is to find an optimal solution that is represented by a group schedule with only one operation per group.

To reduce the search space, Pinot and Mebarki (2009) proposed a sufficient condition for the complete sequencing of a current group that contains more than one operation without losing the optimal solution. A valid sequence is chosen if the sequencing does not degrade the objective function and it does not interfere on the earliest starting time of the operations with successor constraints and resources constraints.

## 4 IMPROVING THE BRANCHING PROCESS FOR THE BRANCH AND BOUND ALGORITHM

The branching procedure generates nodes, but the way the nodes are explored affect the performances of the algorithm: if the best solution is found sooner, the upper bound will be better, and then more nodes will be discarded.

Pinot and Mebarki (2009) ordered the groups with more than one operation to their partial order, if group  $G_1$  contains an operation  $O_1$  and group  $G_2$  contains an operation  $O_2$ ,  $O_2$  the successor of  $O_1$ , the order of the branching process is  $G_1$  then  $G_2$ , if no predecessor constraints are found between the two groups, the tie is broken by ordering at first the group with the smallest starting time. This branching technique is called 'PredOrder' in the next sections.

In this article we propose two new branching techniques called NeighborDirectRel and NeighborIndirectRel, only groups with more than one operation are considered for the process, these groups are called neighbors. NeighborDirectRel and NeighborIndirectRel methods are based on the predecessor successor relations between the neighbors.

NeighborDirectRel is described as follows:

- Generate a list called  $L(G)$  with all the groups that contain more than one operation.
- for each group in  $L(G)$ , generate a list of non redundant groups called  $neighbors(G_i)$ , that represents the related (succ or pred) groups from  $L(G)$ .
- order  $L(G)$  with ascending order of the cardinal of each  $neighbors(G_i)$ , ties are broken by ordering the groups according to PredOrder method.

Let us illustrate this method using the example shown in tab 3 and figure 3 (figure 3 is a group sequence solution generated from tab 3 with a high flexibility) :

O <sub>i</sub>	1	2	3	4	5	6	7	8	9	10	11	12
M <sub>i</sub>	M1	M3	M2	M1	M3	M2	M1	M3	M2	M1	M3	M2
P <sub>i</sub>	3	4	2	2	3	4	3	5	5	2	2	2

Table 3: Flow shop problem

1. The groups with more than one operation are generated :  
 $L(G) = \{G_1 = (1, 4, 7, 10), G_2 = (2, 5), G_3 = (3, 6), G_4 = (8, 11), G_5 = (9, 12)\}$
2. For each group of  $L(G)$ , generate the predecessor and the successor groups without redundancy  
 $neighbors(G_1) = \{G_2, G_4\}$  (because  $O_2, O_5$  are the successors of  $O_1, O_4$  and  $O_8, O_{11}$  are the successors of  $O_7, O_{10}$  )  
 $neighbors(G_2) = \{G_1, G_3\}$  (because  $O_2, O_5$  are the successors of  $O_1, O_3$  and the predecessors of  $O_3, O_6$ .  
 $neighbors(G_3) = \{G_2\}$ .  
 $neighbors(G_4) = \{G_1, G_5\}$ .  
 $neighbors(G_5) = \{G_4\}$ .
3.  $Card(neighbors(G_3)) = Card(neighbors(G_5)) = 1$  and it is the smallest one, so  $G_3$  is chosen first because of the precedence constraints between  $O_2, O_3$  and  $O_5, O_6$ .
4. Removing  $G_3$  from  $L(G)$  :  
 $L(G) = \{G_1, G_2, G_4, G_5\}$
5. Repeat process 2 to  $G_1, G_2, G_4$  and  $G_5$  :  
 $neighbors(G_1) = \{G_2, G_4\}$  .  
 $neighbors(G_2) = \{G_1\}$  .  
 $neighbors(G_4) = \{G_1, G_5\}$ .  
 $neighbors(G_5) = \{G_4\}$ .
6. Then  $G_2$  is chosen because it starts first.
7. Removing  $G_2$  from  $L(G)$  :  
 $L(G) = \{G_1, G_4, G_5\}$

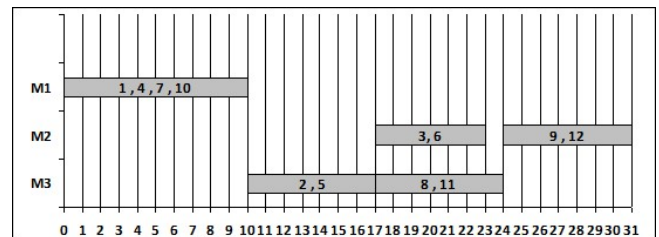


Figure 3: Group sequence solution for tab 3

8. Repeat process 2 to  $G_1, G_4$  and  $G_5$  :  
 $neighbors(G_1) = \{G_4\}$ .  
 $neighbors(G_4) = \{G_1, G_5\}$ .  
 $neighbors(G_5) = \{G_4\}$ .
9. Then  $G_1$  is chosen because of the indirect precedence constraint between  $O_{10}$  and  $O_{12}$  ( $O_{10}$  before  $O_{11}$  and  $O_{11}$  before  $O_{12}$  so  $O_{10}$  before  $O_{12}$  ).
10. Removing  $G_1$  from  $L(G)$  :  
 $L(G) = \{G_4, G_5\}$
11. Repeat process 2 to  $G_4$  and  $G_5$  :  
 $neighbors(G_4) = \{G_5\}$  .  
 $neighbors(G_5) = \{G_4\}$  .
12. Then  $G_4$  is chosen before  $G_5$  because of the precedence constraints between  $O_8, O_9$  and  $O_{11}, O_{12}$ .

For the NeighborDirectRel method, the branching order is :  $G_3, G_2, G_1, G_4$  then  $G_5$ .

In NeighborIndirectRel method, the search space of the current neighbors is enlarged by looking not only for the first successor and predecessor of the current operation, but to all operations of the same job.

For example, with NeighborDirectRel,  $G_5$  has only  $G_4$  as neighbor because of the precedence constraint between  $O_9, O_{12}$  and  $O_8, O_{11}$  respectively while in NeighborIndirectRel,  $G_5$  has  $G_4$  and  $G_1$  as neighbors because  $O_7$  and  $O_{10}$  are in the same job as  $O_9$  and  $O_{12}$ .

This method is described as follows :

- Generate a list called  $L(G)$  with all the groups that contain more than one operation.
- For each group  $G_i$  in  $L(G)$ , generate a list of none redundant groups called  $neighbors(G_i)$ , this list contains the groups related to the operations in the same job with the operations of  $G_i$ .
- order  $L(G)$  with ascending order of the cardinal of each  $neighbors(G_i)$ , ties are broken by ordering the groups according to PredOrder method.

For our flowShop example described in table3, each method generates different orders:

- PredOrder :  $\{G_1, G_2, G_3, G_4, G_5\}$
- NeighborDirectRel :  $\{G_3, G_2, G_1, G_4, G_5\}$
- NeighborIndirectRel :  $\{G_2, G_3, G_1, G_4, G_5\}$

In the next section we experiment our branching approaches (NeighborDirectRel and NeighborIndirectRel) and compare the results with the classical branching approach (PredOrder) used in Pinot and Mebarki (2009). These experiments were made on the makespan objective.

## 5 PROCOLE OF THE EXPERIMENTATION

We took a well-known set of benchmark instances called la01 to la40 from Lawrence (1984). These instances are widely used in the job shop literature. These are classical job shop instances, with  $m$  operations on each job ( $m$  as the number of machines), each operation of a job executed on a different machine. It is composed of 40 instances of different sizes (5 instances for each size). Thanks to the literature on job shop Brucker et al. (1994) ; Esswein (2003) ; Pinot (2008), using the makespan objective allows us to generate effective group sequences with optimal solution known.

For each instance, we generated group sequences with known optimal value using a greedy algorithm called EBJG Esswein (2003) that merges two successive groups according to different criteria until no group merging is possible. This algorithm begins with a one-operation-per-group sequence computed by the optimal algorithm described in Brucker et al. (1994) (the optimal schedules are taken from Pinot (2008)). So, by construction, the optimal makespan of these group schedules is the makespan of the one-operation-per-group sequence, these optimal values are taken as an upper bound for our experiment.

Depth-first search technique is used as a searching strategy in our branch and bound algorithm. This method goes directly to a solution where the nodes are processed in a last-in-first-out order. In this mode, it is very important to order the nodes correctly when a list of nodes is added. It will allow to find good solutions earlier. In this mode, the process of the generated nodes are ordered in ascending order of the lower bounds presented in section 3.

The experiments are made on an Intel(R) Core(TM) i5 CPU 2.53GHz, the performances of the three algorithms are given in the next section.

## 6 RESULTS AND DISCUSSION

The variables used for the columns of the tables are defined as follows:

- N1 : Total number of groups generated from the given instance
- N2 : Avg of number of operations per group in the group sequence
- N3 : Initial lower bound
- N4 : Optimal makespan
- N5 : Time in millisecond to find the optimal makespan
- N6 : Number of the branched nodes to find the optimal makespan
- N7 : Total time in millisecond to finish the algorithm ( N5 + time to prove the optimality of the current solution)

N8 : Number of the total branched nodes to finish the algorithm (N6 + number of nodes to prove the optimality of the current solution)

The three exact methods find the optimal solution for all the instances in very short time. More than 75% of the instances were solved in less than one second, the longest time obtained for the three methods is 23 seconds.

Comparing the results provided in tab. 4, tab. 5 and tab. 6, we can see that NeighborDirectRel and NeighborIndirectRel give the same or better results than PredOrder for almost all the instances. For NeighborDirectRel we have four positive results (i.e., it gives better results for N7 and N8 than PredOrder), two negative results and the rest are the same as PredOrder. For NeighborIndirectRel, we have six positive results, four negative results and thirty the same as PredOrder. The number of positive results for the two methods is bigger than the negative ones and for each instance, at least one of these two methods dominates PredOrder (for N7 and N8). For example for La04 both methods dominates PredOrder. For La17, NeighborDirectRel is less effective while NeighborIndirectRel is the best one for this instance. For La37, we see the opposite, NeighborDirectRel dominates while NeighborIndirectRel is the least successful one. The achievement gap between PredOrder and the branching methods proposed in this paper is some times very noticeable, for example for La36, the PredOrder method finished the process after visiting 2675 nodes which is 62 times bigger than the result given by our methods.

The results differences are noticeable for the number of nodes to be processed to prove the optimality of the best solution found so far ( $N8 - N6$ ). For this variable our two methods give better results for almost all instances. This is because the number of nodes to be processed to prove the optimality of the solution will be smaller if the number of the first sub-nodes of the branch and bound tree has less sub-nodes, i.e., as the depth-first search technique is used for our algorithm, the nodes in the left are processed first.

At the first level of the tree, the lower bound is not so accurate, so even if the exact solution is found sooner, nodes on the right of the tree need to be processed to prove the optimality of this solution.

With our methods, the nodes with large number of relations are processed at the end of the tree while the ones with the smallest number of relations are processed first. This reduces the width of the tree at its first levels where the lower bounds are not so accurate. It enables to reduce the search space to prove the optimality of the best solution found so far.

	N1	N2	N3	N4	N5	N6	N7	N8
La01	30	1,67	650	650	0,025	15	0,025	15
La02	40	1,25	655	655	0,005	9	0,005	9
La03	35	1,43	588	597	0,008	13	0,008	13
La04	35	1,43	588	590	0,013	13	0,014	15
La05	29	1,72	593	593	0,011	17	0,011	17
La06	39	1,92	926	926	0,038	26	0,038	26
La07	45	1,67	890	890	0,026	24	0,026	24
La08	43	1,74	863	863	0,101	25	0,101	25
La09	41	1,83	951	951	0,03	26	0,03	26
La10	37	2,03	958	958	0,118	28	0,118	28
La11	41	2,44	1222	1222	0,249	34	0,249	34
La12	47	2,13	1039	1039	0,141	35	0,141	35
La13	47	2,13	1150	1150	0,16	32	0,16	32
La14	36	2,78	1292	1292	0,286	30	0,286	30
La15	51	1,96	1207	1207	0,095	35	0,095	35
La16	80	1,25	945	945	0,019	20	0,019	20
La17	80	1,25	761	784	0,019	18	0,962	772
La18	81	1,23	848	848	0,019	19	0,019	19
La19	85	1,18	842	842	0,017	15	0,017	15
La20	85	1,18	901	902	0,018	18	0,018	18
La21	117	1,28	1046	1046	0,061	31	0,061	31
La22	118	1,27	927	927	0,074	28	0,074	28
La23	120	1,25	1032	1032	0,064	29	0,064	29
La24	120	1,25	934	935	0,067	27	0,067	27
La25	118	1,27	976	977	0,061	31	6,063	2849
La26	142	1,41	1218	1218	0,245	45	0,245	45
La27	149	1,34	1252	1252	0,176	47	0,176	47
La28	141	1,42	1273	1273	0,184	54	0,184	54
La29	146	1,37	1196	1202	0,175	52	2,47	885
La30	147	1,36	1355	1355	0,219	44	0,219	44
La31	165	1,82	1784	1784	4,646	97	4,646	97
La32	158	1,90	1850	1850	1,221	106	1,221	106
La33	174	1,72	1719	1719	1,046	97	1,046	97
La34	177	1,69	1721	1721	1,053	97	1,053	97
La35	176	1,70	1888	1888	2,533	94	2,533	94
La36	186	1,21	1267	1268	0,345	38	23,096	2675
La37	187	1,20	1395	1397	0,325	35	0,325	35
La38	189	1,19	1196	1196	0,287	34	0,287	34
La39	191	1,18	1232	1233	0,304	34	3,175	359
La40	194	1,16	1222	1222	0,11	31	0,11	31

Table 4: PredOrder

	N5	N6	N7	N8
La01	0,029	15	0,029	15
La02	0,005	9	0,005	9
La03	0,009	13	0,009	13
La04	0,014	13	0,015	14
La05	0,012	17	0,012	17
La06	0,046	26	0,046	26
La07	0,034	24	0,034	24
La08	0,108	25	0,108	25
La09	0,038	26	0,038	26
La10	0,13	28	0,13	28
La11	0,284	34	0,284	34
La12	0,164	35	0,164	35
La13	0,182	32	0,182	32
La14	0,311	30	0,311	30
La15	0,14	35	0,14	35
La16	0,021	20	0,021	20
La17	0,022	18	1,778	1639
La18	0,017	19	0,017	19
La19	0,016	15	0,016	15
La20	0,014	15	0,018	18
La21	0,071	31	0,071	31
La22	0,08	28	0,08	28
La23	0,074	29	0,074	29
La24	0,068	27	0,068	27
La25	0,069	31	4,341	2002
La26	0,29	45	0,29	45
La27	0,206	47	0,206	47
La28	0,249	54	0,249	54
La29	0,218	52	0,267	61
La30	0,247	44	0,247	44
La31	5,478	97	5,478	97
La32	2,239	106	2,239	106
La33	1,61	97	1,61	97
La34	1,641	97	1,641	97
La35	1,554	94	1,554	94
La36	0,163	38	0,181	42
La37	0,238	35	0,238	35
La38	0,119	34	0,119	34
La39	0,13	34	4,807	1328
La40	0,11	31	0,11	31

Table 5: NeighborDirectRel

	N5	N6	N7	N8
La01	0,03	15	0,03	15
La02	0,006	9	0,006	9
La03	0,008	13	0,008	13
La04	0,015	13	0,015	14
La05	0,014	17	0,014	17
La06	0,038	26	0,038	26
La07	0,046	24	0,046	24
La08	0,117	25	0,117	25
La09	0,041	26	0,041	26
La10	0,138	28	0,138	28
La11	0,296	34	0,296	34
La12	0,151	35	0,151	35
La13	0,176	32	0,176	32
La14	0,349	30	0,349	30
La15	0,103	35	0,103	35
La16	0,022	20	0,022	20
La17	0,02	18	0,285	222
La18	0,018	19	0,018	19
La19	0,017	15	0,017	15
La20	0,016	15	0,189	121
La21	0,072	31	0,072	31
La22	0,075	28	0,075	28
La23	0,069	29	0,069	29
La24	0,065	27	0,096	42
La25	0,071	31	0,128	49
La26	0,3	0	0,609	147
La27	0,195	47	0,195	47
La28	0,229	54	0,229	54
La29	0,205	52	2,02	465
La30	0,241	44	0,241	44
La31	6,049	97	6,049	97
La32	2,084	106	2,084	106
La33	1,61	97	1,61	97
La34	1,373	97	1,373	97
La35	1,366	94	1,367	94
La36	0,165	38	0,185	43
La37	0,147	35	0,195	47
La38	0,129	34	0,129	34
La39	0,132	34	0,17	42
La40	0,107	31	0,107	31

Table 6: NeighborIndirectRel

Figures 4, 5 and 6 illustrate this property on the flowShop example presented above (Table 3). In the three figures, each node represents the sequence of operations in the group. The upper bound is initialized to infinity and the lower bound for every node is calculated using equation 1, if a lower bound of a current node is superior or equal than the upper bound, the node will be abandoned, else if no group with more than one operation left, the upper bound will be updated to be equal to the lower bound.

For the three methods the best-case is found after visiting five nodes. However, to prove the optimality, PredOrder needs to visit five other nodes, NeighborDirectRel needs to visit two nodes and NeighborIndirectRel needs to visit only one node. In this example using the depth-first search technique, the branching process of PredOrder generates twenty four sub-nodes at first, four of them have a lower bound smaller than twenty one (i.e., 21 being the optimal solution), this leads to create more sub-nodes, thus, it takes more time to prove the optimality (figure 4). In contrast, NeighborDirectRel and NeighborIndirectRel start with only two nodes, as the first branched group has the minimum number of relations with his neighbors, processing this group first leads the lower bound to be accurate with the next generated sub-nodes, thus it reduces the search space (figure 5 and figure 6).

### 7 CONCLUSION

This paper addresses the best-case schedule in a group sequence for the makespan. Pinot and Mebarki (2009) have proposed a resolution for the best-case for any regular objective using a branch and bound algorithm. The branching process and consequently the resolution time depends on the way groups are ordered. In this paper, we proposed two new branching processes.

The experiments conducted on instances used as a benchmark in the Job Shop literature show the efficiency of the two proposed methods. However, none of the methods evaluated dominates the others for all the instances.

On future works, we will study the impact of the group schedule flexibility on the results.

### ACKNOWLEDGEMENT

”This work has been funded with support of the European Commission. This communication reflects the view only of the author, and the Commission cannot be held responsible for any use which may be made of the information contained therein”.

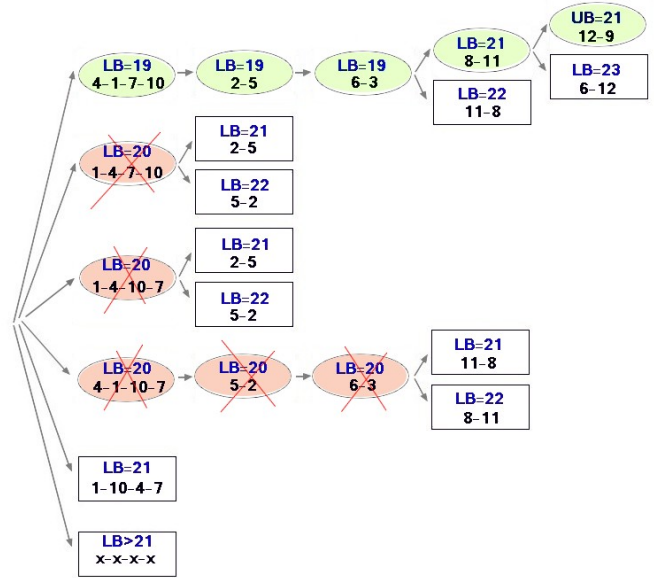


Figure 4: Solving the flow shop example using PredOrder (LB:Lower Bound / UB:Upper Bound)

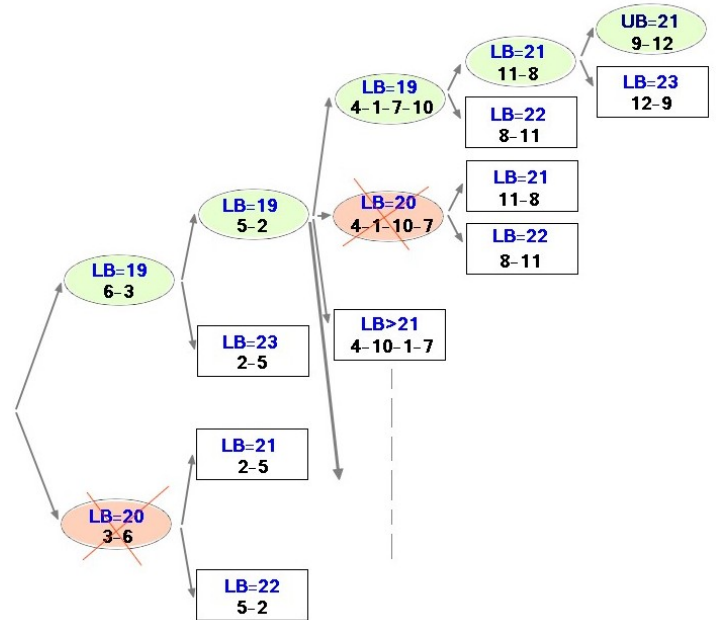


Figure 5: Solving the flow shop example using NeighborDirectRel (LB:Lower Bound / UB:Upper Bound)



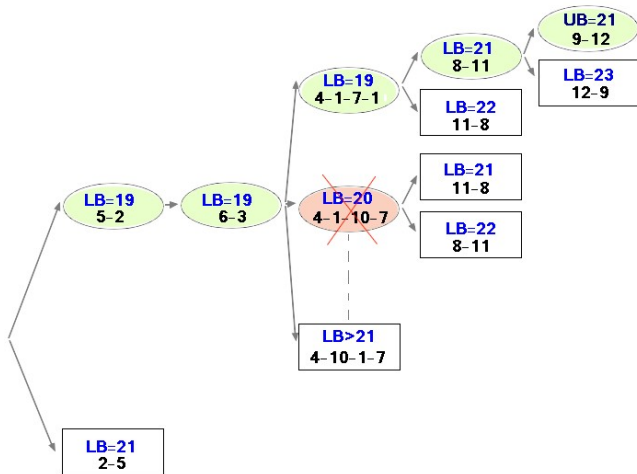


Figure 6: Solving the flow shop example using NeighborIndirectRel (LB:Lower Bound / UB:Upper Bound)

## References

- Aloulou, M. and Artigues, C. (2007). Worst-case evaluation of flexible solutions in disjunctive scheduling problems. *Computational Science and Its Applications - ICCSA 2007 International Conference, Proceedings, Part III*, 1205:1027–1036.
- Artigues, C., Billaut, J.-C., and Esswein, C. (2005). Maximization of solution flexibility for robust shop scheduling. *European Journal of Operational Research*, 165:314–328.
- Brucker and Knust (2008). Complexity results for scheduling problems. [online; retrieved on 2008-06-18].
- Brucker, P., Jurisch, B., and Sievers, B. (1994). A branch and bound algorithm for the job-shop scheduling problem. *Discrete Applied Mathematics*, 49:107–127.
- Cardin, O., Mebarki, N., and Pinot, G. (2013). A study of the robustness of the group scheduling method using an emulation of a complex fms. *International Journal of Production Economics*, 146:199–207.
- Davenport and Beck (2000). A survey of techniques for scheduling with uncertainty. Unpublished manuscript.
- Erschler and Roubellat (1989). An approach for real time scheduling for activities with time and resource constraints. In Slowinski, R. and Weglarz, J., editors, *Advances in project scheduling*. Elsevier.
- Esswein, C. (2003). *Un apport de flexibilité séquentielle pour l'ordonnancement robuste*. PhD thesis, Université François Rabelais Tours(France).
- Graham, Lawler, Lenstra, and Kan, R. (1979). Optimization and approximation in deterministic sequencing and scheduling: a survey. *Annals of Discrete Mathematics*, 5, 287-326.
- Lawler, E. L. (1973). Optimal sequencing of a single machine subject to precedence constraints. *Management Science*, 19:544–546.
- Lawrence, S. (1984). Resource constrained project scheduling: an experimental investigation of heuristic scheduling techniques (supplement).
- Logendran, R., CARSON, S., and HANSON, E. (2005). Group scheduling in flexible flow shops. *International Journal of Production Economics*, 96:143–155.
- Mebarki, N., Cardin, O., and Guérin, C. (2013). Evaluation of a new human-machine decision support system for group scheduling. In Narayanan, S., editor, *Analysis, Design, and Evaluation of Human-Machine Systems*, pages 211–217, Las Vegas, Nevada, USA. IFAC.
- Pinot, G. (2008). *Coopération homme-machine pour l'ordonnancement sous incertitudes*. PhD thesis, Université de Nantes (France).
- Pinot, G., Cardin, O., and Mebarki, N. (2007). A study on the group sequencing method in regards with transportation in an industrial fms. In *The IEEE SMC 2007 International Conference, MONTREAL - CANADA*.
- Pinot, G. and Mebarki, N. (2008). Best-case lower bounds in a group sequence for the job shop problem. In *17th IFAC World Congress*, Seoul, Korea.
- Pinot, G. and Mebarki, N. (2009). An exact method for the best case in group sequence: Application to a general shop problem. In *13th IFAC Symposium on Information Control Problems in Manufacturing*, Moscow, Russia.
- Pinot, G., Mebarki, N., and Hoc, J. M. (2009). A new human-machine system for group sequencing. In *International Conference on Industrial Engineering and Systems Management*, MONTREAL - CANADA.