



HAL
open science

Toward Continuous-Wave Regime Teleportation for Light Matter Quantum Relay Stations

Florian Kaiser, Amandine Issautier, Lutfi Arif Ngah, Djeylan Aktas, Tom
Delord, Sébastien Tanzilli

► **To cite this version:**

Florian Kaiser, Amandine Issautier, Lutfi Arif Ngah, Djeylan Aktas, Tom Delord, et al.. Toward Continuous-Wave Regime Teleportation for Light Matter Quantum Relay Stations. IEEE Journal of Selected Topics in Quantum Electronics, 2015, 21 (3), pp.6400709. 10.1109/JSTQE.2014.2381465 . hal-01161448

HAL Id: hal-01161448

<https://hal.science/hal-01161448v1>

Submitted on 8 Jun 2015

HAL is a multi-disciplinary open access archive for the deposit and dissemination of scientific research documents, whether they are published or not. The documents may come from teaching and research institutions in France or abroad, or from public or private research centers.

L'archive ouverte pluridisciplinaire **HAL**, est destinée au dépôt et à la diffusion de documents scientifiques de niveau recherche, publiés ou non, émanant des établissements d'enseignement et de recherche français ou étrangers, des laboratoires publics ou privés.

Towards continuous-wave regime teleportation for light matter quantum relay stations

F. Kaiser^{1,*}, A. Issautier¹, L. A. Ngah¹, D. Aktas¹, T. Delord^{2,1}, and S. Tanzilli^{1,†}

1. *Université Nice Sophia Antipolis, Laboratoire de Physique de la Matière Condensée, CNRS UMR 7336, Parc Valrose, 06108 Nice, France.*

2. *École Normale Supérieure de Lyon, 46 Allée d'Italie, F-69364 Lyon Cedex 07, France.*

We report a teleportation experiment involving narrowband entangled photons at 1560 nm and qubit photons at 795 nm emulated by faint laser pulses. A nonlinear difference frequency generation stage converts the 795 nm photons to 1560 nm in order to enable interference with one photon out of the pairs, *i.e.*, at the same wavelength. The spectral bandwidth of all involved photons is of about 25 MHz, which is close to the emission bandwidth of emissive quantum memory devices, notably those based on ensembles of cold atoms and rare earth ions. This opens the route towards the realization of hybrid quantum nodes, *i.e.*, combining quantum memories and entanglement-based quantum relays exploiting either a synchronized (pulsed) or asynchronous (continuous-wave) scenario.

PACS numbers: 03.67.-a, 03.67.Bg, 03.67.Dd, 42.50.Dv, 42.50.Ex, 42.65.Lm, 42.65.Wi

Keywords: Quantum teleportation, quantum communication, nonlinear optical processes, coherent quantum interface, photonic entanglement

I. INTRODUCTION

Pushing quantum information science one step further will certainly imply augmented compatibility between current quantum technologies, notably those offering pertinent solutions in matter and photonic based quantum systems [1, 2]. This would allow benefiting from the advantages of both worlds and enable true quantum networking applications [3]. For example, thanks to the high level of control achieved by experimentalists, atomic and ionic ensembles have been demonstrated to be interesting candidates for storage, manipulation, as well as processing of qubits. On the other hand, photons are ideal qubit carriers for information distribution tasks, as they can propagate over long distance, at high speed, and with essentially no interaction with their environment in both free-space and optical fibers.

One of the main differences between photonic and matter quantum systems lies in their spectral emission and interaction bandwidths, respectively. While typical photonic entanglement sources exhibit spectral bandwidths on the order of some 100 GHz [2], matter systems are designed for spectral bandwidths ranging from 100 kHz to 5 GHz [4]. In addition, matter qubit systems usually operate below 900 nm, while long distance quantum communication links rather operate best in the telecom C-band of wavelength, *i.e.*, around 1550 nm where a variety of standard fiber-optic components are available. These severe discrepancies make the compatibility between both worlds very low. For this reason, state-of-the-art long-distance quantum communication devices have so far relied on the generation of photonic qubits without involving matter systems [5].

It has been shown that advanced protocols, such as quantum relays based on teleportation and entanglement swapping schemes [6], as well as quantum repeater scenarios [3], can allow to further increase the communication distance and the efficiency of quantum networks. However, there are usually two

main issues. First, the synchronization of different measurement stations along the communication link becomes a severe limitation at long distances, especially for broadband photons (≥ 1 GHz) [7–9]. Second, a significant boost in communication speed and distance can only be achieved with quantum memory devices at every relay station, thus requiring interactions between photons and atoms [3, 10]. Therefore, the future of quantum nodes very likely depends on the ability to realize hybrid quantum systems, coupling standard photonic and matter based devices, having coherently and efficiently matched spectral properties. In this framework the nonlinear optical processes of sum and difference frequency generation are expected to play a more and more important role [11, 12].

II. SCOPE OF THIS PAPER

In the following, we describe the realization of a teleportation experiment involving narrowband photons. In our experiment we couple both photons at 1560 nm for optimal distribution in optical fiber networks and photons at 795 nm, as obtained from rubidium atomic ensemble based quantum memory devices [12–15]. Our primary goal is to apply the system for a teleportation experiment in which a narrowband photonic qubit, emitted by a matter system (such as a cold atomic cloud) reaches a quantum relay station and its state is teleported onto another photon. In our experiment, we replace the matter based qubit source by faint laser pulses, which allows testing the capabilities of our teleportation scheme with a greater flexibility. The issues associated with the future implementation of true single photon sources based on quantum memories will be discussed in more detail at the end of this paper.

III. PRINCIPLE OF THE TELEPORTATION PROTOCOL

The implementation of the teleportation protocol requires two main resources: a single photonic qubit, $|\psi\rangle_1$, and a pair of photonic entangled qubits, $|\psi\rangle_{23}$. A so-called joint Bell

* florian.kaiser@unice.fr

† sebastien.tanzilli@unice.fr

state measurement (BSM) is then performed on the single qubit and one of the entangled qubits. Taking into account the result of the BSM then makes it possible to teleport the original single qubit onto the second of the initially entangled qubits [16].

As depicted in FIG. 1, assume Alice prepares, for example, a polarization encoded single qubit of the form

$$|\psi\rangle_1 = \alpha|H\rangle_1 + \beta|V\rangle_1, \quad (1)$$

where $|H\rangle$ and $|V\rangle$ denote horizontal and vertical polarization modes, respectively. Here, quantum information is defined by the complex probability amplitudes α and β , which are normalized as $|\alpha|^2 + |\beta|^2 = 1$. Then, teleportation of $|\psi\rangle_1$ can be achieved by exploiting a pure quantum resource, in this case a maximally entangled state of the form

$$|\psi\rangle_{23} = \frac{1}{\sqrt{2}} (|H\rangle_2|H\rangle_3 + |V\rangle_2|V\rangle_3), \quad (2)$$

initially shared by Alice and Bob (see also FIG. 1). For the sake of simplicity, we now assume that all involved photons on which qubits are coded have the same wavelength. The combined state, $|\psi\rangle_{123} = |\psi\rangle_1 \otimes |\psi\rangle_{23}$, can be written as

$$\begin{aligned} |\psi\rangle_{123} = & \frac{1}{2} \left(|\Phi^+\rangle_{12} (\alpha|H\rangle_3 + \beta|V\rangle_3) \right. \\ & + |\Phi^-\rangle_{12} (\alpha|H\rangle_3 - \beta|V\rangle_3) \\ & + |\Psi^+\rangle_{12} (\beta|H\rangle_3 + \alpha|V\rangle_3) \\ & \left. + |\Psi^-\rangle_{12} (-\beta|H\rangle_3 + \alpha|V\rangle_3) \right). \quad (3) \end{aligned}$$

Here, $|\Phi^\pm\rangle_{12} = \frac{1}{\sqrt{2}} (|H\rangle_1|H\rangle_2 \pm |V\rangle_1|V\rangle_2)$ and $|\Psi^\pm\rangle_{12} = \frac{1}{\sqrt{2}} (|H\rangle_1|V\rangle_2 \pm |V\rangle_1|H\rangle_2)$ are the four maximally entangled Bell states. Consequently, if a Bell state measurement (BSM) is performed on qubits 1 and 2, the latter are projected onto one of those four Bell states, making it possible to retrieve the initial qubit state 1 on Bob's photon 3 after he applies a unitary transformation on his qubit. The unitary transformation to be applied is either \mathcal{I} , σ_z , σ_x , or σ_y , for a BSM result to be $|\Phi^+\rangle_{12}$, $|\Phi^-\rangle_{12}$, $|\Psi^+\rangle_{12}$ or $|\Psi^-\rangle_{12}$, respectively. Here \mathcal{I} stands for the identity operator and σ_i for the Pauli operators defined along the three spatial directions ($i \in \{x, y, z\}$). Note that the teleportation protocol can be extended to that of entanglement swapping as shown in Ref. [17]. Also note that

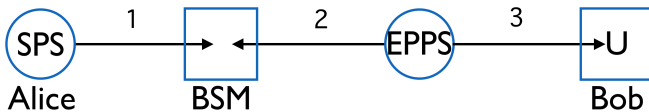


FIG. 1. Schematics of the teleportation protocol. Alice and Bob initially share the resource of entanglement, thanks to photons 2 and 3. Alice prepares single qubit states coded on photons 1. Photons 1 and 2 are projected onto an entanglement state at the BSM stage. SPS: single photon source; EPPS: entangled photon pair source.

the result at the BSM stage not only permits applying the unitary transformation on Bob's qubit 3 but also triggering Bob's detectors conditionally, and therefore augmenting the effective signal-to-noise ratio of the overall quantum channel as expected from quantum relay schemes [6].

IV. EXPERIMENTAL REALIZATION - QUBIT SOURCE AND WAVELENGTH CONVERSION

FIG. 2 shows the realization of the qubit source.

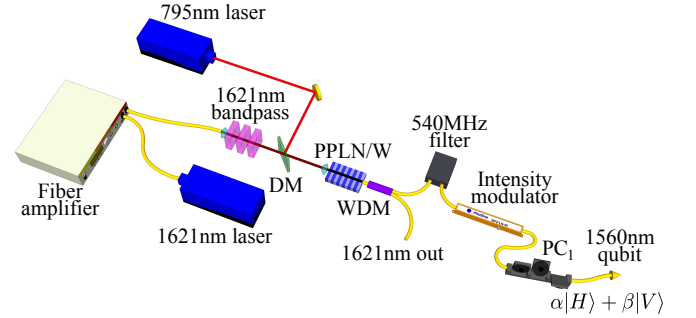


FIG. 2. Photonic qubit generator setup. A 795 nm laser is overlapped with a 1621 nm at a dichroic mirror (DM) and sent to a PPLN/W. The 795 nm light is frequency converted to 1560 nm via DFG. The 1621 nm pump light induces Raman emission in both the employed optical fibers and the PPLN/W. Several filtering techniques are applied to suppress the emitted Raman photons around 1560 nm. The photonic qubit is formed using an intensity modulator followed by a polarization controller (PC).

We employ a continuous wave 795 nm laser (Toptica DL pro) to emulate the emission of qubit photons at this particular wavelength, as can be the case, for instance, from an ensemble of cold rubidium atoms [18]. The laser light is then converted to the wavelength of 1560 nm by means of a coherent quantum interface operated in the difference frequency generation (DFG) regime. Here, by 'coherent' we understand that the interface works for long coherence time photons [19]. To do so, we overlap the 795 nm photons with an intense field at 1621 nm using a dichroic mirror (DM) and couple both fields into a periodically poled lithium niobate waveguide (PPLN/W) with a length of 3.8 cm. At a crystal temperature of 70°C the phase matching is optimized for the above mentioned DFG process. In FIG. 3 we show the conversion efficiency from 795 nm to 1560 nm as a function of the optical power of the 1621 nm laser. At around 450 mW, the optimum conversion efficiency is achieved. Note that the 100% internal conversion efficiency, as shown in the graph, corresponds to a 27% overall conversion efficiency which is calculated from the input to the output of the conversion stage, therefore taking into account the losses from the dichroic mirror to the spectral filters.

Similarly as in reference [20], we find additionally that the 1621 nm light induces a significant noise background due to Raman scattering in the 3.8 cm long PPLN/W. In addition, we also find strong Raman scattering in optical fibers.

To avoid fiber-based Raman scattering noise we chose to couple the 795 nm and 1621 nm fields via free-space into the PPLN/W. The measured short wavelength shifted Raman spectrum (anti-Stokes) of both the 3.8 cm PPLN/W and a 2 m standard optical fiber (Corning SMF-28e) is shown in FIG. 4. We find broadband emission covering more than 100 nm with a non negligible part of the emission being at 1560 nm. The blue curve in FIG. 3 shows the noise photon rate in the wavelength range 1500 – 1565 nm for the PPLN/W only. A quadratic increase in noise is observed with probabilities of about 10^{-4} noise photons per nanosecond at near unit conversion efficiency. As this noise contribution is too high for most quantum communication applications, we addressed the problem in three ways. First, fiber Raman noise at the PPLN/W input is removed by using three 1621 ± 5 nm band-pass filters and by coupling light into the waveguide via free space. Second, fiber Raman noise after the PPLN/W is reduced by using a very short collection fiber (< 2 cm) followed by a wavelength division multiplexer (WDM) that separates the wavelengths of 1560 nm and 1621 nm. To counteract the Raman emission coming from the PPLN/W we use a 1560 nm narrowband phase shifted fiber Bragg grating bandpass filter after the WDM. It has a spectral bandwidth of about 540 MHz and essentially reduces the noise rate way below the noise of our detectors ($\sim 10^{-6} \text{ ns}^{-1}$).

In order to generate qubit photons with spectral properties similar to the emission of cold rubidium atomic ensembles [18], we use the following experimental settings. The 795 nm laser is operated at a continuous power that corresponds to 0.8 photons per 15 ns. The DFG module is operated at $\sim 90\%$ conversion efficiency, *i.e.*, we couple ~ 350 mW at 1621 nm into the PPLN/W. Additionally accounting for losses in the Raman noise filtering stage leads therefore to an average of 0.2 photons per 15 ns at 1560 nm. The continuous wave signal at 1560 nm is transformed to a 15 ns pulsed signal using a fast telecom intensity modulator with about 3 dB of

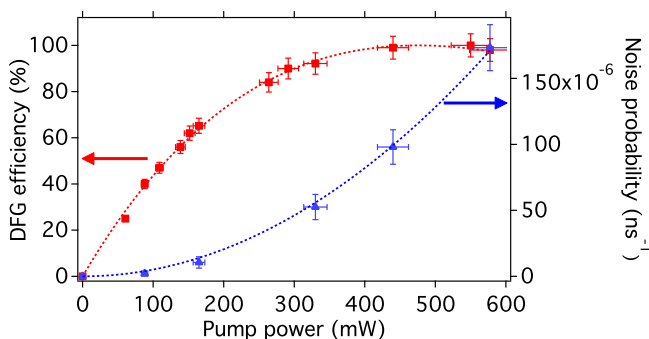


FIG. 3. Internal DFG conversion efficiency (red data points and fitting dashed line) as a function of the pump power at 1621 nm and associated probability of having a noise photon in the wavelength range 1500 – 1565 nm (blue data points and fitting dashed line). The horizontal error bars assume a 5% measurement uncertainty for the employed power-meters. The blue curve shows the probability of having a noise photon, while the vertical curve ones assume reasonably a poissonian distribution for the photon detection.

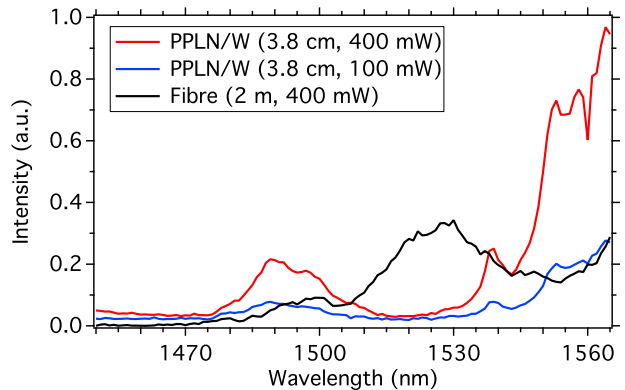


FIG. 4. Short wavelength shifted Raman spectrum (anti-Stokes) for both a 2 m optical fiber and a 3.8 cm long PPLN/W at different pump powers. Both contributions show undesired Raman noise at 1560 nm. For the PPLN/W spectrum at 400 mW (red curve) the dip at 1560 nm originates from sum frequency generation of the 1621 nm pump and the 1560 nm Raman noise ($1621 \text{ nm} + 1560 \text{ nm} \rightarrow 795 \text{ nm}$). fiber-based Raman scattering can be avoided by coupling light fields into the PPLN/W via free-space.

losses. This means that by adjusting the amplitude of the intensity modulator, we can set the probability of having a qubit photon per 15 ns pulse from 0 to 0.1. In the end, a polarization controller (PC_1) is used to code polarization qubit states, $|\psi\rangle_1$, on those photons.

We note that using the intensity modulator after frequency conversion reduces Raman noise counts on the single photon detector by blocking simultaneously the DFG signal, and the Raman noise. Ideally one should employ an intensity modulator at 795 nm, but we did not have such a modulator at the time of the experiment. We believe that our approach is valid since our Raman noise filtering stage reduces the noise contribution below the dark count level of the detector, even without the intensity modular in place. Consequently, we do not expect significantly different results for employing the intensity modulator before or after the DFG stage.

V. EXPERIMENTAL REALIZATION - TELEPORTATION

A schematic of the experimental setup for teleportation is shown in FIG. 5.

As a source of polarization entangled qubit pairs, we use a particularly versatile system based on another high efficiency PPLN/W. The source is based on spontaneous parametric down-conversion (SPDC) and is described in details in references [21, 22]. With such a system, high-quality polarization entangled photon pairs at 1560 nm are generated in the state

$$|\psi\rangle_{23} = \frac{1}{\sqrt{2}} \left(|H\rangle_2 |H\rangle_3 + e^{i\phi} |V\rangle_2 |V\rangle_3 \right), \quad (4)$$

in which ϕ is a user controlled phase factor. In addition, the photon spectral bandwidth can be chosen over a large range, namely from 25 MHz to 4 THz. For the rest of this paper, the

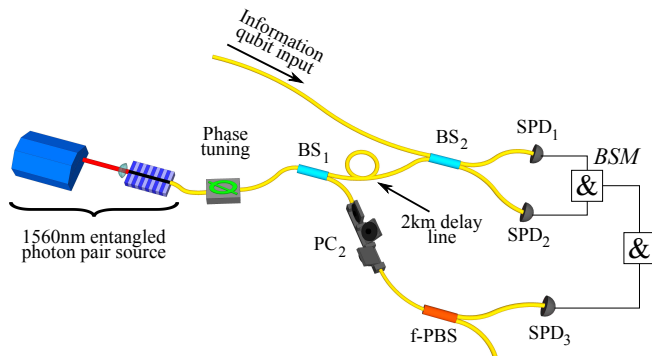


FIG. 5. Schematic of the experimental setup. Polarization entangled photons (2 & 3) are generated in the lower half of the figure and split at BS₁. One of the entangled photons is made to interfere with the information qubit at BS₂. A BSM is performed using SPD₁ and SPD₂. The teleported qubit 3 is analyzed using an f-PBS and SPD₃ (see text for explanation).

source is operated at 25 MHz, so as to match with absorption and emission bandwidths of typical atomic ensembles, and also with the qubit source described above. The entanglement source can be operated at rates of 0.01 – 0.03 photon pairs per coherence time (~ 15 ns) at the source origin, however, each photon experiences about 10 dB of loss in the experimental setup.

The BSM between the information qubit and one of the entangled qubits is performed using a fiber optics beam-splitter (BS₂) followed by two indium-gallium-arsenide (InGaAs) single photon detectors (SPD). This configuration gives a coincidence between SPD₁ and SPD₂ only if qubits 1 and 2 are projected onto the fermionic Bell state $|\Psi^- \rangle_{12}$, thus leaving qubit 3 in the state $|\psi \rangle_3 = -\beta|H \rangle_3 + \alpha|V \rangle_3$. In the following we will solely concentrate on this particular event. Whenever the BSM announces the state $|\Psi^- \rangle_{23}$ we use PC₂ to perform the necessary unitary operation to transform qubit 3 to the initial state of qubit 1. The state of qubit 3 is analysed using a fiber polarizing beam-splitter (f-PBS) and SPD₃.

In an ideal long distance scenario, the qubit source and the entanglement source should be operated independently. Because the photons used in this experiment show coherence times that exceed by far the timing-jitter of the SPDs, this scheme would indeed be achievable [23]. However, due to technical limitations of the intensity modulator driver, we were not capable of generating more than 10^6 faint laser pulses per second, much lower than the optimal generation rate of $\sim 2.5 \cdot 10^7$ pulses per second. To reduce the measurement times and to increase the probability of having two photons simultaneously at the BSM, we modify the experimental procedure by inverting the measurement order of the teleportation scheme. In other words, as the measurement order in such experiments is irrelevant, at least for fundamental tests [24, 25], we measure first qubit 3. This announces the presence of qubit 2 which is held in a 2 km fiber delay line and leaves enough time to herald the generation of qubit 1. The delays are chosen such that qubit 1 and 2 arrive always simultaneously at BS₂. This increases significantly the probability

of a successful BSM and leads to much shorter measurement times.

VI. EXPERIMENTAL RESULTS - CHARACTERIZATION

Before performing teleportation, we first characterize the quality of our setup. Since the photonic sources involved in this experiment show non-deterministic photon number statistics, the probabilities of having both multiple qubit photons and multiple entangled qubits at once is non negligible. Such contributions lead to reduced teleportation fidelities, and therefore influence the quality of the experimental results. For characterizing the sources, we perform an initial test using the following conditions. The qubit is prepared as

$$|\psi \rangle_1 = \sin \theta |H \rangle_1 + \cos \theta |V \rangle_1, \quad (5)$$

in which θ is a polarization rotation angle, set by PC₁ (see FIG. 2). Qubit 3 is analysed as $|H \rangle_3$ and the threefold coincidence rate between SPD₁, SPD₂ and SPD₃ is measured as a function of θ . The optical powers are set such that we have a probability of 0.02 generated photon pairs per 15 ns (at the PPLN/W output), and 0.03 photons per laser pulse (in front of BS₂). The result is shown in FIG. 6. As expected, a sinusoidal modulation of the threefold coincidence rate is obtained. To infer the quality of this measurement, we define

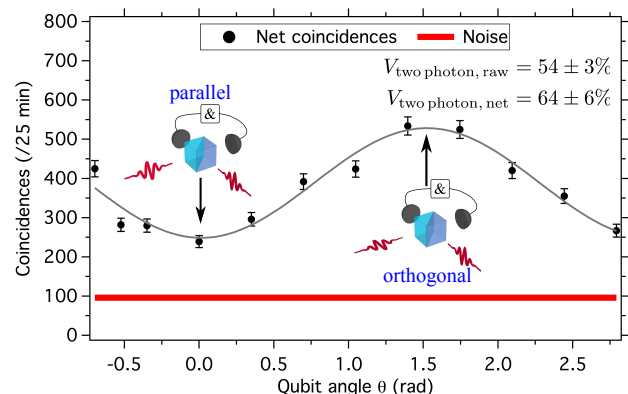


FIG. 6. Threefold coincidence rate as a function of the rotation angle θ applied to the qubit photon. A sinusoidal modulation is obtained and the associated visibilities are in good agreement with the theoretical expectations. This measurement demonstrates that the experimental setup has been properly aligned.

visibility parameter similar to that used in two-photon interference type experiments related to teleportation or entanglement swapping protocols [26, 27]

$$V_{\text{two photon}} = \frac{C_{\text{max}} - C_{\text{min}}}{C_{\text{max}}}, \quad (6)$$

in which C_{max} and C_{min} denote the maximum and minimum coincidence rates, respectively. We obtain a raw visibility of $54 \pm 3\%$, and correction for false events originating from detector dark counts leads to a net visibility of about 64% (see appendix A for details on dark count subtraction).

To characterize our photonic sources, and setup in a more general way, we repeat this measurement for various mean numbers of photons. We tune the entangled photon pair generation from 0.01 to 0.03 pairs per 15 ns and the laser power from 0.0025 to 0.1 photons per pulse. FIG. 7 represents the obtained and related visibilities. We can attain a maximum raw visibility of about 55%, and correction for dark count events leads to a net visibility of about 75%. Aside from non perfect photon number statistics, non perfect visibilities

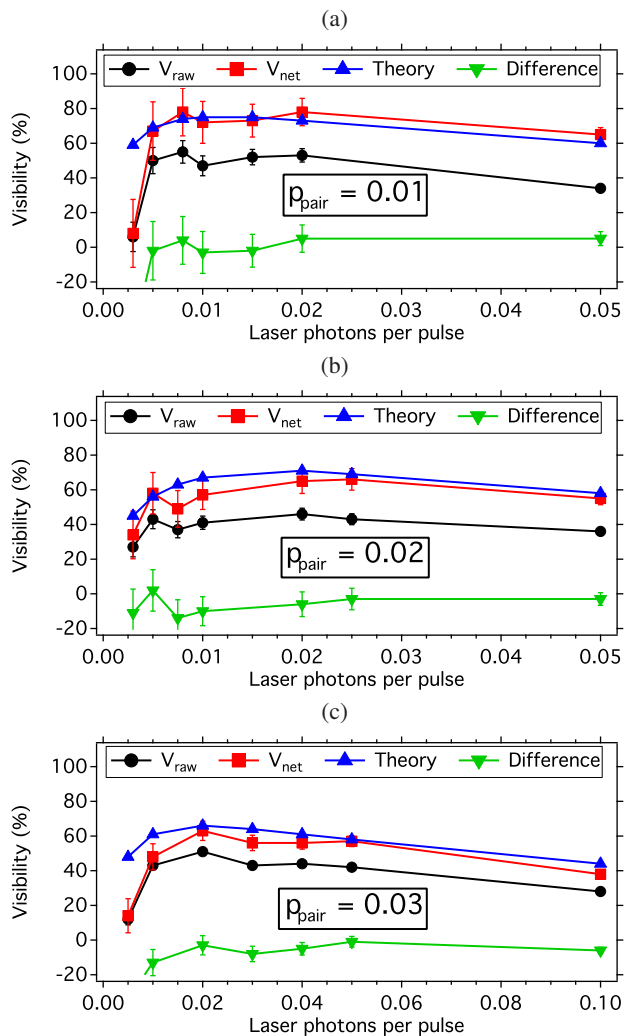


FIG. 7. Obtained visibilities for probabilities of having a single photon in a qubit laser pulse. From (a) to (c), the probability of generating an entangled photon pair per coherence time, p_{pair} , is increased from 0.01 to 0.03. Raw (net) visibilities of up to 55% (75%) are obtained. In all graphs, the net visibilities agree reasonably well with the theoretical expectations (within about 10%). The green points indicate the difference between raw and theoretical visibilities. All lines between data points are guides to the eye. The comparatively strong differences for low numbers of laser photons per pulse can be explained by the following reasons. Due to noise from the DFG stage it was hard to precisely characterise the real number of qubit photons per laser pulse. Additionally, there is a very strong dependence of the visibility as a function of the photon number per pulse in this region, such that small intensity fluctuations cause a strong error in visibility.

are explained by two main limitations. First, as shown in FIG. 8, the temporal shapes of the qubit photon and entangled photons show an overlap of only 91% in the integration region (± 4 ns), due to the capabilities of the intensity modulator driver. In addition, the entangled photon pairs experience losses of about 10 dB and are split in a non deterministic fashion at BS₁, which introduces another reduction in the maximum visibility. Taking into account these experimental imperfections, we obtain a reasonably good agreement between theory and experiment (see appendix B for more details).

Note that these initial visibility tests have been performed in the so-called phase-insensitive $\{H; V\}$ basis, which does not represent a proof of teleportation, but rather a quality test of the optical setup. In other words, a purely classical state would lead to the same results. In order to prove the quantum nature of our observations we need to perform an experiment in the phase-sensitive basis in which control on the coherence of the employed states matters.

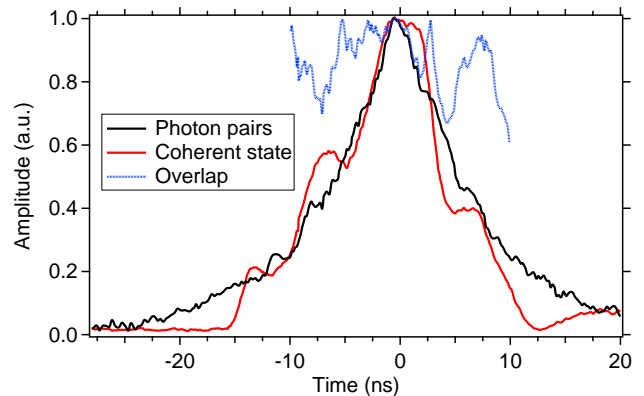


FIG. 8. Temporal shape of photons obtained from the SPDC photon-pair source (black) and attenuated laser pulses (red). The overlap between both signals is shown as blue dashed line. The overlap integral in the region of interest (± 4 ns) is about 91%.

VII. EXPERIMENTAL RESULTS IN THE TELEPORTATION REGIME

To demonstrate teleportation in the phase sensitive basis, there are three options. One could either perform a quantum state tomography measurement via generating several different input qubit photons and comparing them with the measured qubit 3 state. Such a procedure is a tedious work requiring long measurement times for polarization qubits. Alternatively, one could repeat the measurement of FIG. 6 and analyse qubit 3 in the diagonal basis $\{D\}$, where $|D\rangle_3 = \frac{1}{\sqrt{2}}(|H\rangle_3 + |V\rangle_3)$. However, in our particular fully fiber setup, the phase relation ϕ_3 between the contributions $|H\rangle_3$ and $|V\rangle_3$ could not be determined. Consequently, we choose to perform energy-time like measurements to demonstrate teleportation in the phase sensitive basis. This allows simplifying the experimental implementation, as the exact value of ϕ_3 becomes unimportant as long as it is stable during the measurement

times. Note that the related theoretical background is given in appendix C. In short, qubit 1 (see equation 1) has to be prepared in the diagonal state of polarization, *i.e.* $\alpha = \beta = \frac{1}{\sqrt{2}}$ (or $\theta = 45^\circ$). Moreover, the phase ϕ in the entangled state (see equation 4) is scanned and qubit 3 is analyzed in the diagonal basis. As a consequence, we expect a sinusoidal dependence of the coincidence rate as a function of ϕ . The fringe visibility (V), now defined as

$$V_{\text{ent}} = \frac{C_{\text{max}} - C_{\text{min}}}{C_{\text{max}} + C_{\text{min}}}, \quad (7)$$

as usually done for entanglement based measurements, quantifies then the teleportation fidelity (F) as $F = \frac{1 + V_{\text{ent}}}{2}$ [7, 28]. Compared to the full quantum state tomography this measurement requires much less measurements and can therefore be performed in a much shorter time.

The experimental results for a photon pair generation rate of 0.02 pairs per 15 ns, and 0.02 photons per laser pulse are shown in FIG. 9. We obtain a raw fringe visibility of $29 \pm 5\%$

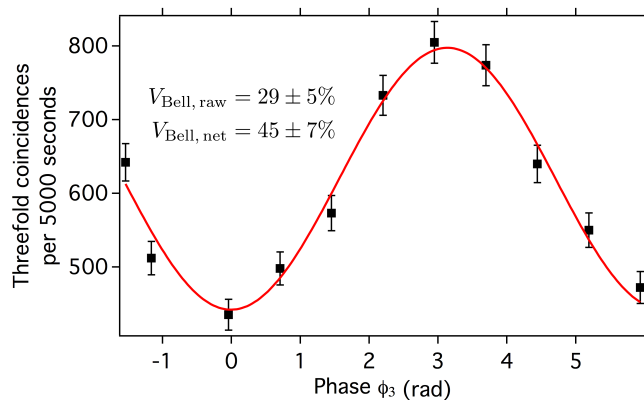


FIG. 9. Experimental results for the energy-time like teleportation experiment. A sinusoidal coincidence rate modulation is obtained as a function of the phase ϕ in the entangled state. The red line is a sinusoidal fit to the data.

and a net visibility of about 45% which is in good agreement with the theoretical expectation.

VIII. CONCLUSION AND OUTLOOK

We have demonstrated a teleportation experiment in which narrowband photonic qubits at 1560 nm are coupled at a Bell state measurement stage. Single photons emulated from a faint laser operating at 795 nm, were converted to 1560 nm via the non-linear process of difference frequency generation in a periodically poled lithium niobate waveguide. They were converted to pulses using an intensity modulator and then measured in a joint manner with photons out of entangled pairs. This teleportation experiment paves the way towards continuous wave regime teleportation experiments with single photons emitted by atomic quantum memories. In this case the observed interference visibilities could also be strongly improved by better photon number statistics. One of the main

limitations of the current experiment is the poissonian photon statistics for the single qubit photons.

Regarding the non-linear conversion stage, we have outlined strategies for reducing the Raman scattering induced noise at 1560 nm, so as to obtain essentially noise free photon conversion. Moreover, the resource of photonic entanglement was obtained from a highly versatile source that permits to generate polarization entangled photons over a bandwidth of 25 MHz, but also to tune the phase between the two contributions to the entangled state.

Concerning the performance of the reported teleportation scheme, the obtained raw and net visibilities lead to corresponding fidelities that are, strictly speaking, below the cloning threshold ($5/6$) for inferring a true quantum teleportation [29]. However, we note that this is mainly due to technical reasons which can be overcome with current technologies. The limited speed of the intensity modulator and associated driver (~ 150 MHz) reduces the temporal and spectral overlap between the single and entangled photons to about 91%. A faster modulator and an arbitrary waveform driver would overcome this problem. In addition, visibilities could be increased by deterministically separating the entangled photon pairs, as demonstrated in references [23, 30]. Improved visibilities would also be achieved by reducing the propagation losses, *e.g.* by splicing all fiber connections. Finally, and this is the main contribution, employing a heralded single photon source, as those based on an emissive quantum memory, would allow to obtain near unit net visibilities [12, 18]. Note that for a real application scenario, the raw visibility stands as the figure of merit of interest, implying the use of much less noisy single photon detectors, *e.g.* those based on superconducting nanowires [31]. By applying all the above mentioned modifications, demonstrations of long distance quantum relay scenarios employing both light and matter systems could be achieved in the near future.

Appendix A: Measurement of dark count contributions

To measure the detector dark counts induced coincidences in our experiment we use the following strategy. We operate both the SPDC photon pair source and the coherent light source at nominal settings. Then we measure the dark count rates DC_1 , DC_2 , DC_3 , DC_{12} , DC_{13} , and DC_{23} . Here the subscripts denote the respective detectors that are blocked. The total dark count rate DC is then

$$DC = DC_1 + DC_2 + DC_3 - DC_{12} - DC_{13} - DC_{23}. \quad (A1)$$

Appendix B: Calculation of the maximal expected visibility

Both the photon pair source and the coherent source show non ideal photon number statistics, *i.e.* they emit occasionally more than one photon pair, or more than one qubit photon at a time. This reduces the teleportation fidelity because the interference visibility at BS_2 is reduced for multiphoton inputs. It is therefore necessary to operate the sources at very low photon fluxes to minimize multiphoton effects, typically on the

order of 0.01 – 0.1 generated photons (or photon pairs) per coherence time.

In addition, losses in the experimental setup and non unit detection efficiencies reduce the probability of detecting, at the same time, three photons on SPD₁, SPD₂ and SPD₃.

In the following we will outline the basic ideas of how to calculate the reduced visibilities when accounting for these imperfections.

1.) The state emitted by the entangled photon pair source can be approximated by

$$|\psi\rangle_{23} \propto \sqrt{p_0}|0\rangle + \sqrt{p_1}|2\rangle + \sqrt{p_2}|4\rangle + \mathcal{O}, \quad (\text{B1})$$

in which p_0 , p_1 , and p_2 denote the probability of generating zero, one or two photon pairs per coherence time. The numbers in the ket vectors denote the photon numbers. Usually, the probabilities p_0 and p_2 are expressed as function of p_1 :

$$p_0 = 1 - p_1 - p_1^2 \quad (\text{B2})$$

$$p_2 = p_1^2. \quad (\text{B3})$$

In a similar fashion, the state emitted by the coherent source is

$$|\psi\rangle_1 \propto \sqrt{l_0}|0\rangle + \sqrt{l_1}|1\rangle + \sqrt{l_2}|2\rangle + \mathcal{O}, \quad (\text{B4})$$

in which l_0 , l_1 , and l_2 denote the probabilities of having 0, 1, or 2 qubit photons per coherence time, *i.e.* within a laser pulse. For our laser source we have also

$$l_0 = 1 - l_1 - \frac{l_1^2}{2} \quad (\text{B5})$$

$$l_2 = \frac{l_1^2}{2}. \quad (\text{B6})$$

2.) The photons from the SPDC source propagate towards BS₁ and we can compute the probabilities for the eight possible outcomes $|4\rangle_2|0\rangle_3$, $|3\rangle_2|1\rangle_3$, $|2\rangle_2|2\rangle_3$, $|1\rangle_2|3\rangle_3$, $|0\rangle_2|4\rangle_3$, $|2\rangle_2|0\rangle_3$, $|1\rangle_2|1\rangle_3$, and $|0\rangle_2|2\rangle_3$. The subscripts 2 and 3 denote the two possible paths at the output of BS₁.

3.) The probability that the photons in path 3 give a detection event is given by

$$P(N, t_3, \eta) = 1 - (1 - t_3 \eta)^N, \quad (\text{B7})$$

where N is the number of photons in path 3, t_3 is the transmission of path 3, and η the detection efficiency of the non photon number resolving detector. With these tools we can then calculate the probabilities of heralding 0, 1, 2, or 3 photons in path 2. For calculating the probabilities h_0 , h_1 , h_2 , and h_3 of having 0, 1, 2, or 3 photons in front of BS₂ we need also to consider the transmission of path 2, t_2 .

4.) Since we are dealing with interference on BS₂ we need to transform the probabilities h_0 , h_1 , h_2 , and h_3 to probability amplitudes by taking the square root. At the other input port of BS₂ we have the photons from the coherent source in the state $|\psi\rangle_1$. The probability amplitudes for all possible

outcomes at BS₂ (ranging from $|5\rangle_1|0\rangle_2$ to $|0\rangle_1|5\rangle_2$) are then computed for distinguishable and indistinguishable photons. Squaring the absolute value of these probability amplitudes and accounting for the respective detection efficiencies (via multiplication with $P(N, 1, \eta)$) allows us to compute the rate of threefold detection events, $C_{\text{dis}} \equiv C_{\text{max}}$ and $R_{\text{indis}} \equiv C_{\text{min}}$, heralded by a click on detector SPD₃.

5.) The maximum attainable visibilities $V_{\text{two-photon}}$ and V_{ent} can then be calculated as a function of p_1 , l_1 , t_1 , t_2 , and η .

An example, the maximum achievable visibilities (two-photon interference, and entanglement) as a function of p_1 and l_1 are shown in FIG. 10 and FIG. 11. For these plots we assume $t_1 = t_2 = 0.1$ and $\eta = 0.2$.

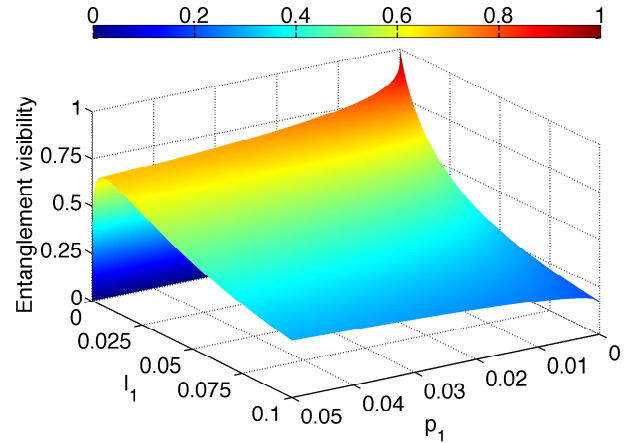


FIG. 10. Maximum achievable entanglement visibility V_{ent} for imperfect photonic sources. The probability of generating, via SPDC, one photon pair per coherence time is p_1 . The probability having a photon from the coherent source per coherence time is l_1 . The colorbar on top indicates the visibility.

Appendix C: Theoretical background for energy-time like teleportation

To demonstrate that our experiment indeed performs teleportation, we need to show that the experimental settings at the single qubit generator and the qubit analysis stage influence the threefold coincidence rate in a nonlocal fashion. We derive in the following the theoretical framework for our experiment and describe afterwards our particular configuration.

The single qubit is prepared in the state:

$$|\psi\rangle_1 = \frac{1}{\sqrt{2}} \left(e^{i\phi_1} |H\rangle_1 + e^{-i\phi_1} |V\rangle_1 \right), \quad (\text{C1})$$

in which ϕ_1 is a relative phase factor between the two contributions to the state. Moreover, the entangled qubit pair is prepared in the state

$$|\psi\rangle_{23} = \frac{1}{\sqrt{2}} \left(e^{i\phi} |H\rangle_2 |H\rangle_3 + e^{-i\phi} |V\rangle_2 |V\rangle_3 \right), \quad (\text{C2})$$

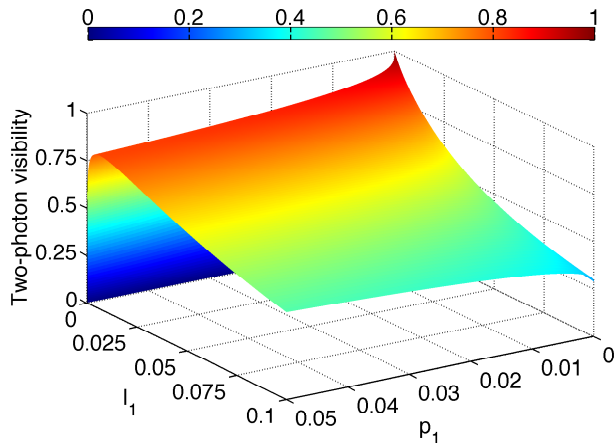


FIG. 11. Maximum achievable two-photon interference visibility $V_{\text{two-photon}}$ for imperfect photonic sources. The probability of generating, via SPDC, one photon pair per coherence time is p_1 . The probability having a photon from the coherent source per coherence time is l_1 . The colorbar on top indicates the visibility.

in which ϕ is the phase relation between the two contributions to the entangled state.

Photons 1 and 2 are sent to BS_2 and projected onto the maximally entangled state $|\Psi^-\rangle_{12}$ via a coincidence measurement between SPD_1 and SPD_2 . Consequently, the reduced state reads

$$|\psi\rangle_{\text{coinc}} \propto |\Psi^-\rangle_{12} \left(e^{-i\frac{\phi_1-\phi}{2}} |H\rangle_3 - e^{i\frac{\phi_1-\phi}{2}} |V\rangle_3 \right). \quad (\text{C3})$$

For qubit 3, we first introduce a phase ϕ_3 between the $|H\rangle_3$ and $|V\rangle_3$ components, and then rotate its polarization by 45° .

In other words, we apply the following transformation:

$$\begin{aligned} |H\rangle_3 &\rightarrow \frac{1}{\sqrt{2}} e^{-i\frac{\phi_3}{2}} (|H\rangle_3 + |V\rangle_3) \\ |V\rangle_3 &\rightarrow \frac{1}{\sqrt{2}} e^{i\frac{\phi_3}{2}} (|V\rangle_3 - |H\rangle_3). \end{aligned} \quad (\text{C4})$$

Projection is carried out by the f-PBS, followed by SPD_3 which measures the $|V\rangle_3$ component (see also FIG. 5 for more details). The threefold coincidence probability, p_{123} , between detectors SPD_1 , SPD_2 and SPD_3 , is then given by

$$p_{123} \propto \sin^2 \left(\frac{\phi_1 - \phi + \phi_3}{2} \right). \quad (\text{C5})$$

This probability function shows the required nonlocal relation between the phase settings at the qubit generator (ϕ_1) and analysis stages (ϕ_3). For our proof-of-principle experiment, we choose to keep ϕ_1 and ϕ_3 constant (at zero) and to vary p_{123} by tuning the phase ϕ in the entangled state. The results in FIG. 9 are in perfect agreement with the theoretical framework.

ACKNOWLEDGMENT

The authors acknowledge the Agence Nationale de la Recherche for the e-QUANET and CONNEQT projects (grants ANR-09-BLAN-0333-01 and ANR-EMMA-002-01, respectively), the French Ministère de l'Enseignement Supérieur et de la Recherche (MESR), la Direction Générale de l'Armement (DGA), the Malaysian government (MARA), the Conseil Régional PACA, the iXCore Science Foundation, and the Foundation Simone & Cino Del Duca (Institut de France), for financial support. The authors also thank O. Alibart, A. Martin, L. Labonté, and V. D'Auria for fruitful discussions.

-
- [1] A. I. Lvovsky, B. C. Sanders, and W. Tittel, *Optical quantum memory*, *Nature Photon.* **3**, 706–714 (2009).
 - [2] S. Tanzilli, A. Martin, F. Kaiser, M. P. De Micheli, O. Alibart, and D. B. Ostrowsky, *On the genesis and evolution of integrated quantum optics*, *Laser & Photon. Rev.*, **6**, 115–143 (2012).
 - [3] N. Sangouard, C. Simon, H. de Riedmatten, N. Gisin, *Quantum repeaters based on atomic ensembles and linear optics*, *Rev. Mod. Phys.* **83**, 33–80 (2011), and references therein.
 - [4] C. Simon, M. Afzelius, J. Appel, A. Boyer de la Giroday, S. J. Dewhurst, N. Gisin, C. Y. Hu, F. Jelezko, S. Kröll, J. H. Müller, J. Nunn, E. S. Polzik, J. G. Rarity, H. De Riedmatten, W. Rosenfeld, A. J. Shields, N. Sköld, R. M. Stevenson, R. Thew, I. A. Walmsley, M. C. Weber, H. Weinfurter, J. Wrachtrup, and R. J. Young, *Quantum memories*, *Eur. Phys. J. D*, **58**, 1–22 (2010), and references therein.
 - [5] D. Stucki, N. Walenta, F. Vannel, R. Thew, N. Gisin, H. Zbinden, S. Gray, C. R. Towery, and S. Ten, *High rate, long-distance quantum key distribution over 250 km of ultra low loss fibers*, *New J. Phys.*, **11**, 075003 (2009).
 - [6] D. Collins, N. Gisin, and H. de Riedmatten, *Quantum relays for long distance quantum cryptography*, *J. Mod. Opt.*, **52**, 735–753 (2005), and references therein.
 - [7] H. de Riedmatten, I. Marcikic, J. A. W. van Houwelingen, W. Tittel, H. Zbinden, and N. Gisin, *Long-distance entanglement swapping with photons from separated sources*, *Phys. Rev. A*, **71**, 050302 (2005).
 - [8] R. Kaltenbaek, R. Prevedel, M. Aspelmeyer, and A. Zeilinger, *High-fidelity entanglement swapping with fully independent sources*, *Phys. Rev. A* **79**, 040302(R) (2009).
 - [9] P. Aboussouan, O. Alibart, D. B. Ostrowsky, P. Baldi, and S. Tanzilli, *High-visibility two-photon interference at a telecom wavelength using picosecond-regime separated sources*, *Phys. Rev. A* **81**, 021801(R) (2010).
 - [10] N. Gisin, and R. Thew, *Quantum communication*, *Nature Photon.* **1**, 165–171 (2007).
 - [11] S. Tanzilli, W. Tittel, M. Halder, O. Alibart, P. Baldi, N. Gisin, and H. Zbinden, *A photonic quantum information interface*, *Nature*, **437**, 116–120 (2005).
 - [12] B. Albrecht, P. Farrera, X. Fernandez-Gonzalvo, M. Cristiani, and H. de Riedmatten, *A waveguide frequency converter connecting rubidium-based quantum memories to the telecom C-band*, *Nature Com.*, **5**, 3376 (2014).

- [13] Y.-W. Cho and Y.-H. Kim, *Atomic vapor quantum memory for a photonic polarization qubit*, *Opt. Exp.*, **18**, 25786–25793 (2010).
- [14] H. P. Specht, C. Nolleke, A. Reiserer, M. Uphoff, E. Figueroa, S. Ritter, and G. Rempe, *A single-atom quantum memory*, *Nature*, **473**, 190–193 (2011).
- [15] A. G. Radnaev, Y. O. Dudin, R. Zhao, H. H. Jen, S. D. Jenkins, A. Kuzmich, and T. A. B. Kennedy, *A quantum memory with telecom-wavelength conversion*, *Nature Phys.*, **6**, 894–899 (2010).
- [16] C. H. Bennett, G. Brassard, C. Crépeau, R. Jozsa, A. Peres, and W. K. Wootters, *Teleporting an unknown quantum state via dual classical and Einstein-Podolsky-Rosen channels*, *Phys. Rev. Lett.*, **70**, 1895 (1993).
- [17] M. Zukowski, A. Zeilinger, M. A. Horne, and A. K. Ekert, *“Event-ready-detectors” Bell experiment via entanglement swapping*, *Phys. Rev. Lett.*, **71**, 4287 (1993).
- [18] E. Bimbard, R. Boddeda, N. Vitrant, A. Grankin, V. Parigi, J. Stanojevic, A. Ourjoumtsev, and P. Grangier, *Homodyne Tomography of a Single Photon Retrieved on Demand from a Cavity-Enhanced Cold Atom Memory*, *Phys. Rev. Lett.*, **112**, 033601 (2014).
- [19] X. Fernandez-Gonzalvo, G. Corrielli, B. Albrecht, M. Grimau, M. Cristiani, and H. de Riedmatten, *Quantum frequency conversion of quantum memory compatible photons to telecommunication wavelengths*, *Opt. Exp.*, **21**, 19473–19487 (2013).
- [20] J. S. Pelc, L. Ma, C. R. Phillips, Q. Zhang, C. Langrock, O. Slattery, X. Tang, and M. M. Fejer, *Long-wavelength-pumped upconversion single-photon detector at 1550 nm: performance and noise analysis*, *Opt. Exp.*, **19**, 21445 (2011).
- [21] F. Kaiser, A. Issautier, L. A. Ngah, O. Alibart, A. Martin, and S. Tanzilli, *A versatile source of polarisation entangled photons for quantum network applications*, *Laser Phys. Lett.*, **10**, 045202 (2013).
- [22] F. Kaiser, L. A. Ngah, A. Issautier, T. Delord, D. Aktas, V. D’Auria, M. P. De Micheli, A. Kastberg, L. Labonté, O. Alibart, A. Martin, and S. Tanzilli, *Polarization entangled photon-pair source based on quantum nonlinear photonics and interferometry*, *Opt. Commun.*, **327**, 7–16 (2014).
- [23] M. Halder, A. Beveratos, R. T. Thew, C. Jorel, H. Zbinden, and N. Gisin, *High coherence photon pair source for quantum communication*, *New J. Phys.*, **10**, 023027 (2008).
- [24] F. Kaiser, T. Coudreau, P. Milman, D. B. Ostrowsky, and S. Tanzilli, *Entanglement-enabled delayed-choice experiment*, *Science*, **338**, 637 (2012).
- [25] X.-S. Ma, T. Herbst, T. Scheidl, D. Wang, S. Kropatschek, W. Naylor, A. Mech, B. Wittmann, J. Kofler, E. Anisimova, V. Makarov, T. Jennewein, R. Ursin, and A. Zeilinger, *Quantum teleportation using active feed-forward between two Canary Islands*, *Nature*, **489**, 269–273 (2012).
- [26] A. Martin, O. Alibart, M. P. De Micheli, D. B. Ostrowsky, and S. Tanzilli, *A quantum relay chip based on telecommunication integrated optics technology*, *New J. Phys.*, **14**, 025002 (2012).
- [27] M. Halder, A. Beveratos, N. Gisin, V. Scarani, C. Simon, and H. Zbinden, *Entangling independent photons by time measurement*, *Nature Phys.*, **3**, 692–695 (2007).
- [28] I. Marcikic, H. de Riedmatten, W. Tittel, H. Zbinden, and N. Gisin, *Long-distance teleportation of qubits at telecommunication wavelengths*, *Nature*, **421**, 509–513 (2003).
- [29] V. Scarani, S. Iblisdir, N. Gisin, and A. Acin, *Quantum cloning*, *Rev. Mod. Phys.*, **77**, 1225 (2005).
- [30] F. Kaiser, A. Issautier, L. A. Ngah, O. Danila, H. Herrmann, W. Sohler, A. Martin, and S. Tanzilli, *High-quality polarization entanglement state preparation and manipulation in standard telecommunication channels*, *New J. Phys.*, **14**, 085015 (2012).
- [31] R. H. Hadfield, *Single-photon detectors for optical quantum information applications*, *Nature Photon.*, **3**, 696 (2009).