



HAL
open science

Catalytic methylation of aromatic amines with formic acid as the unique carbon and hydrogen source

Solène Savourey, Guillaume Lefèvre, Jean-Claude Berthet, Thibault Cantat

► **To cite this version:**

Solène Savourey, Guillaume Lefèvre, Jean-Claude Berthet, Thibault Cantat. Catalytic methylation of aromatic amines with formic acid as the unique carbon and hydrogen source. *Chemical Communications*, 2014, 50, pp.14033-14036. 10.1039/C4CC05908E . hal-01157663

HAL Id: hal-01157663

<https://hal.science/hal-01157663v1>

Submitted on 17 Nov 2015

HAL is a multi-disciplinary open access archive for the deposit and dissemination of scientific research documents, whether they are published or not. The documents may come from teaching and research institutions in France or abroad, or from public or private research centers.

L'archive ouverte pluridisciplinaire **HAL**, est destinée au dépôt et à la diffusion de documents scientifiques de niveau recherche, publiés ou non, émanant des établissements d'enseignement et de recherche français ou étrangers, des laboratoires publics ou privés.



Cite this: *Chem. Commun.*, 2014, 50, 14033

Received 29th July 2014,
Accepted 23rd September 2014

DOI: 10.1039/c4cc05908e

www.rsc.org/chemcomm

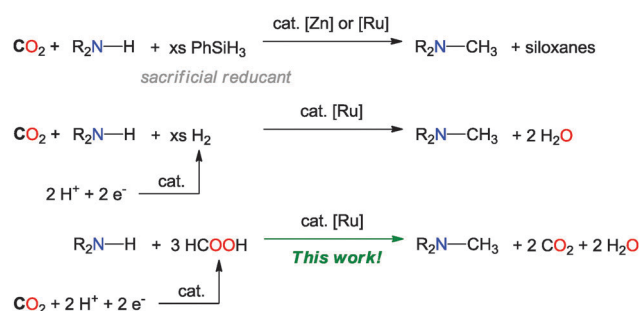
Catalytic methylation of aromatic amines with formic acid as the unique carbon and hydrogen source†

Solène Savourey, Guillaume Lefèvre, Jean-Claude Berthet and Thibault Cantat*

A novel methodology is presented for the direct methylation of amines, using formic acid as a unique source of carbon and hydrogen. Based on ruthenium(II) catalysts, the formation of the N-CH₃ group proceeds via an efficient formylation/transfer hydrogenation pathway.

The use of CO₂ as a building block for the production of value-added chemicals has recently attracted interest as it is a cheap and renewable resource. While CO₂ is already used for the industrial production of urea (Bosch-Meiser process), CO₂ conversion to methylamines has only been developed since 2013, to by-pass the use of formaldehyde or toxic methylating reagents such as methyl iodide, dimethyl sulfate or diazomethane.¹ The methylation of amines with CO₂ has first been unveiled, in parallel by our group and the Beller group, using hydrosilanes as reductants (Scheme 1).² Shortly afterwards, Klankermayer *et al.* and Beller *et al.* described the hydrogen version of this reaction.^{3,4} Notably, H₂ could be considered as a renewable reductant, if it is produced by carbon-free (photo)-electro-reduction of water, and it advantageously circumvents the formation of siloxanes by-products resulting from the oxidation of hydrosilanes reductants. Nonetheless, the utilization of H₂ comes with a kinetic price and the methylation of amines with CO₂/H₂ still requires a high pressure of H₂ which results in a low hydrogen yield and, hence, a low faradaic efficiency.

From another standpoint, efficient electrocatalysts have been developed over the past decade to promote the 2-electron reduction of CO₂ to formic acid (HCOOH), in an electrochemical cell, and this technology is becoming mature.⁵ In this context, an appealing strategy could emerge by utilizing HCOOH as a unique carbon and hydrogen source for the methylation of amines. This approach would thus benefit from the low bond dissociation energy (BDE) of 91 kcal mol⁻¹ for the C-H bond in HCOOH (vs. 104 and 92 kcal mol⁻¹ for the H-H and Si-H bonds, respectively), while producing only H₂O and CO₂ as by-products. Yet, the direct



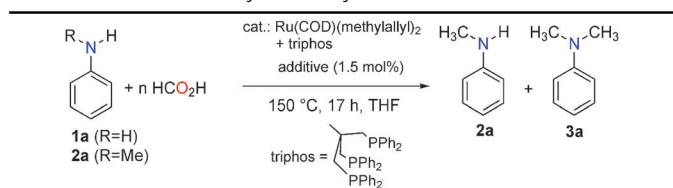
Scheme 1 Strategies for the methylation of amines with CO₂ and HCOOH.

methylation of amines with HCOOH remains unknown to date. The closest example to such a reaction is represented by the recent utilization of HCOOH as a carbon source for the methylation of amines, with hydrosilanes as sacrificial reductants.^{6,7}

Ru^{II} complexes are potent hydrogenation catalysts and they have been successfully utilized in CO₂ hydrogenation.^{3,4} In addition, we have recently shown that Ru(COD)(methylallyl)₂, associated with CH₃C(CH₂PPh₂)₃ (triphos), could efficiently catalyze the disproportionation of HCOOH to methanol in up to 50% yield.⁸ Because this catalytic system is also able to promote the methylation of amines with CO₂/H₂, we investigated its reactivity in the presence of amines and HCOOH. To our delight, we observed that heating a THF solution of aniline **1a** with 3 equiv. HCOOH in the presence of 1.0 mol% Ru(COD)(methylallyl)₂, 1.0 mol% triphos and 1.5 mol% MSA (methanesulfonic acid) led to the complete consumption of HCOOH and 43% conversion of aniline **1a** to *N*-methylaniline **2a** (41% yield) and *N,N*-dimethylaniline **3a** (2% yield), after 17 h in a sealed autoclave at 150 °C (entry 2, Table 1). ¹H and ¹³C NMR monitoring of the crude mixture revealed the formation of two side-products, in addition to the expected CO₂ and water: methanol (<5%) which results from the disproportionation of HCOOH, and H₂ which results from its dehydrogenation. Similarly to the ruthenium-catalyzed methylation of amines with CO₂/H₂,^{3a} the presence of an acid promoter, in addition to the ruthenium precursor and phosphine ligand, is crucial to ensure the

CEA, IRAMIS, NIMBE, CNRS UMR 3299, CEA/Saclay, 91191 Gif-sur-Yvette, France.
E-mail: thibault.cantat@cea.fr; Fax: +33 1 6908 6640; Tel: +33 1 6908 4338

† Electronic supplementary Information (ESI) available: Synthetic procedures and experimental and DFT data. See DOI: 10.1039/c4cc05908e

Table 1 Ruthenium-catalyzed methylation of **1a** and **2a** with HCOOH^a

Entry	R	Cat. (mol%)	Triphos (mol%)	Additive	<i>n</i>	Conv. (%)	Yield (%)	
							2a	3a
1	H	1.0	1.0	—	3.0	36	2	<1
2	H	1.0	1.0	MSA	3.0	43	41	2
3	H	2.5	2.5	MSA	3.0	40	40	<1
4	H	1.0	1.0	MSA	6.0	88	71	17
5	H	1.0	1.0	HNTf ₂	6.0	79	19	40
6	H	1.0	1.0	HNTf ₂	9.0	70	23	47
7	H	1.0	1.0	HNTf ₂ ^b	6.0	69	23	46
8 ^c	H	1.0	1.0	MSA	6.0	88	61	22
9	Me	1.0	1.0	HNTf ₂	6.0	85	<1	85
10 ^d	Me	0.8	0.8	HNTf ₂	6.0	>99	<1	>99
11	H or Me	1.0	—	MSA	6.0	>99	<1	<1
12	H or Me	—	—	—	6.0	>99	<1	<1

^a Reaction conditions: substrate (8.3 mmol), Ru(COD)(methylallyl)₂, triphos, formic acid (*n* equiv.), additive (1.5 mol%), 150 °C, 17 h. Yield determined by GC/MS using hexamethylbenzene as an internal standard, after calibration. ^b HNTf₂ (3.0 mol%). ^c Reaction carried out at 80 °C. ^d Substrate **2a** (0.4 mmol) in a sapphire tube, yield determined by ¹H NMR spectroscopy with mesitylene as an internal standard.

catalytic activity and, in the absence of MSA, only 2% **2a** were observed (entries 1, 11 and 12, Table 1). Increasing the HCOOH loading to 6 equiv. facilitated the formation of N-CH₃ groups and **2a** and **3a** were obtained in 71 and 17% yield, respectively (entry 4), while no improvement was observed with 9 equiv. HCOOH nor by increasing the catalyst loading from 1 to 2.5 mol% (entries 3 and 6, Table 1 and Table S1, ESI[†]). Importantly, while the methylation of **1a** is efficient at 150 °C, it also proceeds well at 80 °C (entry 8). Interestingly, the more acidic HNTf₂ additive increases the activity of the catalytic system and favors the bis-methylation of aniline **1a** (entries 4 and 5 in Table 1). With 3.0 mol% HNTf₂, the methylation of **1a** with 6 equiv. HCOOH provided the bismethylated product **3a** in 46% yield and **2a** in 23% yield (entry 7, Table 1). As such, 57% of the C-H bonds in HCOOH are efficiently converted to C-H bonds in the N-CH₃ products, while the remaining 43% of the C-H bonds mainly evolved into H₂. Consequently, the methylation of the secondary amine **2a** is more efficient with HNTf₂ (Table 1 and Table S1, ESI[†]). Based on these findings, the efficient methylation of **2a** was achieved on a 0.4 mmol scale, in 17 h in a sealed sapphire NMR tube, with 6 equiv. HCOOH and 1.0 mol% Ru(COD)(methylallyl)₂/triphos + HNTf₂ (1.5 mol%), yielding **3a** in quantitative yield (entry 10, Table 1). This result corresponds to a 50% faradaic efficiency and to a catalyst turnover number (TON) of 100 (TOF 5.9 h⁻¹). In comparison, similar TONs and TOFs were obtained for the methylation of amines with H₂ and CO₂ with Ru(COD)(methylallyl)₂ + triphos after 24 h at 150 °C, lower faradaic efficiencies were obtained, ranging from 0.4 (ref. 4) to 28%.^{3a}

The methylation of N-H bonds in a variety of amines was then carried out to explore the potential of this novel catalytic transformation (Table 2). Using 6 equiv. HCOOH, the methylation of primary anilines **1a-j** is efficient with cumulative yields

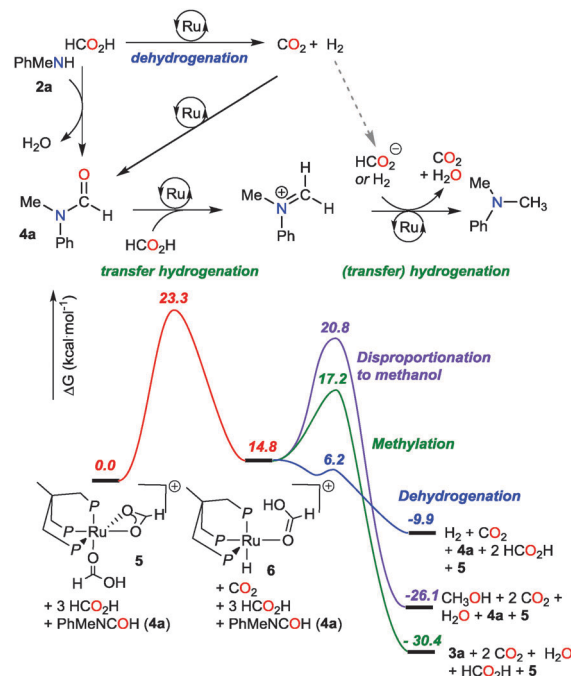
to the methylation products **2** and **3** ranging from 51 to 88%, after 24 h at 150 °C with 1.0 mol% [Ru(COD)(methylallyl)₂ + triphos] and 1.5 mol% MSA. Interestingly, the selectivity of the mono- vs. bis-methylation of primary anilines depends on the electronic nature of the substituents on the aryl ring. With strong electronic withdrawing groups (characterized by a Hammett constant $\sigma > 0.2$), the selective formation of **2** is favored and **3** was obtained in low yield (<9%, for **3e-g** and **3j**) (Table 2). The bulky aniline **1c** gave **2c** in a low 13% yield (entry 3, Table 2) and the formamide derivative was identified as the major product in this reaction (traces of the iminium product were also detected by GC/MS chromatography).⁹ While the ester group in **1j** is found unaffected, methylation of **1l** is accompanied with the complete reduction of the nitro group to afford 4-aminoaniline in 77% yield and 4-amino-*N*-methylaniline in 23% yield (entry 12 in Table 2).^{7c} Additionally, keto, cyano and non-conjugated C=C groups are not well tolerated in the present methodology, whereas amide functions are compatible with the methylation of an aromatic -NH₂ group (Table S2, ESI[†]). Basic amines such as aliphatic amines were shown to exhibit a lower reactivity in the methylation strategies utilizing CO₂ with PhSiH₃ or H₂.^{2,3a,4} This trend is also marked in the present methylation of amines with HCOOH and, for example, methylation of benzylamine **1k** was found unproductive (entry 11 and Table S2, ESI[†]). Nonetheless, modest to good yields were also obtained for the methylation of secondary anilines with HNTf₂ (entries 13 and 17–19). Indole **1n** gave **3n** in a low 2% yield without hydrogenation of the C=C double bond (entry 16).

Beyond the proof of concept, the methylation of amines with HCOOH still suffers from a limited scope and we therefore investigated the mechanism of this novel reaction so as to guide the design of future catalysts. Based on the organic species detected in solution (formamide and iminium intermediates, methanol and CO₂), a plausible pathway for the methylation of the N-H bond with HCOOH involves the formation of a formamide intermediate which is reduced to an iminium species, prior to its reduction to a N-CH₃ group (Scheme 2). In fact, formylation of **2a** is thermally available and formamide **4a** was obtained in quantitative yield after 1 h at 150 °C.¹⁰ Subsequent reduction of formamide **4a** afforded 67% of **3a** (Fig. S3, ESI[†]). A control reaction confirmed that methanol, issued from the disproportionation of HCOOH, is not a methylating agent, since no methylation of **2a** was observed with Ru(COD)(methylallyl)₂/triphos + MSA and methanol after 24 h at 150 °C. Monitoring the products distribution over time by ¹H NMR spectroscopy revealed that HCOOH undergoes dehydrogenation at the earlier stages of the methylation of **2a** and serves in parallel as a formylation agent to yield **4a** (Fig. S4, ESI[†]). HCOOH is then fully consumed and the quantity of H₂ in solution decreases while **3a** is produced, suggesting that the reduction of **4a** proceeds both *via* transfer hydrogenation (from HCOOH) and hydrogenation. Competition between the methylation of **2a**, the dehydrogenation of HCOOH and its disproportionation to MeOH has been investigated using DFT calculations, with the simplified CH₃C(CH₂PMe₂)₃ ligand in place of triphos. A schematic summary of the results is presented in Scheme 2 and the computed potential energy surface is given in the ESI[†] (Fig. S5). In the presence of an acid promoter, such as MSA or HNTf₂, protonation of the reactive Ru(triphos)(κ^1 -OCHO)(κ^2 -OCHO)

Table 2 Ruthenium-catalyzed methylation of substituted amines with formic acid^a

Entry	Substrate	Conversion (%)	Products distribution (%)	
1		100	2a, 71 (58)	3a, 17 (12)
2		84	2b, 56	3b, 19
3		88	2c, 13	3c, <1
4		86	2d, 63	3d, 23
5		51	2e, 51	3e, <1
6		70	2f, 51	3f, 9
7		51	2g, 50	3g, <1
8		80	2h, 62 (53)	3h, 17 (10)
9		86	2i, 57 ^c	3i, 29 ^c
10		65	2j, 54	3j, <1
11		37	2k, <1	3k, <1
12		100	2l, 23	
13 ^b		85	3a, 85 (69)	
14 ^b		9	3m, 9	
16 ^b		2	3n, 2	
17 ^b		66	3o, 66 (52)	
18 ^b		51	3p, 44 (33)	
19 ^b		77	3q, 77 ^c	

^a Reaction conditions: substrate (8.3 mmol), Ru(COD)(methylallyl)₂ (1.0 mol%), triphos (1.0 mol%), MSA (1.5 mol%), formic acid (6 equiv.), 150 °C, 24 h. Yield determined by GC/MS chromatography using hexamethylbenzene as an internal standard, after calibration. Isolated yields are given in parenthesis. ^b MSA was replaced with HNTf₂ (1.5 mol%). ^c Reaction carried out in a sapphire tube: substrate (0.4 mmol); yield determined by ¹H NMR spectroscopy. Note: unless otherwise noted, formamide derivatives were observed as the only side-products when the yields of 2 and 3 don't add up to the conversion of 1.

**Scheme 2** Computed (DFT) pathways for the methylation of **2a** to **3a**.

complex is expected to form **5**. The activation energy associated with the decarboxylation of **5** was computed at 23.3 kcal mol⁻¹ to yield hydride complex **6**. In agreement with our previous findings on the disproportionation of HCOOH, generation of the reactive hydride intermediate is the rate determining step, meaning that the selectivity of the reaction is mostly under thermodynamic control. **6** is able to promote either the reduction of formamide **4a** (en route to the methylation of **2a**) or a second molecule of HCOOH (leading to the disproportionation pathway). Alternatively, the Ru-H function can be quenched by the acidic proton of HCOOH to yield H₂ and complete the dehydrogenation of HCOOH. The three divergent routes present different thermodynamic and kinetic characteristics. From **6**, release of H₂ is essentially barrier less. However, the dehydrogenation of HCOOH has a low exergonicity (-9.9 kcal mol⁻¹ and -29.7 kcal mol⁻¹ for the dehydrogenation of 3HCOOH) and it is therefore reversible under the applied conditions. H₂ can thus lead to the re-formation of **6** and, in turn, be utilized for the reduction of **4a**. In contrast, conversion of **6** to the hemiaminal complex **14** (ESI⁺) requires an activation energy of 17.2 kcal mol⁻¹ and it is irreversible, yielding the methylamine product **3a**, with an overall energy balance of -30.4 kcal mol⁻¹. This mechanism is thus in agreement with the experimental results pointing to a convergent reduction of **4a** via both transfer hydrogenation from HCOOH and hydrogenation. Importantly, this mechanism also shows that the disproportionation of HCOOH to methanol is less favored than the reduction of **4a** as it requires an activation energy of 20.8 kcal mol⁻¹ for an exergonicity of -26.1 kcal mol⁻¹. Nevertheless, methanol formation is unproductive in the methylation of **2a** because the energy barrier required to regenerate **6** from formaldehyde exceeds 24.8 kcal mol⁻¹ (Fig. S5, ESI⁺). Finally, it

is remarkable that the mechanism of this unprecedented methylation of amines with HCOOH differs completely from the classical Eschweiler–Clarke reaction, which relies on the condensation of an amine substrate onto formaldehyde and subsequent reduction of the resulting imine with HCOOH.¹¹

The authors gratefully acknowledge support of this work by CEA, CNRS, CINES (for computer time, project no. c2014086494), the European Research Council (ERC starting grant agreement no. 336467) and the PhosAgro/UNESCO/IUPAC program for Green Chemistry. T.C. thanks the Fondation Louis D.—Institut de France for its support. Dr Laurent El Kaïm (ENSTA) and Dr Patrick Berthault (CEA) are thanked for the generous loan of an autoclave and a sapphire NMR tube.

Notes and references

- M. B. Smith and J. March, *Advanced Organic Chemistry*, Wiley-Interscience, New York, 5th edn, 2001.
- (a) O. Jacquet, X. Frogneux, C. D. N. Gomes and T. Cantat, *Chem. Sci.*, 2013, **4**, 2127; (b) Y. Li, X. Fang, K. Junge and M. Beller, *Angew. Chem., Int. Ed.*, 2013, **52**, 9568.
- (a) K. Beydoun, T. vom Stein, J. Klankermayer and W. Leitner, *Angew. Chem., Int. Ed.*, 2013, **52**, 9554 for hydrogenation of CO₂, see: (b) S. Wesselbaum, T. vom Stein, J. Klankermayer and W. Leitner, *Angew. Chem., Int. Ed.*, 2012, **51**, 7499.
- Y. Li, I. Sorribes, T. Yan, K. Junge and M. Beller, *Angew. Chem., Int. Ed.*, 2013, **52**, 12156.
- For a review, see H.-R. Jhong, S. Ma and P. J. A. Kenis, *Curr. Opin. Chem. Eng.*, 2013, **2**, 191.
- I. Sorribes, K. Junge and M. Beller, *Chem. – Eur. J.*, 2014, **20**, 7878.
- For examples of ruthenium catalyzed hydrogenation reactions with formic acid see: (a) Y. Watanabe, T. Ohta and Y. Tsuji, *Chem. Lett.*, 1980, **12**, 1585; (b) Y. Watanabe, T. Ohta and Y. Tsuji, *Bull. Chem. Soc. Jpn.*, 1982, **55**, 2441; (c) Y. Watanabe, T. Ohta, Y. Tsuji and T. Hiyoshi, *Bull. Chem. Soc. Jpn.*, 1984, **57**, 2440; (d) N. Menashe, E. Salant and Y. Shvo, *J. Organomet. Chem.*, 1996, **514**, 97.
- S. Savourey, G. Lefèvre, J. C. Berthet, P. Thuéry, C. Genre and T. Cantat, *Angew. Chem., Int. Ed.*, 2014, **53**, 10466.
- For examples of CO₂ reduction to imines, see: S. Bontemps, L. Vendier and C. Sabo-Etienne, *J. Am. Chem. Soc.*, 2014, **136**, 4419.
- (a) L. F. Frieser and J. E. Jones, *Org. Synth.*, 1955, **III**, 590; (b) S. H. Jung, J. H. Ahn, S. K. Park and J. K. Choi, *Bull. Korean Chem. Soc.*, 2002, **23**, 149; (c) A. K. Bose, S. N. Ganguly, M. S. Manhas, A. Guha and E. Pombo-Villars, *Tetrahedron Lett.*, 2006, **47**, 4605; (d) M. Hosseini-Sarvari and H. Sharghi, *J. Org. Chem.*, 2006, **71**, 6652; (e) C. L. Allen and J. M. J. Williams, *Chem. Soc. Rev.*, 2011, **40**, 3405; (f) B. A. Aleiwi, K. Mitachi and M. Kurosu, *Tetrahedron Lett.*, 2013, **54**, 2077.
- H. T. Clarke, H. B. Gillepsie and S. Z. Weiss Haus, *J. Am. Chem. Soc.*, 1933, **55**, 4571.