



**HAL**  
open science

# Computation of impulse response functions using differential properties of the time domain Green Function

A.H. Clement

► **To cite this version:**

A.H. Clement. Computation of impulse response functions using differential properties of the time domain Green Function. 13th Int. Workshop Water Waves and Floating Bodies, 1998, Delft, Netherlands. hal-01155737

**HAL Id: hal-01155737**

**<https://hal.science/hal-01155737v1>**

Submitted on 22 Jun 2016

**HAL** is a multi-disciplinary open access archive for the deposit and dissemination of scientific research documents, whether they are published or not. The documents may come from teaching and research institutions in France or abroad, or from public or private research centers.

L'archive ouverte pluridisciplinaire **HAL**, est destinée au dépôt et à la diffusion de documents scientifiques de niveau recherche, publiés ou non, émanant des établissements d'enseignement et de recherche français ou étrangers, des laboratoires publics ou privés.

## Computation of impulse response function using differential properties of the time-domain Green function.

A.H. CLÉMENT

ÉCOLE CENTRALE de NANTES  
Laboratoire de Mécanique des Fluides - division Hydrodynamique Navale  
CNRS URA 1217, E.C.N., Nantes, FRANCE

In this paper, three methods for evaluating the time-domain Green function during BEM computations of impulse response functions of floating bodies are compared, in terms of cpu time performances. The impulsive wave radiation problem is solved in the general frame of linear free-surface potential flow. The comparison is made by considering a single degree of freedom, say heave motion, without loss of generality.

A body of wetted surface  $C$ , in equilibrium on the fluid at rest, is given at  $t=0$  an impulsive motion defined by a step velocity. We shall work here on the heave motion:  $V_e = zH(t)$ . The resulting velocity potential is the solution of the Fredholm-Volterra integral equation :

$$\frac{\Phi(M, T)}{2} - \iint_C \Phi(M', T) \frac{\partial}{\partial n'} G_0(M', M) dC = -H(T) \iint_C G_0(M', M) n_z(M') dC \quad (1)$$

$$- \int_0^T dT' \iint_C F(M', T', M, 0) n_z(M') dC + \int_0^T dT' \iint_C \Phi(M', T') \frac{\partial}{\partial n'} F(M', T', M, T) dC$$

where the Green function is given by :

$$G(M', t', M, t) = -\frac{1}{4\pi} [\delta(t-t') G_0(M', M) + H(t-t') \mathcal{F}(M', t', M, t)] ; \quad G_0(M', M) = \left( \frac{1}{R} - \frac{1}{R_1} \right) \quad (2-a/b)$$

$$\text{and : } \quad \mathcal{F}(M', t', M, t) = F(r, (z+z'), (t-t')) = 2 \int_0^\infty J_0(Kr) e^{K(z+z')} \sqrt{K} \sin \sqrt{K}(t-t') dK \quad (2-c)$$

The term (2-b) is the impulsive part of the function, whereas (2-c) is generally referred to as the memory part.

Since the early eighties, several authors have proposed numerical algorithms for the solution of the above 3D problem, or some variant (Liapis 1986, King 1987, Kormeyer 1988, Magee 1991, Bingham 1994,...). In his program, Ferrant (1988) used a zeroth order direct BEM method. His computer code was used as a basis in the present study; it was adapted to take into account the new computational techniques for the Green function. Let us briefly summarize here the main features of the code. The body surface  $C$  is discretized into plane triangular or quadrilateral panels  $C_j$ . Sources of constant density  $\sigma = \partial\Phi/\partial n$ , and dipoles of constant density  $\mu (= -\Phi)$  are distributed over the panels. The source strength  $\sigma_j$  on each panel is known through the body no-flux boundary condition. Denoting :

$$D_{ij} = \iint_{C_j} \frac{\partial}{\partial n_j} G_0(M_i, M_j) dC_j \quad S_{ij} = \iint_{C_j} G_0(M_i, M_j) dC_j \quad (3)$$

$$s_{ij}(T) = \iint_{C_j} F(M_j, 0, M_i, T) dC_j \quad d_{ij}(T) = \iint_{C_j} \frac{\partial}{\partial n_j} F(M_j, 0, M_i, T) dC_j \quad (4)$$

the continuous integral equation (1) degenerates into a discrete finite order algebraic system :

$$[D_{ij}] [\mu_j(T)] = -H(T) [S_{ij}] [\sigma_j(0)] - \int_0^T dT' [s_{ij}(T')] [\sigma_j(0)] + \int_0^T dT' [d_{ij}(T-T')] [\mu_j(T')] \quad (5)$$

Coefficient matrices  $[D_{ij}]$  and  $[S_{ij}]$  (3) are computed by the classical Hess et Smith formula. Since they are time independent, they are evaluated once for all, and the first one is inverted at the onset by a gaussian procedure. The solution at each time step is then obtained by a simple matrix product after updating the RHS. It requires the computation of convolution products of the past solution with the Green function and its gradient [see (5)]. The matrices  $s_{ij}$  and  $d_{ij}$  must be evaluated at each time step, and stored in order to compute the kernel of the convolution integral from 0 to the current time  $t$ . This is the main burden in this kind of time-domain computations, and the most time consuming.

The original expression (2) is not well suited for numerical evaluation; then, in the eighties, several authors (Jami 1981, Liapis 1986, King 1987, Newman 1985-1992,...) developed numerical procedures based on: series or asymptotic expansions, Filon quadratures, recursive relations,... The first method to be implemented in our code was based on these formulas (King (1987)); it will be referred to as "*series expansions method*" in the sequel.

The second numerical method for the evaluation of the Green function memory term (2-c) is based on a bi-linear interpolation in a pre-computed table. (Ferrant 1988b, Magee & Beck 1989). This is made possible by the change of variable  $\lambda = KR_1$  in (2-c) yielding:

$$F(r, z, t) = 2R_1^{-3/2} \int_0^\infty J_0(\lambda \sqrt{1-\mu^2}) e^{-\lambda \mu} \sqrt{\lambda} \sin(\sqrt{\lambda} \tau) d\lambda, \quad (6)$$

where the integral is a function of only two "natural variables":  $\mu = -z/R_1$ ,  $\tau = t/\sqrt{R_1}$ . This second method, which was already implemented in the original code, will be denoted: "*tabulation method*" in the following.

At the last Workshop in Marseille (Clément 1997), we gave a third alternative way to compute the time-domain Green function and its gradient. It is based on a general lemma (Clément 1998) which establishes that these functions satisfy very simple fourth order Ordinary Differential Equation (ODE). It was shown for instance that  $F(r, Z, t)$ , is a solution of:

$$(r^2 + Z^2) \frac{\partial^4 F}{\partial t^4} - Zt \frac{\partial^3 F}{\partial t^3} + \left( \frac{t^2}{4} - 4Z \right) \frac{\partial^2 F}{\partial t^2} + \frac{7t}{4} \frac{\partial F}{\partial t} + \frac{9}{4} F = 0 \quad (7)$$

The spatial derivatives of  $F$  satisfy similar ODE, differing only by their numerical coefficients. Then, since the time grows monotonously in the time stepping methods considered, these functions may be computed "in-line" by integrating the ODE with respect to the time variable using standard algorithms like Runge-Kutta or predictor-corrector. In the present study, second and fourth order Runge-Kutta methods were tested. (see Fig.3).

The integrals over the panels (4) may then be computed by Gauss point quadratures rules. Both the one point and the four points rules were tested; it was found that, for a given final accuracy, the single point algorithm which requires a finer meshing, was relatively more efficient than the four points, due to a better approximation of the Rankine part of the solution. We therefore kept this one point integration rule in all the computations reported herein.

The impulsive hydrodynamic forces are finally computed as:

$$M_{ij}(T) = \iint_C \Phi_i(M', T) n_j(M') dC \quad L_{ij}(T) = \iint_C \frac{\partial}{\partial T} \Phi_i(M', T) n_j(M') dC \quad (8)$$

### IRF of a heaving hemisphere.

As a test case to compare the three above mentioned methods, we began with the simple problem of the heaving hemisphere.

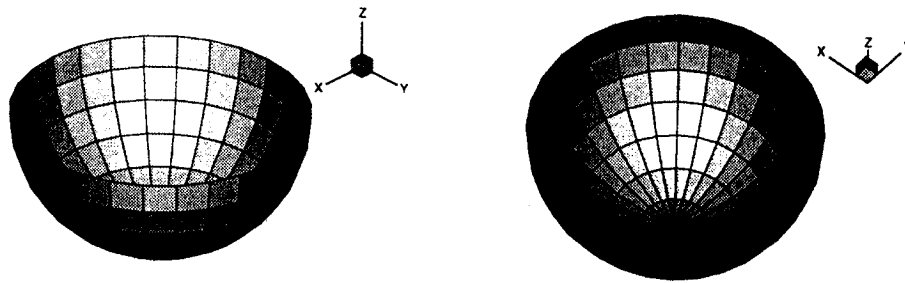


Fig 1: Floating hemisphere : a 4x49 panels mesh.

The responses functions  $M_{33}(T)$  and  $L_{33}(T)$  resulting from a step vertical velocity are computed. A typical result for  $0 < t < 20$  is plotted in figure 2. Convergence with the mesh size was investigated by varying systematically the number of panels. It was found that the mesh illustrated by Figure 1 above (*i.e.* 4x7x7 panels) gave results converged to within 1% in the vicinity of  $t=1.475$ , where  $L_{33}(T)$  reaches its maximum value.

The oscillations observed in the tail of the response, for  $t > 6$ , are the time-domain counterpart of the well known "irregular frequencies", and arise from the same origin. Since we were mainly interested here in *cpu* time statistics, we did not try to suppress this phenomenon by the help of the usual dedicated methods. This point is left for a further study.

Let us now compare the *cpu* time required by the three methods of Green function evaluation (Fig.3). The numerical process of the convolution integral suggests a quadratic growth of the computing time. Such a behaviour was observed with both the tabulation and the ODE methods, whereas the series expansion method presents two different regimes. For  $t < 18$ , we observe a quasi-linear growth of the *cpu*-time. In this area, the Green function is evaluated by series expansion or by Filon quadrature, according to the relative position of source and field points. These methods are far more time consuming than the asymptotic expansion which is used when  $\tau > 14$ . When all the couples of points satisfy this conditions, the program speeds up and a quadratic behaviour is recovered. The benefit of using the ODE method is clearly illustrated by Figure 3. One should notice that these curves correspond to quite long simulations. In the present case of the heaving hemisphere, a simulation up to  $t=20$  should be sufficient from a practical point of view (see Fig.2). It would result in the computing time shown in the table below, when using a DEC Alpha 500 workstation, at 330MHz.

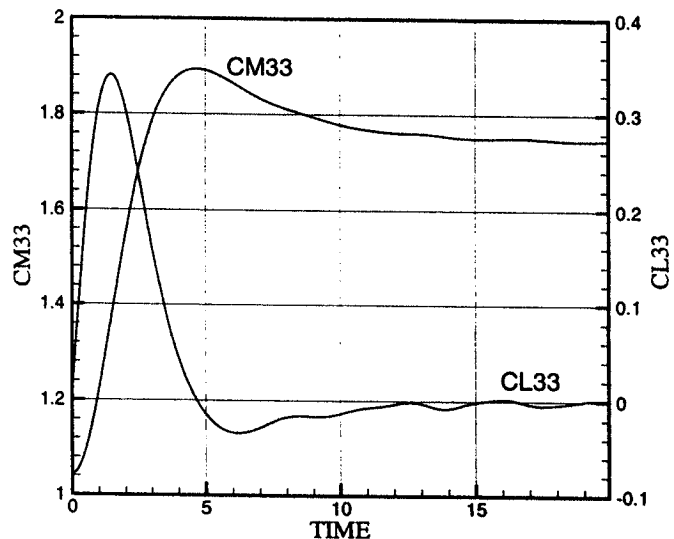


Fig.2: time-domain "added mass"  $M_{33}(T)$ , and impulse response function  $L_{33}(T)$ .  $dt=0.025$ , 4x49 panels.

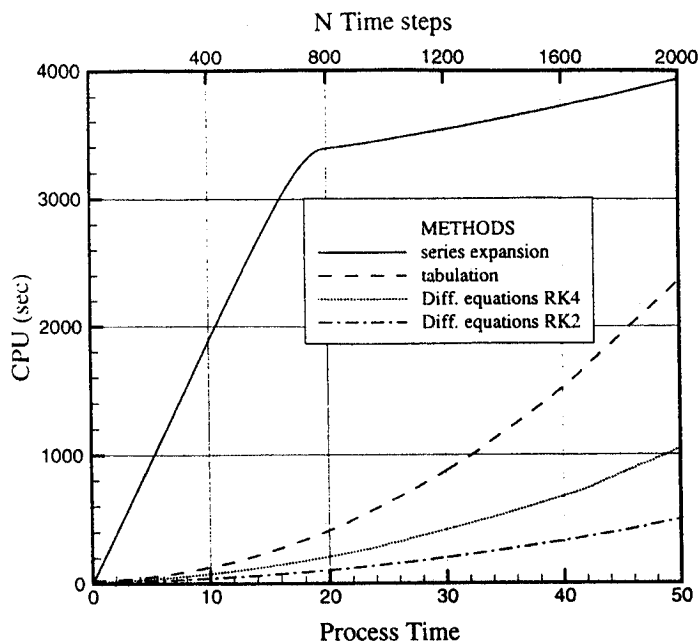


Fig.3 : Floating hemisphere. (4x49 panels): cpu time requirement

Method	cpu-time (sec.)
series	3398
tabulation	413 ( $\approx 1/8$ )
ODE RK4	211 ( $\approx 1/16$ )
ODE RK2	104 ( $\approx 1/33$ )

#### References :

H.B. Bingham, F.T. Korsmeyer, J.N. Newman and G.E. Osborne (1993), The simulation of ship motions. In : *Proc. 6th Intl Conf. Num. Ship Hydrod.*, Iowa City.

H.B. Bingham (1994), *Simulating ship motions in the time domain*. PhD . M.I.T

A. Clément (1997) : *A shortcut for computing time-domain free-surface potentials avoiding Green function evaluations*. - *Proc. 12<sup>th</sup> IWWWFB* ; Marseille pp.37-43.

A.H. Clément (1998), *An Ordinary differential equation for the Green function of time-domain free-surface hydrodynamics*. (to appear in) *J. Engineering Math*.

P. Ferrant (1988a), *Radiation d'ondes de gravité par les déplacements de grande amplitude d'un corps immergé : comparaison des approches fréquentielles et instationnaires*. Thèse de Doctorat de l'Université de Nantes.

P. Ferrant (1988b), A fast computational method for transient 3D wave-body interaction *Proc Int. Conf. Comp. Model. Ocean Engng*. Venice.

A. Jami (1981), *Etude théorique et numérique de phénomènes transitoires en*

hydrodynamique navale. Thèse de Doctorat ès Sciences. ENSTA, Paris.

Further results for other different floating bodies, including the ISSC TLP platform, will be given at the conference. This first application of the differential properties of the time-domain Green function is very encouraging, in a numerical point of view, and we recommend to use this powerful approach whenever a numerical evaluation of this function, or its spatial derivatives, is needed.

Other applications of the above mentioned Green function ODE, in the time-domain and in the frequency domain as well, are under consideration and will be presented in further communications.

**Acknowledgements :** This work was financially supported by the *Direction des Recherches, Études et Techniques* of the French Ministry of Defense (DGA). The author is thankful to Dr Pierre Ferrant who developed the initial version of the computer code.

*hydrodynamique navale*. Thèse de Doctorat ès Sciences. ENSTA, Paris.

B.W. King (1987) Time-domain analysis of wave exciting forces on ships and bodies. PhD Univ. Michigan.

F.T. Korsmeyer (1988), The first- and second order transient free surface wave radiation problem. PhD Diss. M.I.T.

S.J. Liapis (1986), Time-domain analysis of ship motions. *PhD Diss*. Univ. Michigan.

A.R. Magee and R.F. Beck (1989). Vectorized Computation of the Time-Domain Green Function. *4th Workshop Water Waves & Floating Bodies*. Oystese.

A.R. Magee, (1991). Large amplitude ship motions in the time domain. *PhD Thesis*. Univ. Michigan.

J.N Newman (1985). The evaluation of free-surface Green functions. *Proc. 4th Intl Conf. Numer. Ship Hydrod.* Washington.

J.N Newman (1992). The approximation of free-surface Green functions. in: *Wave Asymptotics*. P.A. Martin & G.R. Wickham ed, pp. 107-135. Cambridge University Press.