



HAL
open science

Tunable spin-polaron state in a singly clamped semiconducting carbon nanotube

F Pistolesi, R Shekhter

► **To cite this version:**

F Pistolesi, R Shekhter. Tunable spin-polaron state in a singly clamped semiconducting carbon nanotube. *Physical Review B: Condensed Matter and Materials Physics (1998-2015)*, 2015, 92 (3), pp.035423 (1-5). 10.1103/PhysRevB.92.035423 . hal-01154281

HAL Id: hal-01154281

<https://hal.science/hal-01154281>

Submitted on 21 May 2015

HAL is a multi-disciplinary open access archive for the deposit and dissemination of scientific research documents, whether they are published or not. The documents may come from teaching and research institutions in France or abroad, or from public or private research centers.

L'archive ouverte pluridisciplinaire **HAL**, est destinée au dépôt et à la diffusion de documents scientifiques de niveau recherche, publiés ou non, émanant des établissements d'enseignement et de recherche français ou étrangers, des laboratoires publics ou privés.



Distributed under a Creative Commons Attribution - ShareAlike 4.0 International License

Tunable spin-polaron state in a singly clamped semiconducting carbon nanotube

F. Pistolesi¹ and R. Shekhter²

¹*Univ. Bordeaux, LOMA, UMR 5798, Talence, France.
CNRS, LOMA, UMR 5798, F-33400 Talence, France.*

²*University of Guethenberg, Sweden*

(Dated: May 21, 2015)

We consider a semiconducting carbon nanotube (CNT) laying on a ferromagnetic insulating substrate with one end departing the substrate and suspended over a metallic gate. We assume that the polarised substrate induces an exchange interaction acting as a local magnetic field for the electrons in the non-suspended CNT side. Generalizing the approach of I. Snyman and Yu.V. Nazarov [Phys. Rev. Lett. **108**, 076805 (2012)] we show that one can generate electrostatically a tunable spin-polarized polaronic state localized at the bending end of the CNT. We argue that at low temperatures manipulation and detection of the localised quantum spin state is possible.

PACS numbers: 85.85.+j, 71.38.-k, 85.75.-d

Nanoelectromechanics with suspended carbon nanotubes evolved rapidly in last few years [1–7]. Recently I. Snyman and Yu.V. Nazarov [8] considered a semiconducting CNT laying on an insulating substrate with one end of it suspended. A metallic gate below both the insulating substrate and the suspended part of the CNT generates an homogeneous electric field (cf. Fig. 1 of Ref. [8]). The mechanical bending of the suspended part of the nanotube induces then a spatial inhomogeneity of the electrostatic potential along the CNT forming a minimum at the deformable end of the wire. The competition between such an electrostatic bending with both the elastic potential of the CNT and the quantum rigidity of the electronic wave function makes the mechanical bending as well as the formation of the localized polaronic state at the movable end of the CNT to occur as a first order phase transition as a function of the electric field. The estimate for the critical field for a realistic experimental set up was predicted in Ref. [8] to be 0.01 V/ μm .

An impressive effort of the nanoelectronics community is currently deployed to manipulate and exploit the electronic spin degrees of freedom in transport devices (spintronics) [9]. In this context the possibility of *magnetic gating*, *i.e.* the use of ferromagnetic leads inducing magnetic exchange fields E_{ex}/μ_B (with μ_B the Bohr magneton) on the electronic spin is currently actively investigated [10–13]. More surprisingly such exchange fields can have remarkable consequences also on the dynamics of a nano-mechanical system for which dynamical (shuttle) instabilities, strong spin-polarized currents, and cooling have been predicted [14–16]

In this paper we show that the system discussed by Snyman and Nazarov [8] in presence of a magnetic dielectric substrate allows the formation of a localized fully polarized polaronic state. The experimentally observed exchange energy E_{ex} (see Ref. [13, 14]) turns out to be as large as tens of Kelvins, thus being of the same order of magnitude of the localization energy for an electron in a CNT on the scale of the micrometer. This allows for a high tunability of the polaronic state by means of two electric gates, below the suspended and non-suspended

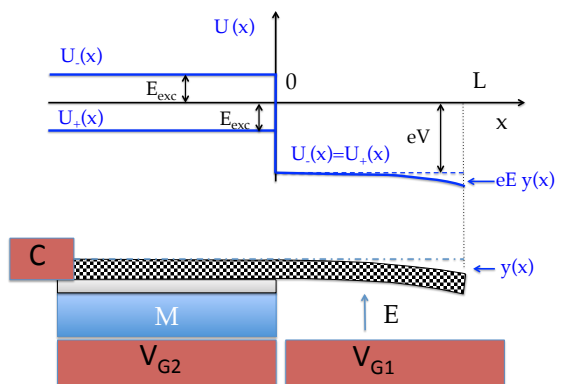


FIG. 1. Schematic of the system considered: a CNT laying on a magnetic substrate (C) and protruding out of a length L . Two independently adjustable gates (V_{G1} and V_{G2}) are shown and a contact (C) on the substrate side. The potential for spin up and down (U_+ and U_-) is also sketched above.

part of the CNT (see Fig. 1). As a result a continuous electrostatic tuning of the localization length and the bound state energy can be achieved, forming a stability diagram of spin-up and spin-down polaronic states. Detection of the state of the system can be envisaged by use of a nearby single-electron transistor, for which the CNT tip acts as a gate [17]. Fully electric manipulation of the mechanical and electronic spin state of the CNT is thus possible in this system.

The system. Following Ref. [8] let us consider a CNT laying on a substrate with a suspended part protruding out of a length L (see Fig. 1). In Ref. [8] it has been shown that the wavefunction $\psi(x)$ of the electrons in the valence band of the CNT can be described by a standard one-dimensional Schroedinger equation with an effective mass $m^* = 0.6m_e a_0/r$, where m_e is the electronic mass, a_0 the Bohr radius, and r the radius of the CNT. The variable x parametrizes the position along the CNT, its

value is 0 at the edge of the substrate and L on the tip of the suspended part. The length of the CNT on the substrate is supposed to be $\gg L$, and is taken infinity for simplicity. Then vanishing boundary conditions apply at $x = L$ and $x = -\infty$. As in Ref. [8] the CNT can bend with a displacement $y(x)$ (for $0 < x < L$) in the direction orthogonal to the substrate. The elastic energy cost reads $IY \int dx [y''(x)]^2 / 2$, where $I = 6.4\pi a_0 r^2$ is the second moment of area of the tube cross section and Y the CNT Young modulus (of the order of 1.2 TPa). Single clamping implies that $y(0) = y'(0) = 0$ and $y''(L) = y'''(L) = 0$. In this paper we will restrain to the classical description of the deflection. The tip of the CNT on the substrate is in tunneling contact with a metal whose chemical potential can be tuned close to the valence band of the CNT by adjusting the electric potential. Up to now the description followed closely Ref. [8]. We introduce now the main difference: We will assume that the substrate is a magnetic insulator that induces an exchange interaction term $-E_{\text{ex}} \int_{-\infty}^0 dx \sigma |\psi_\sigma(x)|^2$ for the electrons being in the CNT over the substrate ($x < 0$). The variable σ indicates the spin projection in the z direction. This creates a spin-dependent potential so that the spin-up electrons ($\sigma = +$) are attracted in the $x < 0$ region. In order to tune the potential we assume that two different gates are present, one below the magnetic substrate and an other one under the suspended part. By changing independently the potentials on the two gates it is possible to modify the electrostatic potential V and the electric field E acting on the electrons on the suspended part (taking the non-suspended region as a reference for the potential, cf. Fig. 1). We can then write the full Hamiltonian for the problem as follows (θ_x is the Heaviside function):

$$H = \sum_{\sigma} \int_{-\infty}^L dx \left[\frac{\hbar^2}{2m^*} |\partial_x \psi_\sigma(x)|^2 + \frac{IY}{2} (\partial_x^2 y(x))^2 - (E_{\text{ex}} \sigma \theta_{-x} + eV \theta_x - eEy(x)) |\psi_\sigma(x)|^2 \right]. \quad (1)$$

The first term in Eq. (1) gives the quantum kinetic energy, the second the elastic energy, and the third is a sum of three parts: the exchange energy, the electrostatic potential and its variation induced by the deflection [$y(x)$] of the CNT. In Ref. [8], for $V = 0$ and for $E_{\text{ex}} = 0$, it has been shown that it exists a critical value of the electric field E_c for which the ground state is an electronic localized state on the CNT suspended part. The formation of the bound state is a first order transition: the CNT starts to bend only for $E > E_c$ and a metastable bound state exists for $E_{c1} < E < E_c$. At $E = E_c$ the localization length is thus finite and typically much shorter than L . In order to have a tunable bound state it is necessary to have a smooth transition from the delocalized to the localized state. This is actually the typical case in quantum mechanics, by decreasing the depth of a potential well that allows a bound state one can delocalize progressively the wave function. The bound-state radius

then diverges at the threshold for its appearance. We will thus see that the presence of V and E_{ex} allows to create a spin-dependent tunable bound state, that is associated to a displacement of the CNT tip.

Electronic problem. Let us begin with the purely electronic problem [$y(x) \equiv 0$ for all x]. The ground state can be found by solving the Schroedinger equation:

$$\left[-\frac{\hbar^2 \partial_x^2}{2m^*} - E_{\text{ex}} \sigma \theta_{-x} - eV \theta_x \right] \psi_\sigma(x) = \epsilon_\sigma \psi_\sigma(x) \quad (2)$$

for each spin projection. The presence of a bound state is signaled by the existence of a solution of Eq. (2) with $\epsilon_\sigma < -\sigma E_{\text{ex}}$ the bottom of the relative band. Taking $\epsilon_\sigma < -\sigma E_{\text{ex}}$ as a reference in energy the problem for each spin species reduces to that described by Eq. (2) with $E_{\text{ex}} \rightarrow 0$ and $eV \rightarrow eV - \sigma E_{\text{ex}} = U$. The solution can then be found by matching the wave function $\psi(x) = Ae^{\kappa x}$ for $x < 0$ with $\psi(x) = Be^{ikx} + Ce^{-ikx}$ for $x > 0$ at $x = 0$ asking the continuity of the wave function and of its derivative. The boundary conditions lead to the eigenvalue equation $e^{-2ikL} = -(ik + \kappa)/(ik - \kappa)$ with $\kappa L = [-2m^* \epsilon_b / \hbar^2]^{1/2}$, $kL = [2m^*(U + \epsilon_b) / \hbar^2]^{1/2}$ and $\epsilon_b < 0$ the bound state energy. At the threshold $\epsilon_b \rightarrow 0^-$, thus there κ vanishes and the eigenvalue equation reduces to $e^{-2ikL} = -1$. This gives $kL = \pi/2$ and the threshold value for the potential $U_t = (\pi/2)^2 E_K$, with $E_K = \hbar^2 / (2m^* L^2)$ the kinetic energy scale. For $U - U_t \ll E_K$ the localization length $\kappa^{-1} = 2LE_K / (U - U_t)$ and diverges as anticipated. By changing U it is then possible to adjust the spread of the wave function on the magnetic substrate. Since the two spin species feel a different potential only on the substrate, this allows to change continuously the energy difference of the up and down bound states. The bound state energy for each spin state reads:

$$\epsilon_\sigma = -\sigma E_{\text{ex}} + \epsilon_b (eV - \sigma E_{\text{ex}}) \quad (3)$$

with the threshold value for V : $eV_\sigma = U_t + \sigma E_{\text{ex}}$. A typical picture of the eV dependence of the two bound states for $E = 0$ is shown dashed in Fig. 2. For $V_- < V < V_+$ a unique bound state exists for spin down. Let's define V_c the value for which the down-spin energy crosses the up-spin bottom band: $\epsilon_-(V = V_c) = -E_{\text{ex}}$. For $V_+ < V < V_c$ two bound states exist, but only the lowest one (spin up) is stable, since the spin-down lays above the bottom of the spin-up band, and any spin-flip perturbation allows its decay into the spin-up continuum. Finally for $V > V_c$ two *stable* bound states exist. Their energy splitting has a maximum at V_c and then monotonically decreases as a function of V . This is due to the reduction of the localization length reducing the effect of the exchange interaction that acts only for $x < 0$. Although both spin-up and spin-down polaronic states are stable at $V > V_c$ only one of them can be occupied due to the Coulomb blockade, whose repulsion energy turns out to be much larger than the polaronic bound state energy ($\sim E_K$) at $L \gg 1$ nm. This fact allows the formation of

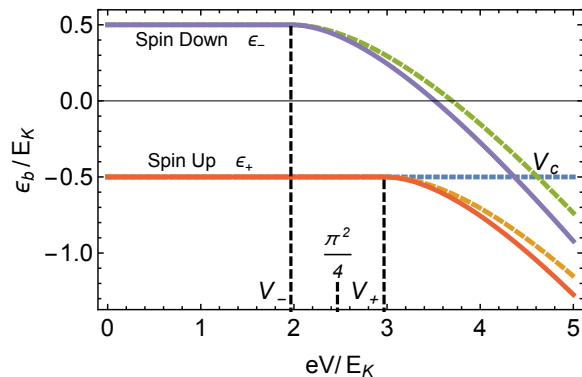


FIG. 2. Dependence on the gate voltage V of the two spin-projection bound-state energy (ϵ_σ) for $E_{\text{ex}}/E_K = 0.5$, $\alpha = 0$ (i.e. $E = 0$, dashed) and $\alpha = 50$ (full line). The bottom of the lower electronic band (spin-up) is shown dotted.

a controllable single-electron fully spin polarized state at the protruding part of the CNT.

Nanomechanical effects. We now consider how the system behaves when we let the CNT bend. It is not possible any more to find the ground state energy analytically, we will thus follow closely the variational method used in Ref. [8] to which we refer for more details. We introduce the dimensionless variables $z = x/L$, $h = H/E_K$, $f = yYI/eEL^3$, $\phi_\sigma = \psi_\sigma\sqrt{L}$, and the coupling parameter $\alpha = (eE)^2L^3/(YIE_K)$. The problem can then be completely determined by giving only three independent coupling parameters: α , $\mu = E_{\text{ex}}/E_K$, and $\nu = eV/E_K$. The functional to be minimized reads:

$$h = \int_{-\infty}^1 dz \left[\phi_\sigma'^2 + \alpha \left(f\phi_\sigma^2 + \frac{f''^2}{2} \right) - (\mu\sigma\theta_{-z} + \nu\theta_z)\phi_\sigma^2 \right]. \quad (4)$$

By writing $\phi(z) = \sum_{n=1}^M a_n(1-z)^n$ for $z > 0$ and $\sum_{n=1}^M a_n z^n e^{\kappa z}$ for $z < 0$, and $f(z) = \sum_{n=1}^M b_n z^{n+1}$ one can enforce the boundary conditions and minimize numerically the functional in order to find the parameters $\{a_n, b_n, \kappa\}$ and thus the ground state energy ϵ_σ with explicit expressions for the bending and the wavefunction. The charge accumulated on the suspended part of the CNT in presence of an electric field induces a force that bends the tip of the CNT. The effective electronic potential deepens and bending lowers the bound state energy. In particular it favors a stronger localization of the wave function on the tip (measured by κ^{-1}). For $E_{\text{ex}} = eV = 0$ in Ref. [8] it is shown that the bound state forms with a first order phase transition for $\alpha > \alpha_c = 312.03$. In order to keep a smooth transition we will consider the case $\alpha < \alpha_c$ and investigate the dependence of the bound state energy and wavefunction on eV/E_K for given values of E_{ex}/E_K .

Before considering the results of the numerical calculation it is useful to estimate analytically the typical range of the displacement of the CNT tip induced by the localization of the charge. Let us assume that the fraction

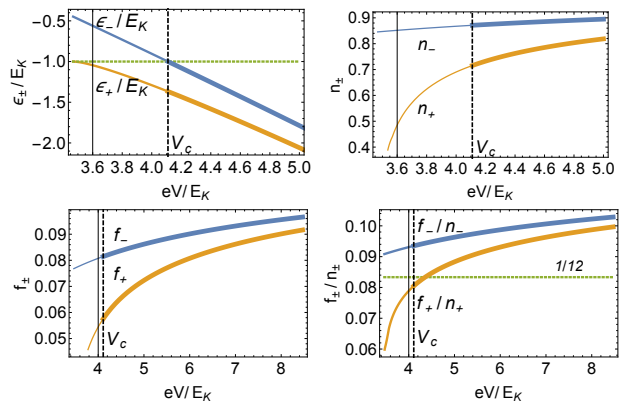


FIG. 3. For $E_{\text{ex}} = E_K$ and $\alpha = 175$ gate voltage dependence of the bound state energies (top-left), fraction of localized charge or spin (top-right), deflection of the tip (bottom-left), and ratio of deflection to localized charge (bottom-right).

$n < 1$ of an electron charge is accumulated on the CNT tip uniformly. A simple ansatz for the displacement is $f(z) = az^2$. It satisfies both the boundary conditions and the Euler equation $f'''' = 0$. Substituting it in Eq. (4) one has for the part proportional to α :

$$h_\alpha = \alpha(2a^2 + n\frac{a}{3}) \quad (5)$$

this functional has a minimum at $a = -n/12 = f(1)$. It gives a rough estimate of the dimensionless displacement of the tip by taking into account only the competition between the electric field and the elastic stiffness. The effect of the other two parameters is hidden into the value of n , that cannot be larger than 1.

We present on Fig. 3 the numerical results for $\alpha = 175$ and $\mu = 1$. One can see that the energy splitting of the two spin states is of the order of $E_K = E_{\text{ex}}$ (top-left panel). Defining $n_\sigma = \int_0^1 dz \phi_\sigma^2$ the fraction of charge (and spin) localized on the suspended part of the CNT one finds that for $V = V_c$ both bound states present a finite value of n_σ and $n_- - n_+ \approx 0.17$. The difference is slowly reduced for larger values of the gate voltage. The same can be said for the deflection of the tip of the CNT ($f_\sigma = f(1)$ for each spin state, bottom-left panel). Finally the bottom-right panel shows that the ratio f_\pm/n_\pm is actually close to the rough estimate $1/12$.

The plots of Fig. 3 show that a particularly important quantity is the value of the physical parameters (ϵ_σ , n_σ and f_σ) at the threshold V_c . The dependence on V is always monotonic and the maximum or minimum values are observed at V_c . In view of manipulating the spin state, the value at V_c gives thus a very good indication of the range in which the state can be accessible. We thus show in Fig. 4 as a function of α and for different values of μ the threshold V_c , the energy splitting $\epsilon_- - \epsilon_+$, the difference in the occupation $n_- - n_+$, and in the deflection $f_- - f_+$. As expected the critical voltage V_c decreases as a function of α , and in particular, for sufficiently small μ , it vanishes when α approaches the critical value α_c . The

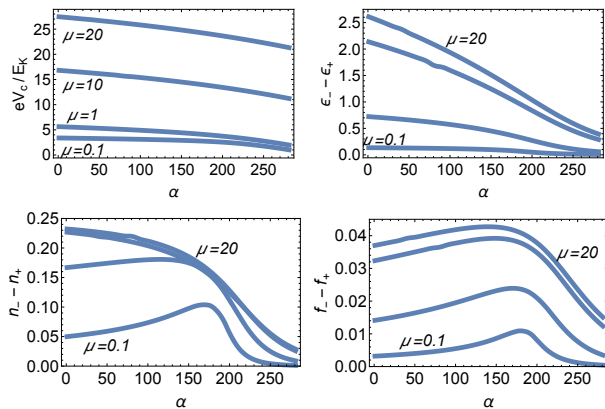


FIG. 4. The four panels show as a function of α for $\mu = 0.1, 1, 10, 20$ the critical gate voltage value V_c (top left), the energy splitting of the two bound states $\epsilon_- - \epsilon_+$ (top right), the difference in the fraction of localized charge $n_+ - n_-$ (bottom left), and the difference of the CNT tip deflection $f_- - f_+$ (bottom-right); the last three quantities calculated at $V = V_c$.

bound-state energy splitting is monotone in α , since the electric field increases the localization of the bound state, and thus reduces the difference of the two states. Its α -dependence is rather weak. Even for $\mu \gg 1$ the energy splitting remains of the order of E_K , that thus sets the main energy scale of the problem. Quite surprisingly the difference in the fraction of localized charge ($n_- - n_+$) is not monotonic for small μ as a function of the electric field. This is due to the fact that the transition region is approached at different values of α for each spin state. A similar behavior is observed in $f_- - f_+$. One can conclude that the optimal value of α to observe a well defined bound state is between 100 and 200.

Estimates. In order now to consider the possibility to observe the two bound states we discuss the typical scales of the problem. Expressing the radius in nm and the length in μm $E_K \approx 13.9(r/L^2)$ mK. The typical value of L ranges between 0.1 and $1\mu m$, leading to a range for E_K between few K to tens of mK, thus always accessible with standard cryogenics. The thermal and quantum fluctuations of the displacement of the tip plays also an important role, since they define the distinguishability of the displacement of the two bound states. From Eq. (5) one can write an approximate potential for the tip displacement $\delta f = f(1) - f_0$ (with $f_0 = n/12$ the equilibrium value): $h_\alpha = 2\alpha(\delta f)^2$. The equipartition theorem then gives for the thermal fluctuations $\delta f_T = [k_B T / (4\alpha E_K)]^{1/2}$. Quantum fluctuations $-\delta f_Q$ has the same expression with $k_B T \rightarrow \hbar\omega_m$. Since $\hbar\omega_m/E_K = 0.0332$ independently of L or r [8, 18] then $\delta f_Q = 0.09/\sqrt{\alpha}$. Expressing as above T in mK, L in μm , and r in nm $\delta f_T = 0.13L[T/(r\alpha)]^{1/2}$. Those values have to be compared with $f_- - f_+$ that are at best 0.04. f_Q is thus 5 times smaller of this value already for $\alpha = 100$, while in order to keep δf_T small one needs $T \ll .09r\alpha/L^2$. This is realizable for instance choosing $L = .5\mu m$, $r = 2nm$, $\alpha = 200$ and working at temperatures $T \approx 20$ mK (E_K is 111 mK in this case).

Conclusions. We have shown that combining electrostatic and magnetic gating the formation of a spin-polaronic state in a singly clamped CNT becomes possible. Electric, magnetic, and mechanical tuning provides an effective manipulation of such spin-polaron states offering a controllable magneto-electro-mechanical transduction with single electronic charge and spin sensitivity involving sub nanometer mechanical displacement.

Acknowledgements R.S. acknowledges financial support from IDEX of Univ. Bordeaux through visiting professor program. F.P. acknowledges support from ANR QNM.

-
- [1] B. Lassagne, Y. Tarakanov, J. Kinaret, D. Garcia-Sanchez, and A. Bachtold, *Science* **325**, 1107 (2009).
 - [2] G. A. Steele, A. K. Hüttel, B. Witkamp, M. Poot, H. B. Meerwaldt, L. P. Kouwenhoven, and H. S. van der Zant, *Science* **325**, 1103 (2009).
 - [3] H. B. Meerwaldt, G. A. Steele, and H. S. van der Zant, arXiv preprint arXiv:1205.4921 (2012).
 - [4] J. Moser, A. Eichler, J. Güttinger, M. I. Dykman, and A. Bachtold, *Nat Nano* **9**, 1007 (2014).
 - [5] A. Benyamini, A. Hamo, S. V. Kusminskiy, F. von Oppen, and S. Ilani, *Nature Physics* **10**, 151 (2014).
 - [6] B. H. Schneider, V. Singh, W. J. Venstra, H. B. Meerwaldt, and G. A. Steele, *Nat Commun* **5** (2014), 10.1038/ncomms6819.
 - [7] Y. Zhang, J. Moser, J. Güttinger, A. Bachtold, and M. Dykman, *Phys. Rev. Lett.* **113**, 255502 (2014).
 - [8] I. Snyman and Y. V. Nazarov, *Phys. Rev. Lett.* **108**, 076805 (2012).
 - [9] I. Zutic, J. Fabian, and S. Das Sarma, *Rev. Mod. Phys.* **76**, 323 (2004).
 - [10] A. N. Pasupathy, R. C. Bialczak, J. Martinek, J. E. Grose, L. A. K. Donev, P. L. McEuen, and D. C. Ralph, *Science* **306**, 86 (2004).
 - [11] K. Hamaya, M. Kitabatake, K. Shibata, M. Jung, M. Kawamura, K. Hirakawa, T. Machida, T. Taniyama, S. Ishida, and Y. Arakawa, *Applied Physics Letters* **91**, 232105 (2007).
 - [12] A. Cottet, T. Kontos, W. Belzig, C. Schönenberger, and C. Bruder, *EPL* **74**, 320 (2006).
 - [13] C. Feillet-Palma, T. Delattre, P. Morfin, J.-M. Berroir, G. Fève, D. C. Glatli, B. Plaçais, A. Cottet, and T. Kontos, *Phys. Rev. B* **81**, 115414 (2010).
 - [14] R. I. Shekhter, A. Pulkin, and M. Jonson, *Phys. Rev. B* **86**, 100404 (2012).
 - [15] S. Kulinich, L. Gorelik, A. Kalinenko, I. Krive, R. Shekhter, Y. Park, and M. Jonson, *Phys. Rev. Lett.* **112**, 117206 (2014).
 - [16] P. Stadler, W. Belzig, and G. Rastelli, *Phys. Rev. Lett.* **113**, 047201 (2014).
 - [17] H. Brenning, S. Kafanov, T. Duty, S. Kubatkin, and

P. Delsing, *Journal of Applied Physics* **100**, 114321 (2006).

[18] A. N. Cleland, *Foundations of nanomechanics: from*

solid-state theory to device applications (Springer, Berlin ; New York, 2003).