



HAL
open science

Stability of a bidimensional relative velocity lattice Boltzmann scheme

François Dubois, Tony Février, Benjamin Graille

► **To cite this version:**

François Dubois, Tony Février, Benjamin Graille. Stability of a bidimensional relative velocity lattice Boltzmann scheme. 2015. hal-01150210

HAL Id: hal-01150210

<https://hal.science/hal-01150210>

Preprint submitted on 5 Jun 2015

HAL is a multi-disciplinary open access archive for the deposit and dissemination of scientific research documents, whether they are published or not. The documents may come from teaching and research institutions in France or abroad, or from public or private research centers.

L'archive ouverte pluridisciplinaire **HAL**, est destinée au dépôt et à la diffusion de documents scientifiques de niveau recherche, publiés ou non, émanant des établissements d'enseignement et de recherche français ou étrangers, des laboratoires publics ou privés.

STABILITY OF A BIDIMENSIONAL RELATIVE VELOCITY LATTICE BOLTZMANN SCHEME

FRANÇOIS DUBOIS, TONY FÉVRIER, AND BENJAMIN GRAILLE

ABSTRACT. In this contribution, we study the theoretical and numerical stability of a bidimensional relative velocity lattice Boltzmann scheme. These relative velocity schemes introduce a velocity field parameter called “relative velocity” function of space and time. They generalize the d’Humières multiple relaxation times scheme and the cascaded automaton. This contribution studies the stability of a four velocities scheme applied to a single linear advection equation according to the value of this relative velocity. We especially compare when it is equal to 0 (multiple relaxation times scheme) or to the advection velocity (“cascaded like” scheme). The comparison is made in terms of L^∞ and L^2 stability. The L^∞ stability area is fully described in terms of relaxation parameters and advection velocity for the two choices of relative velocity. These results establish that no hierarchy of these two choices exists for the L^∞ notion. Instead, choosing the parameter equal to the advection velocity improves the numerical L^2 stability of the scheme. This choice cancels some dispersive terms and improve the numerical stability on a representative test case. We theoretically strengthen these results with a weighted L^2 notion of stability.

INTRODUCTION

Lattice Boltzmann schemes are applicable to many different fields such as hydrodynamics, acoustics, magnetohydrodynamics and multiphase fluids [8, 22, 24, 7, 19], because the associated algorithm is simple, fast and flexible. This algorithm, associated with a cartesian lattice and a finite set of velocities, consists in computing some particle distribution functions at discrete values of time: they are updated through two successive phases of transport (exact) and relaxation (also called collision).

In the d’Humières multiple relaxation times (MRT) framework [8], the relaxation is made thanks to a set of moments, linear combinations of the particle distributions. Each of these moments relaxes towards an equilibrium with a proper time scale. The MRT schemes have been widely studied in terms of consistency [10, 11, 20] but slightly in terms of stability [22, 17]. They can be particularly used to solve the Navier-Stokes equations [9, 5, 8, 22, 16]. They however undergo some instabilities in the small viscosity limit [22].

A “cascaded automaton” [15], introduced in two and three dimensions for the Navier-Stokes equations, reduces these instabilities [16]. Some studies aim to understand

the algorithm of this automaton and its improvements in terms of stability. First, it has been written in the MRT framework with a generalized equilibrium depending on the non conserved quantities [1]. It has then been included in a new class of relative velocity schemes [12, 14] that are the center of interest of the authors. Both MRT and cascaded are particular cases of the relative velocity schemes.

These relative velocity schemes use a set of moments depending on a velocity field parameter called relative velocity for the relaxation. This parameter is a function of space and time. Their consistency has been studied for one and two conservation laws [12, 14]. Their stability has also been investigated numerically in the case of the D_2Q_9 scheme for the Navier-Stokes equations [13]. This study, using the L^2 von Neumann stability [22, 26], shows the importance of the choice of the polynomials defining the moments, that justifies the stability gain obtained by the cascaded automaton.

This contribution studies the theoretical and the numerical stability of a bidimensional scheme with four velocities for the simulation of a single linear advection equation. We expect to improve the stability for a relative velocity equal to the advection velocity (“cascaded like” scheme) instead of 0 (MRT scheme). This study is based on two stability notions. The first is a L^∞ notion that has been used for one dimensional and vectorial schemes [6, 18]. The second is a weighted L^2 notion introduced in [3]. It has been applied to MRT schemes linearized around the zero velocity or in the BGK (Bhatnagar, Gross, Krook) case [4] for advection equations [3, 21, 25].

In the first part, we briefly recall the framework of the relative velocity schemes. Then we present the four velocities scheme of interest. In the second part, the effect of the relative velocity on the stability is illustrated thanks to the method of the equivalent equations [27, 10]. We particularly focus on the structure of the dispersion terms for two choices of relative velocity (0 or the advection velocity). These results are then illustrated by a numerical L^2 von Neumann stability study. The two last parts give theoretical stability results. In the third part, the L^∞ stability area is fully described in terms of relaxation parameters and advection velocity for the two choices of relative velocity. In the fourth one, a weighted L^2 notion [21] is used to validate the numerical results obtained in the second part according to the relative velocity.

1. FRAMEWORK

This section presents first the relative velocity schemes in a general framework. It is then particularized to a bidimensional scheme with four velocities for the simulation of a linear advection equation.

1.1. Presentation of the relative velocity schemes

For $d \in \mathbb{N}^*$, we consider a cartesian lattice \mathcal{L} of \mathbb{R}^d associated with a space step Δx . The space time is given by the acoustic scaling $\Delta t = \Delta x/\lambda$ for $\lambda \in \mathbb{R}$ a velocity scale. A set of $q \in \mathbb{N}^*$ velocities denoted by $\mathbf{v} = \{\mathbf{v}_0, \dots, \mathbf{v}_{q-1}\}$ depending on the

velocity scale is chosen such that for each node $\mathbf{x} \in \mathcal{L}$, $\mathbf{x} + \mathbf{v}_j \Delta t$ is still a node of \mathcal{L} . The lattice Boltzmann method computes the discrete values of several particle distributions denoted by f_j , $0 \leq j \leq q-1$, the distribution f_j being associated with the velocity \mathbf{v}_j . We denote by $\mathbf{f} = (f_0, \dots, f_{q-1})$ the vector of the particle distributions. An iteration of the algorithm consists in the succession of a phase of relaxation, nonlinear and local in space, and a phase of transport distributing the particles on the neighbouring nodes.

The relaxation operator of the relative velocity schemes originates from the framework of the MRT schemes [8]. Some moments, linear combinations of the particle distributions, relax with a proper relaxation rate. We define a matrix of moments depending on a velocity field $\tilde{\mathbf{u}}$ function of space and time. This matrix, supposed to be invertible, is characterized by a set of polynomials P_k , $0 \leq k \leq q-1$,

$$M(\tilde{\mathbf{u}})_{kj} = P_k(\mathbf{v}_j - \tilde{\mathbf{u}}), \quad 0 \leq k, j \leq q-1.$$

Let us note that the MRT scheme corresponds to $\tilde{\mathbf{u}} = \mathbf{0}$. The vector of moments is then obtained from the particle distributions through a linear transformation

$$\mathbf{m}(\tilde{\mathbf{u}}) = M(\tilde{\mathbf{u}}) \mathbf{f}. \quad (1)$$

The relaxation then carries on the components $m_k(\tilde{\mathbf{u}})$, $0 \leq k \leq q-1$, of $\mathbf{m}(\tilde{\mathbf{u}}) = (m_0(\tilde{\mathbf{u}}), \dots, m_{q-1}(\tilde{\mathbf{u}}))$

$$m_k^*(\tilde{\mathbf{u}}) = m_k(\tilde{\mathbf{u}}) + s_k(m_k^{\text{eq}}(\tilde{\mathbf{u}}) - m_k(\tilde{\mathbf{u}})), \quad 0 \leq k \leq q-1, \quad (2)$$

where $m_k^{\text{eq}}(\tilde{\mathbf{u}})$ are the moments at equilibrium and s_k the relaxation parameters. Some relaxation parameters are chosen null to enforce some conservation laws. The equilibrium is supposed to derive from an equilibrium distribution $\mathbf{f}^{\text{eq}} \in \mathbb{R}^q$ independent of $\tilde{\mathbf{u}}$

$$\mathbf{m}^{\text{eq}}(\tilde{\mathbf{u}}) = M(\tilde{\mathbf{u}}) \mathbf{f}^{\text{eq}}. \quad (3)$$

The equilibrium \mathbf{f}^{eq} is an *a priori* non linear function of these conserved moments. The postcollision distributions are obtained by the linear transformation

$$\mathbf{f}^* = M^{-1}(\tilde{\mathbf{u}}) \mathbf{m}^*(\tilde{\mathbf{u}}). \quad (4)$$

Then, the particles are advected from node to node

$$f_j(\mathbf{x}, t + \Delta t) = f_j^*(\mathbf{x} - \mathbf{v}_j \Delta t, t), \quad 0 \leq j \leq q-1.$$

In the following, the relative velocity $\tilde{\mathbf{u}}$ is a real constant. When $\tilde{\mathbf{u}}$ is specified, the relative velocity scheme is called scheme relative to $\tilde{\mathbf{u}}$.

1.2. The twisted relative velocity D_2Q_4 scheme for a linear advection equation

In this section, we present a relative velocity D_2Q_4 scheme for a linear advection equation. We expect the scheme relative to the advection velocity ($\tilde{\mathbf{u}} = \mathbf{V}$), also called ‘‘cascaded like’’ scheme in the following, to be more stable than the MRT scheme $\tilde{\mathbf{u}} = \mathbf{0}$ when this velocity \mathbf{V} increases.

We want to approximate the following bidimensional advection equation

$$\partial_t \rho(\mathbf{x}, t) + \mathbf{V} \cdot \nabla \rho(\mathbf{x}, t) = 0, \quad \mathbf{x} \in \mathbb{R}^2, t \in \mathbb{R}_+, \quad (5)$$

where $\mathbf{V} = (V^x, V^y) \in \mathbb{R}^2$ is the advection velocity. With this aim, we consider the four velocity scheme called twisted D_2Q_4 defined by the set of velocities $\mathbf{v} = \{(\lambda, \lambda), (-\lambda, \lambda), (-\lambda, -\lambda), (\lambda, -\lambda)\}$, for $\lambda = \Delta x / \Delta t$ the velocity scale (figure 1). The moments are associated with the polynomials $1, X, Y, XY$.

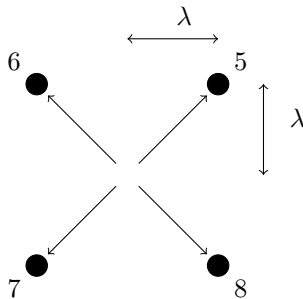


FIGURE 1. Velocities of the twisted D_2Q_4 scheme.

Another choice with four velocities could be the D_2Q_4 defined by the set $\mathbf{v} = \{(\lambda, 0), (0, \lambda), (-\lambda, 0), (0, -\lambda)\}$, and by the moments associated with $1, X, Y, X^2 - Y^2$. However, we have chosen to work with the twisted scheme because this scheme is exactly a $D_1Q_2^2$ in terms of velocities and moments. This feature simplifies the proofs of consistency and stability. Moreover, the stability results of the D_2Q_4 scheme can be deduced of the results for the twisted D_2Q_4 scheme: the stability areas correspond thanks to the composition of a rotation and a homothety (Appendix A).

The framework containing only one equation, we choose one conservation law on the density

$$\rho = \sum_{j=0}^3 f_j.$$

The other moments are relaxed with a relaxation parameter $s_q \in \mathbb{R}$ for the first order moments and $s_{xy} \in \mathbb{R}$ for the second order one. To approach the equation (5), the equilibrium must read

$$\mathbf{m}^{\text{eq}}(\tilde{\mathbf{u}}) = (\rho, (V^x - \tilde{u}^x)\rho, (V^y - \tilde{u}^y)\rho, m_3^{\text{eq}}(\tilde{\mathbf{u}})), \quad (6)$$

where $m_3^{\text{eq}}(\tilde{\mathbf{u}})$ is the second order moment equilibrium determining the diffusion terms. Two different equilibria are chosen: the non intrinsic equilibrium

$$m_3^{\text{eq}}(\tilde{\mathbf{u}}) = \rho(V^x - \tilde{u}^x)(V^y - \tilde{u}^y), \quad (7)$$

and the intrinsic equilibrium

$$m_3^{\text{eq}}(\tilde{\mathbf{u}}) = \rho(\tilde{u}^x \tilde{u}^y - \tilde{u}^x V^y - \tilde{u}^y V^x). \quad (8)$$

The first equilibrium results from the will to see the twisted D_2Q_4 as the product of the D_1Q_2 by himself: it could be seen as the product of two one dimensional equilibria. The second equilibrium is called intrinsic because it leads to a diffusion term that is independent of the basis of writing (proposition 2.2) but is not isotropic. It is important to note that these equilibria are chosen such that the relation (3) is satisfied. Then the second order asymptotics do not depend on the relative velocity $\tilde{\mathbf{u}}$ [12, 14].

2. EXPLOITATION OF THE EQUIVALENT EQUATIONS FOR THE STABILITY

The purpose of this section is to predict the stability behaviour of the twisted scheme defined in the section 1 according to the choice of $\tilde{\mathbf{u}}$. To do so, we present the third order asymptotics of the scheme: we discuss on the definite positivity of the diffusion tensor and on the dispersive third order terms. The discussion is then illustrated on a numerical study of L^2 stability. We show that the cascaded like scheme contrary to the MRT scheme cancels some dispersive terms and stabilizes the scheme in the same time.

2.1. Discussion for the scheme with a non intrinsic diffusion

We study here the third order equivalent equations of the twisted D_2Q_4 with a non intrinsic diffusion. The following proposition results from the particularization of a general derivation of the equivalent equations for a D_dQ_q scheme with one conservation law, $d, q \in \mathbb{N}^*$ [14]. We are interested in the structure of the upper orders according to the velocity field $\tilde{\mathbf{u}}$ and their influence on the stability.

Proposition 2.1 (Diffusion and dispersion operators). *Given $\mathbf{V} \in \mathbb{R}^2$, $(s_q, s_{xy}) \in \mathbb{R}^2$, the twisted D_2Q_4 scheme relative to a constant velocity $\tilde{\mathbf{u}} \in \mathbb{R}^2$ associated with the equilibrium (6,7) and with the relaxation parameters $(0, s_q, s_q, s_{xy})$, approaches the third order equation*

$$\partial_t \rho(\mathbf{x}, t) + \mathbf{V} \cdot \nabla \rho(\mathbf{x}, t) - \Delta t \mathcal{D}_2 : \nabla^2 \rho(\mathbf{x}, t) + \Delta t^2 \mathcal{D}_3 : \nabla^3 \rho(\mathbf{x}, t) = \mathcal{O}(\Delta t^3),$$

$$\mathbf{x} \in \mathbb{R}^2, t \in \mathbb{R}_+, \quad (9)$$

where the diffusion matrix \mathcal{D}_2 is given by

$$\mathcal{D}_2 = \sigma_q \begin{pmatrix} (\lambda^2 - (V^x)^2) & 0 \\ 0 & (\lambda^2 - (V^y)^2) \end{pmatrix}, \quad (10)$$

and the dispersion matrix \mathcal{D}_3 by

$$\mathcal{D}_3 = \begin{pmatrix} \frac{V^x}{6} (\lambda^2 - (V^x)^2) (1 - 12\sigma_q^2) & 2\sigma_q (\lambda^2 - (V^y)^2) (\tilde{u}^x - V^x) (\sigma_q - \sigma_{xy}) \\ 2\sigma_q (\lambda^2 - (V^x)^2) (\tilde{u}^y - V^y) (\sigma_q - \sigma_{xy}) & \frac{V^y}{6} (\lambda^2 - (V^y)^2) (1 - 12\sigma_q^2) \end{pmatrix}. \quad (11)$$

The Hénon's parameters reas $\sigma_q = 1/s_q - 1/2$ and $\sigma_{xy} = 1/s_{xy} - 1/2$, the second and third order derivative operators are given by

$$\nabla^2 \rho = \begin{pmatrix} \partial_x^2 \rho & \partial_{xy}^2 \rho \\ \partial_{xy}^2 \rho & \partial_y^2 \rho \end{pmatrix}, \quad \nabla^3 \rho = \begin{pmatrix} \partial_x^3 \rho & \partial_{xyy}^3 \rho \\ \partial_{xxy}^3 \rho & \partial_y^3 \rho \end{pmatrix}, \quad (12)$$

and \cdot is the scalar product for the matrices viewed as vectors of \mathbb{R}^4 .

These equations are obtained thanks to a formal calculus software, that implements an algorithm to obtain the equivalent equations in the linear case [2]. The following lemma exhibits the area of well-posedness of the second order truncation of (9).

Lemma 2.1 (Well-posedness of the second order equation). *The diffusion matrix \mathcal{D} defined by (10) belongs to the space $\mathcal{S}_2^{++}(\mathbb{R})$ of symmetric positive definite matrices if and only if $|\mathbf{V}|_\infty < \lambda$.*

Proof. The spectrum of the matrix \mathcal{D}_2 is $\{\lambda^2 - (V^x)^2, \lambda^2 - (V^y)^2\}$ that closes the proof. \square

Because of the relation (3), the velocity parameter $\tilde{\mathbf{u}}$ appears only at the third order of the equations. Let us discuss of the structure of these third order dispersive terms according to the choice of $\tilde{\mathbf{u}}$.

First we choose the velocity field $\tilde{\mathbf{u}}$ equal to the advection velocity \mathbf{V} (“cascaded like” scheme). The dispersion terms are then small compared to the diffusion terms. Indeed, this choice cancels the two off-diagonal components of \mathcal{D}_3 depending on the parameter σ_{xy} . Thus resting dispersion terms are $V^x(\lambda^2 - (V^x)^2)(1 - 12\sigma_q^2)/6$ and its symmetric in y . When σ_q tends to 0, those terms are equivalent to $\mathbf{V}(\lambda^2 - (V^x)^2)$ multiplied by a constant. Thus when the diffusion $(\lambda^2 - (V^x)^2)$ decreases, the dispersion decreases at least with the same speed.

On the contrary, the dispersion terms of the MRT scheme ($\tilde{\mathbf{u}} = \mathbf{0}$) create instabilities when the diffusion (represented by σ_q) is weak. Indeed, the off-diagonal terms are conserved for this choice of velocity parameter: they are given by $-2\sigma_q V^y(\lambda^2 - (V^x)^2)(\sigma_q - \sigma_{xy})$ and its symmetric in y . This term is equivalent to $2\sigma_{xy}\sigma_q V^y(\lambda^2 - (V^x)^2)$, when σ_q gets close to 0. The dispersion terms are thus depending on the size of the parameter σ_{xy} . If σ_{xy} is important and σ_q tends to 0, the numerical stability should be deteriorated by dispersion phenomena for V^x or V^y close to λ : indeed, the dispersion, behaving as $2\sigma_{xy}\sigma_q\lambda(\lambda^2 - (V^x)^2)$, becomes greater than the diffusion given by $\sigma_q(\lambda^2 - (V^x)^2)$. Instead, taking σ_{xy} close to 0 should limit the dispersion effects.

Remark 2.1 (Exact third order scheme). *We note that the choices $\tilde{\mathbf{u}} = \mathbf{V}$ and $\sigma_q = 1/\sqrt{12}$ cancel the dispersion matrix \mathcal{D}_3 given by (11). Thus the scheme is consistent with the second order advection diffusion truncation of (9) at the third order. Moreover, there is still a degree of freedom with the parameter σ_{xy} . This is*

impossible for the MRT scheme ($\tilde{\mathbf{u}} = \mathbf{0}$) excepted when there is only one relaxation parameter (BGK scheme: $\sigma_q = \sigma_{xy}$).

2.2. Discussion for the scheme with an intrinsic diffusion

We discuss on the structure of the third order equivalent equations for the twisted D_2Q_4 intrinsic scheme obtained thanks to the linear algorithm derived in [2]. The study is completely analogous to the one of the section 2.1.

Proposition 2.2 (Diffusion and dispersion operators). *Given $\mathbf{V} \in \mathbb{R}^2$, $(s_q, s_{xy}) \in \mathbb{R}^2$, the twisted D_2Q_4 scheme relative to a constant velocity $\tilde{\mathbf{u}}$ associated with the equilibrium (6,8) and with the relaxation parameters $(0, s_q, s_q, s_{xy})$, approaches the following third order equation*

$$\partial_t \rho(\mathbf{x}, t) + \mathbf{V} \cdot \nabla \rho(\mathbf{x}, t) - \Delta t \mathcal{D}_2 : \nabla^2 \rho(\mathbf{x}, t) + \Delta t^2 \mathcal{D}_3 : \nabla^3 \rho(\mathbf{x}, t) = \mathcal{O}(\Delta t^3),$$

$$\mathbf{x} \in \mathbb{R}^2, t \in \mathbb{R}_+,$$

where the diffusion matrix \mathcal{D}_2 is given by

$$\mathcal{D}_2 = \begin{pmatrix} \sigma_q(\lambda^2 - (V^x)^2) & -\sigma_q V^x V^y \\ -\sigma_q V^x V^y & \sigma_q(\lambda^2 - (V^y)^2) \end{pmatrix}, \quad (13)$$

and the dispersion matrix \mathcal{D}_3 by

$$\mathcal{D}_3 = \begin{pmatrix} \phi_1(V^x) & \phi_2(\tilde{u}^x, \tilde{u}^y, V^x, V^y) \\ \phi_2(\tilde{u}^y, \tilde{u}^x, V^y, V^x) & \phi_1(V^y) \end{pmatrix},$$

with

$$\phi_1(V^x) = \frac{V^x}{6}(\lambda^2 - (V^x)^2)(1 - 12\sigma_q^2),$$

$$\phi_2(\tilde{u}^x, \tilde{u}^y, V^x, V^y) = \frac{1}{2}(-V^x(V^y)^2 + 4\sigma_q^2(\lambda^2(\tilde{u}^x - V^x) + 3V^x(V^y)^2 - \tilde{u}^y V^x V^y - \tilde{u}^x(V^y)^2) - 4\sigma_q\sigma_{xy}(\lambda^2(\tilde{u}^x - V^x) - (V^x\tilde{u}^y V^y + \tilde{u}^x(V^y)^2)).$$

The Hénon's parameters σ_q and σ_{xy} are given by $1/s_q - 1/2$ and $1/s_{xy} - 1/2$, the operators ∇^2 and ∇^3 are given by (12) and $:$ is the scalar product for the matrices viewed as vectors of \mathbb{R}^4 .

Remark 2.2. *As expected, the diffusion is intrinsic. It is independent of the basis of writing. Indeed it is equal to*

$$\mathcal{D}_2 : \nabla^2 = \lambda^2(\partial_x^2 + \partial_y^2) - (\mathbf{V} \cdot \nabla)^2.$$

Lemma 2.2 (Well-posedness of the second order equation). *The diffusion matrix \mathcal{D}_2 defined by (13) belongs to the space $\mathcal{S}_2^{++}(\mathbb{R})$ of symmetric positive definite matrices if and only if $|\mathbf{V}|_2 < \lambda$.*

Proof. The eigenvalues of the matrix \mathcal{D}_2 are λ^2 and $\lambda^2 - |\mathbf{V}|_2^2$, that closes the proof. \square

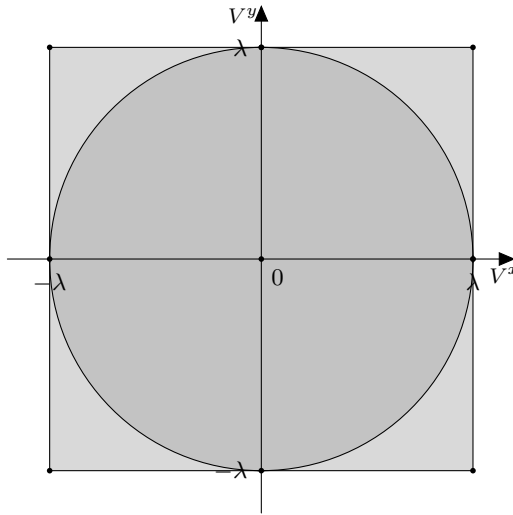


FIGURE 2. Well posedness areas in \mathbf{V} for the twisted D_2Q_4 schemes: with intrinsic diffusion (circle of radius λ), with a non intrinsic diffusion (square $[-\lambda, \lambda]^2$).

Let us compare the well-posedness areas of the schemes with a non intrinsic diffusion (section 2.1) and an intrinsic diffusion. These areas are represented on the figure 2. We note that the scheme with a non intrinsic diffusion has a greater area in \mathbf{V} . Consequently, it should authorize larger stable velocities than the scheme with an intrinsic diffusion.

We now get back to the intrinsic case and discuss on the dispersion terms. As in the non intrinsic case, the scheme should be stable for larger velocities with the choice $\tilde{\mathbf{u}} = \mathbf{V}$ than with $\tilde{\mathbf{u}} = \mathbf{0}$. Indeed, when σ_q tends to 0, the term $\phi_2(\tilde{u}^x, \tilde{u}^y, V^x, V^y)$ is of third order in \mathbf{V} if $\tilde{\mathbf{u}} = \mathbf{V}$. Instead, if $\tilde{\mathbf{u}} = \mathbf{0}$, it is of first order in \mathbf{V} . More dispersion is created for $\tilde{\mathbf{u}} = \mathbf{0}$ when V^x or V^y are close to λ and σ_{xy} is big.

2.3. Illustration with numerical stability experiments

In this section, we study the numerical L^2 stability for the twisted D_2Q_4 scheme according to the choice of the velocity parameter $\tilde{\mathbf{u}}$. The link with the previous consistency study is made: the third order dispersion terms have an influence on the numerical stability. The choice $\tilde{\mathbf{u}} = \mathbf{V}$ provides larger stability areas in \mathbf{V} .

We present a first numerical experiment with the advection of a circular spot: the initial conditions are given by

$$\rho(\mathbf{x}, t) = 1 + \mathbf{1}_{\mathcal{C}}(\mathbf{x}, t), \quad \mathbf{x} \in [0, 1]^2, t \in \mathbb{R},$$

where \mathcal{C} is the disc centered in $(1/2, 1/2)$ of radius 0.1 and $\mathbf{1}_{\mathcal{C}}$ is the function equal to 1 on this disc, null elsewhere. This spot moves with an advection velocity $\mathbf{V} \in \mathbb{R}^2$ in the domain $[0, 1]^2$ constituted of 128^2 points with periodic boundary conditions.

σ_q	1/10	1/20	1/50	1/100	1/200
D ₂ Q ₄ non intrinsic $\tilde{\mathbf{u}} = \mathbf{0}$	1.00	0.80	0.49	0.34	0.23
D ₂ Q ₄ non intrinsic $\tilde{\mathbf{u}} = \mathbf{V}$	1.00	1.00	1.00	1.00	1.00
D ₂ Q ₄ intrinsic $\tilde{\mathbf{u}} = \mathbf{0}$	1.00	0.79	0.48	0.33	0.23
D ₂ Q ₄ intrinsic $\tilde{\mathbf{u}} = \mathbf{V}$	1.00	1.00	1.00	1.00	1.00

TABLE 1. Maximal $|\mathbf{V}|$ stable in λ scale for $\theta = 0$, $\sigma_{xy} = 1/\sqrt{3}$ and 128^2 points.

σ_q	1/10	1/20	1/50	1/100	1/200
D ₂ Q ₄ non intrinsic $\tilde{\mathbf{u}} = \mathbf{0}$	1.41	0.80	0.42	0.28	0.20
D ₂ Q ₄ non intrinsic $\tilde{\mathbf{u}} = \mathbf{V}$	1.41	1.41	1.41	1.41	1.41
D ₂ Q ₄ intrinsic $\tilde{\mathbf{u}} = \mathbf{0}$	0.75	0.56	0.36	0.26	0.18
D ₂ Q ₄ intrinsic $\tilde{\mathbf{u}} = \mathbf{V}$	0.86	0.76	0.65	0.59	0.53

TABLE 2. Maximal $|\mathbf{V}|$ stable in λ scale for $\theta = \pi/4$, $\sigma_{xy} = 1/\sqrt{3}$ and 128^2 points.

The scheme is considered as stable if it has not broken after 2000 iterations. We present the biggest advection velocities keeping the scheme stable for different choices of relaxation parameters. Two different directions of advection velocities are considered: $\theta = 0$ and $\theta = \pi/4$. We choose different values for the parameter σ_q , the parameter σ_{xy} being set to $1/\sqrt{3}$. The results are presented in the tables 1 and 2.

The scheme relative to the advection velocity $\tilde{\mathbf{u}} = \mathbf{V}$ authorizes larger stable velocities than the MRT scheme ($\tilde{\mathbf{u}} = \mathbf{0}$). Most of the time, its stability areas do not depend on the relaxation parameters while they are bounded by 0 and 2. Instead, the stability areas of the MRT scheme decreases when σ_q tends to 0. This phenomenon occurs for the scheme relative to $\tilde{\mathbf{u}} = \mathbf{V}$ with an intrinsic diffusion in the direction $\theta = \pi/4$: however the instabilities appear for larger \mathbf{V} than the MRT scheme.

The dispersion terms exhibited in the equivalent equations (section 2) originate these phenomena. Their presence causes instabilities when σ_q is too small compared to σ_{xy} and $|\mathbf{V}|$. We have seen that these terms cancel for $\tilde{\mathbf{u}} = \mathbf{V}$ but are present when $\tilde{\mathbf{u}} = \mathbf{0}$. This explains the constance of the stability area for $\tilde{\mathbf{u}} = \mathbf{V}$ and its deterioration for $\tilde{\mathbf{u}} = \mathbf{0}$ when σ_q decreases.

These dispersive phenomena are illustrated on the figures 3 and 4 for the scheme with an intrinsic diffusion. We choose $\sigma_{xy} = 1/\sqrt{3}$, $\sigma_q = 1/20$ and $\mathbf{V} = (0.9\lambda, 0)$ for these draws. According to the data of the table 1, this configuration is a stable case for the scheme relative to $\tilde{\mathbf{u}} = \mathbf{V}$ and an unstable case for the MRT scheme. The spot is represented at the times $t = 0$ and $t = 0.4$ for 256^2 points.

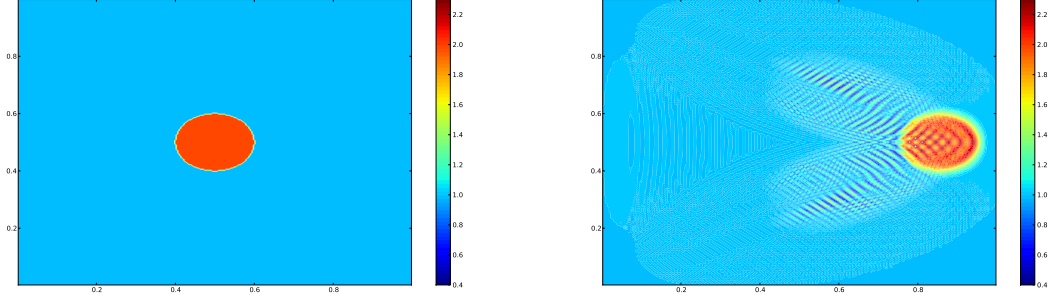


FIGURE 3. Advected spot of velocity $\mathbf{V} = (0.9\lambda, 0)$ for the twisted D_2Q_4 scheme relative to $\tilde{\mathbf{u}} = \mathbf{0}$ (MRT) with an intrinsic diffusion at $t = 0$ (left) and $t = 0.4$ (right) for $\sigma_{xy} = 1/\sqrt{3}$, $\sigma_q = 1/20$.

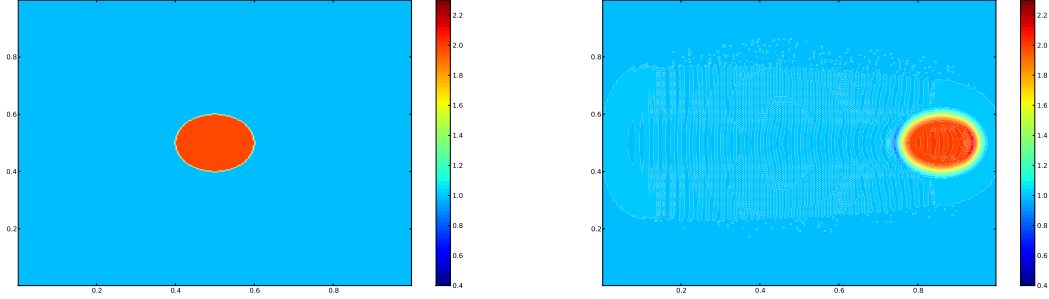


FIGURE 4. Advected spot of velocity $\mathbf{V} = (0.9\lambda, 0)$ for the twisted D_2Q_4 scheme relative to $\tilde{\mathbf{u}} = \mathbf{V}$ with an intrinsic diffusion at $t = 0$ (left) and $t = 0.4$ (right) for $\sigma_{xy} = 1/\sqrt{3}$, $\sigma_q = 1/20$.

The dispersion for the MRT scheme is clearly visible on the figure 3: some oscillations appear behind the advected spot. The scheme is going to break since the density ρ is increasing. These phenomena are absent for the scheme relative to $\tilde{\mathbf{u}} = \mathbf{V}$ (figure 4) that remains numerically stable.

Our second numerical experiment uses the L^2 linear stability of von Neumann. We discuss on the spectrum of the amplification matrix of the scheme. This matrix, characterizing an iteration of the scheme, has to be first determined. The equilibrium being linear (6,7,8), there exists a matrix $\mathbf{E} = \mathbf{E}(\mathbf{V}, \mathbf{s})$ for $\mathbf{s} = (0, s_q, s_q, s_{xy})$ and $\mathbf{V} \in \mathbb{R}^2$ so that

$$\mathbf{f}^{\text{eq}} = \mathbf{E}\mathbf{f}.$$

The relaxation phase of the relative velocity D_2Q_4 scheme reads

$$\mathbf{f}^* = (\mathbf{I} + \mathbf{M}(\tilde{\mathbf{u}})^{-1}\mathbf{D}\mathbf{M}(\tilde{\mathbf{u}})(\mathbf{E} - \mathbf{I}))\mathbf{f},$$

where $\mathbf{D} = \text{diag}(\mathbf{s})$ is the diagonal matrix of the relaxation parameters. This expression holds for each node \mathbf{x} of the lattice, the relaxation being local in space. The

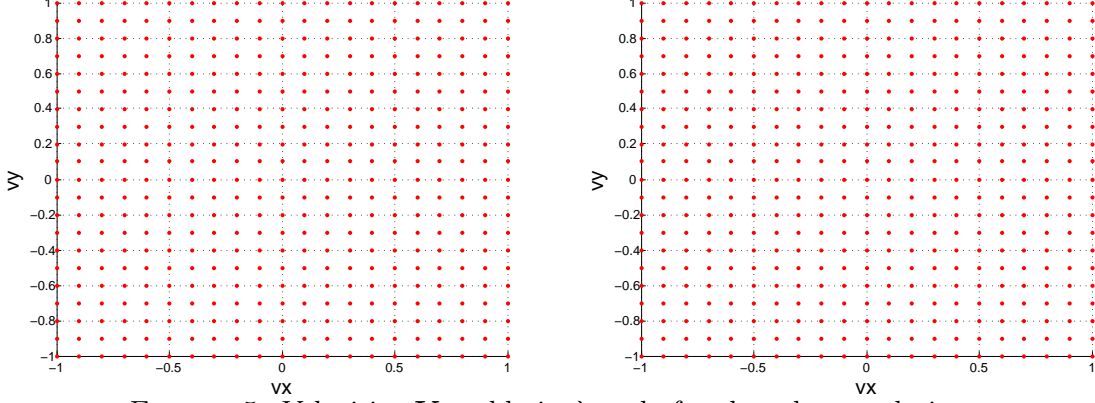


FIGURE 5. Velocities \mathbf{V} stable in λ scale for the scheme relative to $\tilde{\mathbf{u}} = \mathbf{0}$ (MRT on the left), $\tilde{\mathbf{u}} = \mathbf{V}$ (on the right), for a non intrinsic diffusion with $s_q = 1$ and $s_{xy} = 1$.

expression of the distribution after the transport phase is given by

$$f_j(\mathbf{x}, t + \Delta t) = [(I + M(\tilde{\mathbf{u}})^{-1}DM(\tilde{\mathbf{u}})(E - I))f]_j(\mathbf{x} - \mathbf{v}_j\Delta t, t), \quad \mathbf{x} \in \mathcal{L}, t \in \mathbb{R}. \quad (14)$$

Taking the Fourier transform of (14), the transport operator becomes local in space and is represented by the diagonal matrix $\mathbf{A} = \mathbf{A}(\mathbf{k})$ for $\mathbf{k} \in \mathbb{R}^2$ whose diagonal components are given by $e^{i\Delta t \mathbf{k} \cdot \mathbf{v}_j}$, $0 \leq j \leq 3$. The amplification matrix then reads $\mathbf{L}(\tilde{\mathbf{u}}) = \mathbf{L}(\tilde{\mathbf{u}}, \mathbf{V}, \mathbf{k}, \mathbf{s}) = \mathbf{A}(I + M(\tilde{\mathbf{u}})^{-1}DM(\tilde{\mathbf{u}})(E - I))$. It characterizes a time iteration of the scheme in the Fourier space

$$\hat{\mathbf{f}}(\mathbf{k}, t + \Delta t) = \mathbf{L}(\tilde{\mathbf{u}})\hat{\mathbf{f}}(\mathbf{k}, t), \quad t \in \mathbb{R},$$

where $\hat{\mathbf{f}}$ is the Fourier transform of \mathbf{f} . We want to exhibit the advection velocities \mathbf{V} for which the scheme verifies the necessary condition of L^2 stability

$$\max_{\mathbf{k} \in \mathbb{R}^2} r(\mathbf{L}(\tilde{\mathbf{u}})) \leq 1, \quad (15)$$

where r is the spectral radius. We are thus interested in the set

$$\{\mathbf{V} = (V^x, V^y), \max_{\mathbf{k} \in \mathbb{R}^2} r(\mathbf{L}(\tilde{\mathbf{u}})) \leq 1\}.$$

The figures 5 to 10 present this set in the plan (V^x, V^y) for the twisted D_2Q_4 scheme with a non intrinsic diffusion and some relaxation parameters s_q and s_{xy} . The left draw is about the MRT scheme ($\tilde{\mathbf{u}} = \mathbf{0}$) and the right one illustrates the case $\tilde{\mathbf{u}} = \mathbf{V}$. We expect the right areas to be larger than the left ones.

Firstly, the draws corresponding to a BGK scheme ($s_q = s_{xy} = 1$) are independent of $\tilde{\mathbf{u}}$ (figure 5). This result was expected because the velocity field $\tilde{\mathbf{u}}$ does not appear in the scheme for one single relaxation parameter since (3) is verified. Secondly, the scheme relative to $\tilde{\mathbf{u}} = \mathbf{V}$ verifies the necessary condition of stability on the biggest area $|\mathbf{V}|_\infty \leq \lambda$ (CFL) for all the \mathbf{s} chosen (figure 5 to 10). The constance and the optimality of these areas confirm the phenomena observed for the advected spot

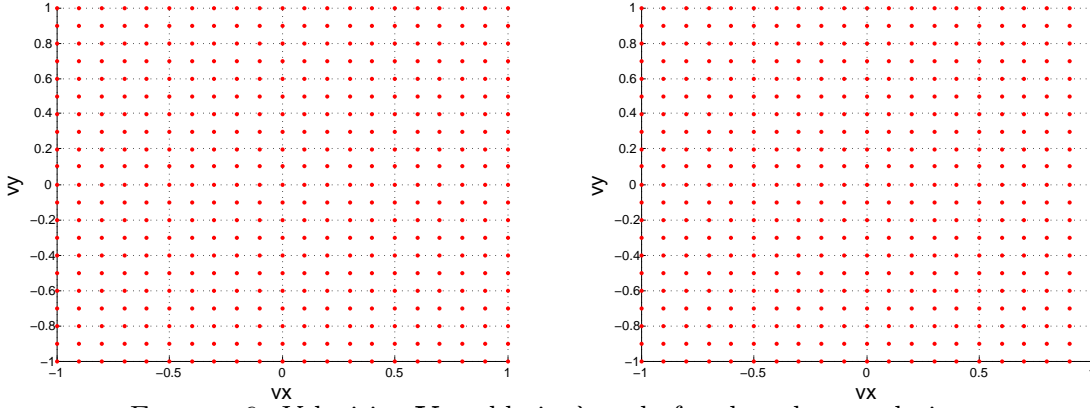


FIGURE 6. Velocities \mathbf{V} stable in λ scale for the scheme relative to $\tilde{\mathbf{u}} = \mathbf{0}$ (MRT on the left), $\tilde{\mathbf{u}} = \mathbf{V}$ (on the right), for a non intrinsic diffusion with $s_q = 1$ and $s_{xy} = 1.5$.

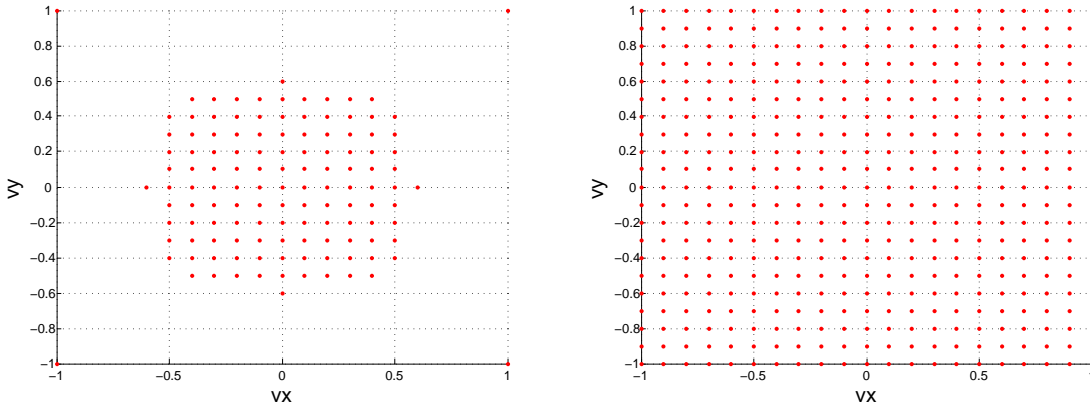


FIGURE 7. Velocities \mathbf{V} stable in λ scale for the scheme relative to $\tilde{\mathbf{u}} = \mathbf{0}$ (MRT on the left), $\tilde{\mathbf{u}} = \mathbf{V}$ (on the right), for a non intrinsic diffusion with $s_q = 1$ and $s_{xy} = 1.9$.

(tables 1 and 2). Finally, the stability areas of the MRT scheme decrease as the two relaxation parameters are moving away from each other. The stability area is reduced to $\mathbf{V} = \mathbf{0}$ for $s_q = 2$ or $s_{xy} = 2$. Whatever the choice of \mathbf{s} , the areas of the MRT scheme are included in those of the scheme relative to $\tilde{\mathbf{u}} = \mathbf{V}$. These results are also consistent with the test case of the advected spot: the deterioration of the areas are due to the third order dispersive terms of the equivalent equations (proposition 2.1).

For the D_2Q_4 scheme with an intrinsic diffusion (figures 11 to 16), the results are different but the general trend is the same. The scheme relative to $\tilde{\mathbf{u}} = \mathbf{V}$ verifies (15) for larger sets of \mathbf{V} than the MRT scheme, excepted when $s_q = 1$, $s_{xy} = 1.5$ (figure 12). However, the areas associated to $\tilde{\mathbf{u}} = \mathbf{V}$ are not optimal any more: they decrease when s_q and s_{xy} move away from each other. Both velocity fields ($\tilde{\mathbf{u}} = \mathbf{0}$ and

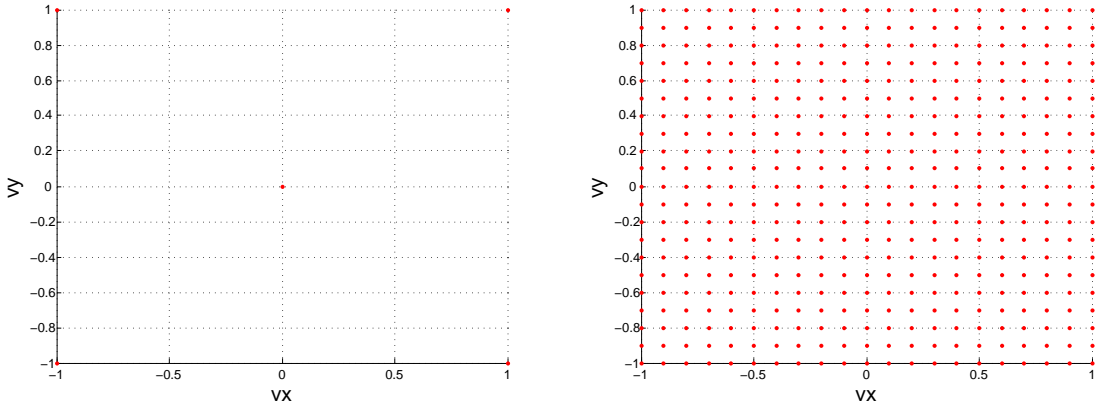


FIGURE 8. Velocities \mathbf{V} stable in λ scale for the scheme relative to $\tilde{\mathbf{u}} = \mathbf{0}$ (MRT on the left), $\tilde{\mathbf{u}} = \mathbf{V}$ (on the right), for a non intrinsic diffusion with $s_q = 1$ and $s_{xy} = 2$.

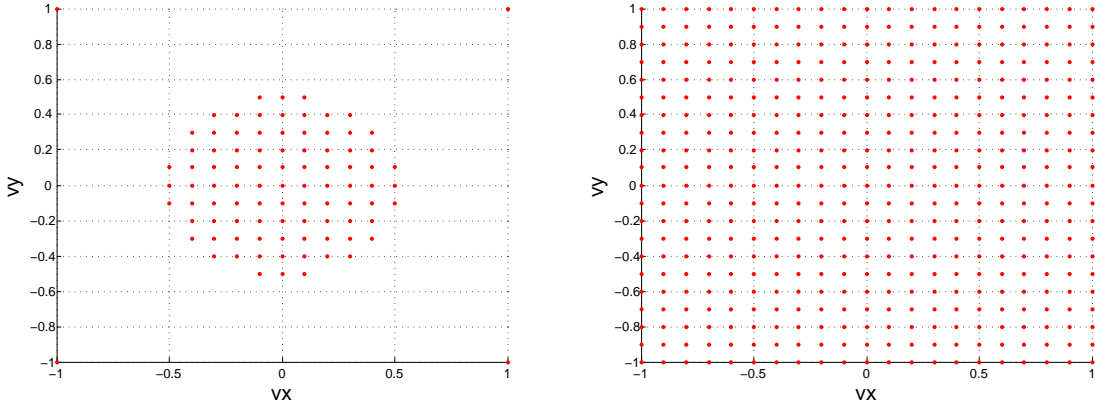


FIGURE 9. Velocities \mathbf{V} stable in λ scale for the scheme relative to $\tilde{\mathbf{u}} = \mathbf{0}$ (MRT on the left), $\tilde{\mathbf{u}} = \mathbf{V}$ (on the right), for a non intrinsic diffusion with $s_q = 1.9$ and $s_{xy} = 1$.

$\tilde{\mathbf{u}} = \mathbf{V}$) undergo this phenomenon but the effect of the dispersion is bigger for the MRT scheme. These results confirm the advected spot ones: the same deterioration appears when σ_q tends to 0 (table 1 and 2) to a lesser extent for $\tilde{\mathbf{u}} = \mathbf{V}$ than for $\tilde{\mathbf{u}} = \mathbf{0}$.

The main conclusions of this section are the following. Choosing $\tilde{\mathbf{u}} = \mathbf{V}$ cancels some dispersive terms becoming important as \mathbf{V} grows. This cancellation does not occur for $\tilde{\mathbf{u}} = \mathbf{0}$. We must view these results in parallel with the fact that the scheme is more stable (numerical L^2 notion) for $\tilde{\mathbf{u}} = \mathbf{V}$ than for $\tilde{\mathbf{u}} = \mathbf{0}$.

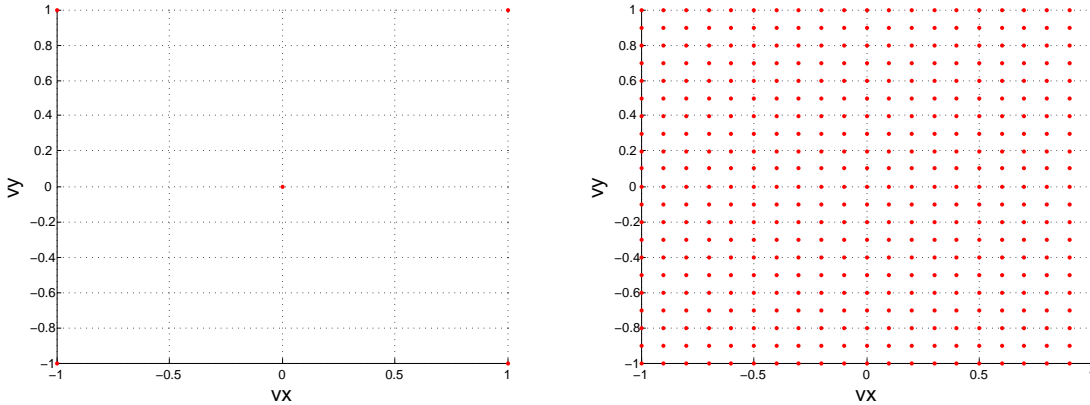


FIGURE 10. Velocities \mathbf{V} stable in λ scale for the scheme relative to $\tilde{\mathbf{u}} = \mathbf{0}$ (MRT on the left), $\tilde{\mathbf{u}} = \mathbf{V}$ (on the right), for a non intrinsic diffusion with $s_q = 2$ and $s_{xy} = 1$.

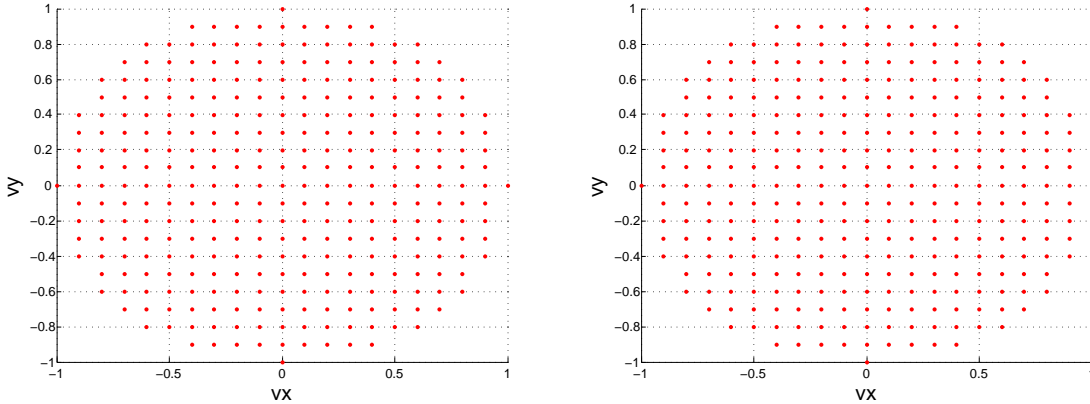


FIGURE 11. Velocities \mathbf{V} stable in λ scale for the scheme relative to $\tilde{\mathbf{u}} = \mathbf{0}$ (MRT on the left), $\tilde{\mathbf{u}} = \mathbf{V}$ (on the right), for an intrinsic diffusion with $s_q = 1$ and $s_{xy} = 1$.

3. THEORETICAL L^∞ STABILITY

We study in this section the stability of the relative velocity D_2Q_4 scheme with respect to a notion of L^∞ stability presented in [6, 18]. We use it to demonstrate some maximum principles for $\tilde{\mathbf{u}}$ equal to $\mathbf{0}$ (MRT scheme) and \mathbf{V} , the advection velocity (“cascaded like” scheme). The L^∞ stability area is fully described in terms of relaxation parameters and advection velocity for these two choices of relative velocity. We show that this L^∞ notion does not differentiate $\tilde{\mathbf{u}} = \mathbf{0}$ from $\tilde{\mathbf{u}} = \mathbf{V}$ in terms of stable behaviour. In each case, the parameters (s_q, s_{xy}) corresponding to a non empty area of L^∞ stability in \mathbf{V} are included in the square $[0, 2]^2$.

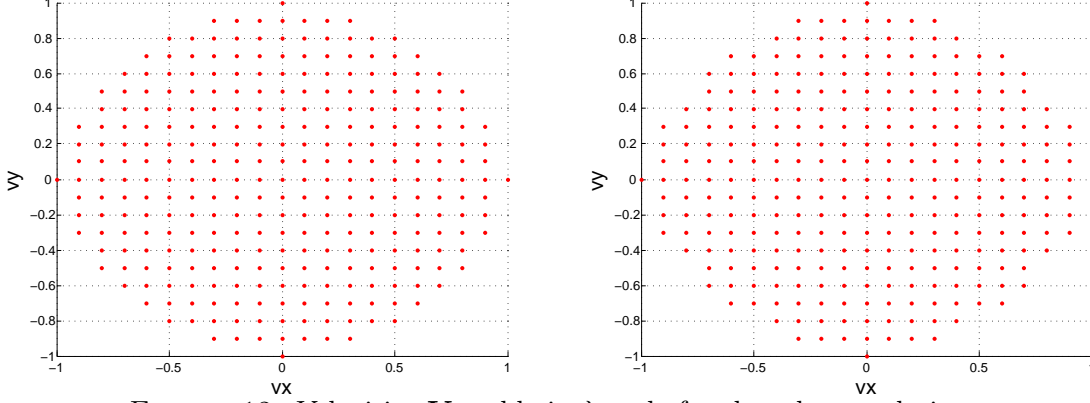


FIGURE 12. Velocities \mathbf{V} stable in λ scale for the scheme relative to $\tilde{\mathbf{u}} = \mathbf{0}$ (MRT on the left), $\tilde{\mathbf{u}} = \mathbf{V}$ (on the right), for an intrinsic diffusion with $s_q = 1$ and $s_{xy} = 1.5$.

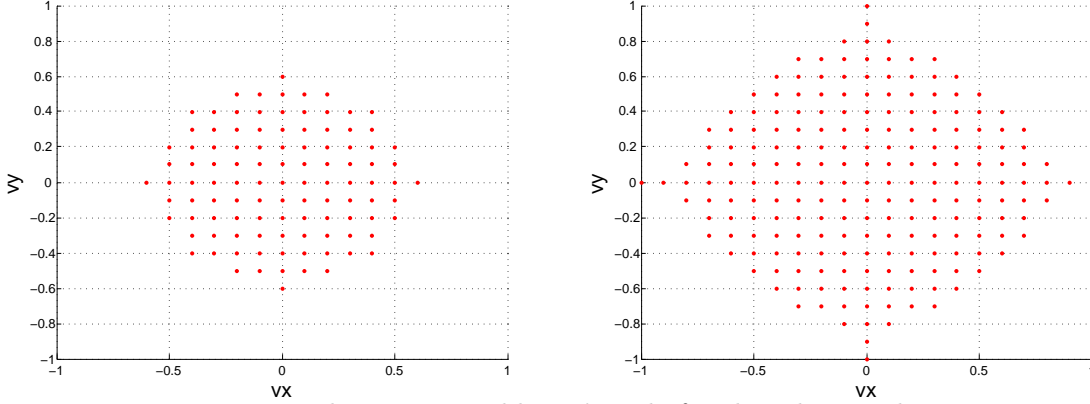


FIGURE 13. Velocities \mathbf{V} stable in λ scale for the scheme relative to $\tilde{\mathbf{u}} = \mathbf{0}$ (MRT on the left), $\tilde{\mathbf{u}} = \mathbf{V}$ (on the right), for an intrinsic diffusion with $s_q = 1$ and $s_{xy} = 1.9$.

Definition 3.1 (L^∞ stability). *Let us consider a D_dQ_q scheme on the cartesian lattice $\mathcal{L} \in \mathbb{R}^d$. The mass at time t is given by*

$$\rho^{\text{tot}}(t) = \sum_{\mathbf{x} \in \mathcal{L}} \sum_{j=0}^{q-1} f_j(\mathbf{x}, t), \quad t \in \mathbb{R}.$$

Let $C \in \mathbb{R}_+^$, suppose that the initial distributions of particles are nonnegative and that the initial mass is bounded by C :*

$$f_j(\mathbf{x}, 0) \geq 0, \quad 0 \leq j \leq q-1, \quad \mathbf{x} \in \mathcal{L}, \quad \text{and} \quad \rho^{\text{tot}}(0) \leq C,$$

the scheme is said to be L^∞ stable if for all time $t^n \in \mathbb{R}$, $n \in \mathbb{N}$,

$$f_j(\mathbf{x}, t^n) \geq 0, \quad 0 \leq j \leq q-1, \quad \mathbf{x} \in \mathcal{L}, \quad \text{and} \quad \rho^{\text{tot}}(t^n) \leq C.$$

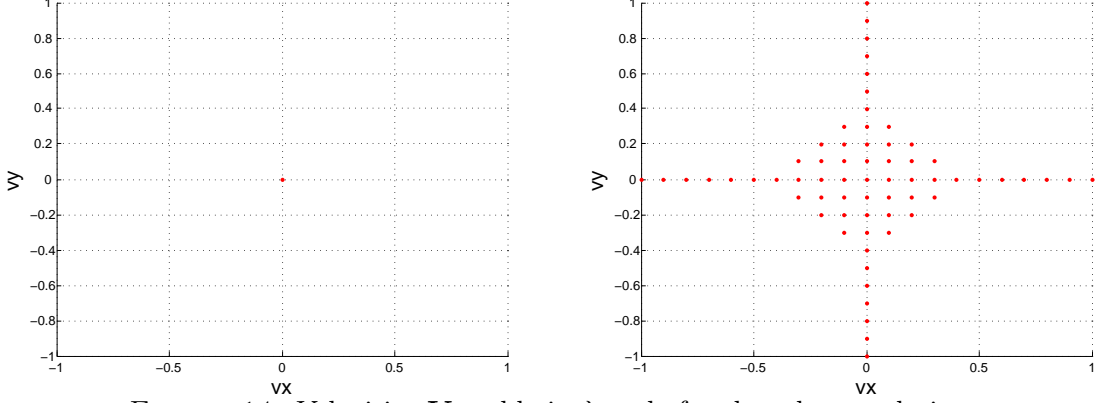


FIGURE 14. Velocities \mathbf{V} stable in λ scale for the scheme relative to $\tilde{\mathbf{u}} = \mathbf{0}$ (MRT on the left), $\tilde{\mathbf{u}} = \mathbf{V}$ (on the right), for an intrinsic diffusion with $s_q = 1$ and $s_{xy} = 2$.

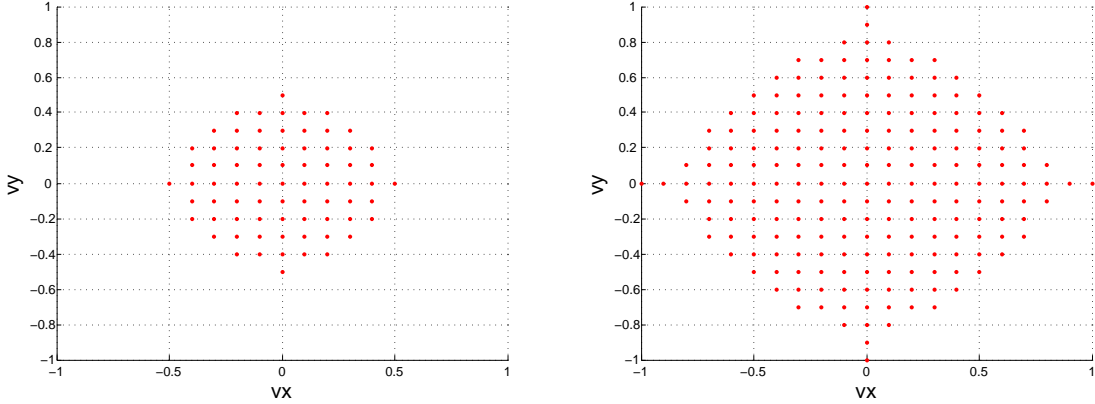


FIGURE 15. Velocities \mathbf{V} stable in λ scale for the scheme relative to $\tilde{\mathbf{u}} = \mathbf{0}$ (MRT on the left), $\tilde{\mathbf{u}} = \mathbf{V}$ (on the right), for an intrinsic diffusion with $s_q = 1.9$ and $s_{xy} = 1$.

The proofs of this *a priori* non linear L^∞ stability notion are only depending on the relaxation phase. Indeed, the transport exchanges the distributions between each other: it does not act on their positivity and on their mass. Thus it is sufficient to show that the postcollision distributions remain nonnegative and the mass bounded. Note also that if $\rho^{\text{tot}}(0)$ is bounded, $\rho^{\text{tot}}(t^n)$ remains bounded for all time t^n because this mass is conserved by the scheme. So there is only to study the positivity of the postcollision distributions functions.

To do so, we express the postcollision distributions of particles \mathbf{f}^* as a function of the precollision one \mathbf{f} for a general $D_d Q_q$ scheme with one conservation law. These postcollision distributions are first expressed as functions of the postcollision moments thanks to (4). After applying the relaxation identity (2), the precollision moments

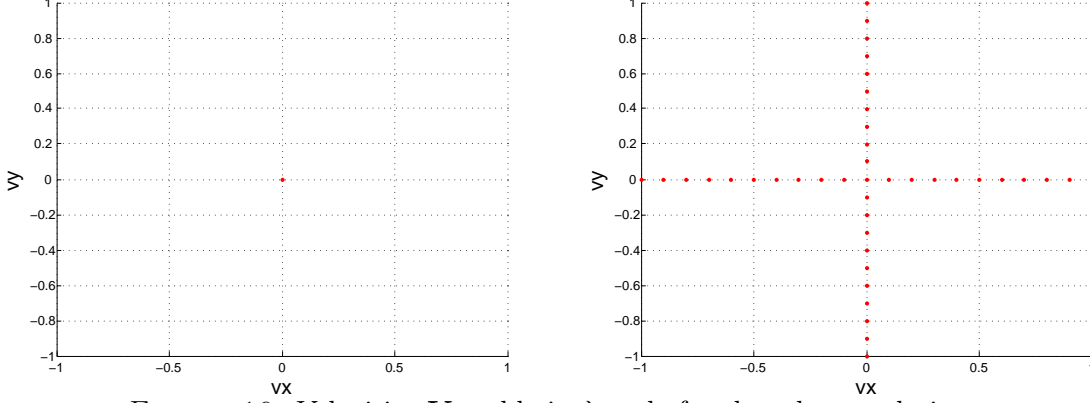


FIGURE 16. Velocities \mathbf{V} stable in λ scale for the scheme relative to $\tilde{\mathbf{u}} = \mathbf{0}$ (MRT on the left), $\tilde{\mathbf{u}} = \mathbf{V}$ (on the right), for an intrinsic diffusion with $s_q = 2$ and $s_{xy} = 1$.

are written in the frame of the particle distributions with (1). These calculations lead to the following expression of the relaxation.

$$f_l^* = \left(1 - \sum_{k=1}^{q-1} s_k M(\tilde{\mathbf{u}})_{lk}^{-1} M(\tilde{\mathbf{u}})_{kl}\right) f_l - \sum_{\substack{j=0 \\ j \neq l}}^{q-1} \left(\sum_{k=1}^{q-1} s_k M(\tilde{\mathbf{u}})_{lk}^{-1} M(\tilde{\mathbf{u}})_{kj} \right) f_j + \sum_{k=1}^{q-1} s_k M(\tilde{\mathbf{u}})_{lk}^{-1} m_k^{\text{eq}}(\tilde{\mathbf{u}}), \quad 0 \leq l \leq q-1. \quad (16)$$

The framework of study is linear because we are approaching a linear advection equation. As a consequence, the equilibrium term of (16) is a linear function of the conserved variable ρ and thus of the distributions f_j . Consequently, there is a matricial relation between \mathbf{f}^* and \mathbf{f} : sufficient conditions of L^∞ stability are obtained checking when this matrix is nonnegative.

Definition 3.2. For $q \in \mathbb{N}^*$, a square matrix of $\mathcal{M}_q(\mathbb{R})$ is said to be nonnegative if all its coefficients are nonnegative.

Note that this notion is different from a positive matrix that have all its eigenvalues nonnegative [23]. In the following, we prove the results in the twisted case: the analogous ones for the D_2Q_4 scheme are available in the appendix B and use the proposition A.1 of the appendix A. We first consider the relative velocity D_2Q_4 scheme with a non intrinsic diffusion (equilibrium (7)). The proofs are quite technical and involves geometric inequalities on \mathbf{V} and \mathbf{s} .

3.1. The non intrinsic diffusion case

Proposition 3.1 (L^∞ stability areas for the MRT scheme). *Let $\mathbf{V} \in \mathbb{R}^2$, $(s_q, s_{xy}) \in \mathbb{R}^2$, consider the twisted D_2Q_4 MRT scheme ($\tilde{\mathbf{u}} = \mathbf{0}$) with the relaxation parameters $(0, s_q, s_q, s_{xy})$, associated with the equilibrium $(6, \gamma)$*

$$\mathbf{m}^{\text{eq}}(\mathbf{0}) = \rho(1, V^x, V^y, V^x V^y).$$

Note $\mathcal{V} = (\mathcal{V}^x, \mathcal{V}^y)$ where $\mathcal{V}^x = V^x + V^y$, $\mathcal{V}^y = V^x - V^y$ and $\gamma = s_q/s_{xy}$:

- if $0 < s_{xy} \leq \min(s_q, 2 - s_q)$ (area BCD on the figure 17), the scheme is L^∞ stable for all \mathbf{V} so that

$$(\mathcal{V}^x \pm 2\lambda\gamma)^2 - (\mathcal{V}^y)^2 \geq 4\lambda^2(\gamma^2 - 1), \quad (17a)$$

$$(\mathcal{V}^y \pm 2\lambda\gamma)^2 - (\mathcal{V}^x)^2 \geq 4\lambda^2(\gamma^2 - 1). \quad (17b)$$

- if $s_q \leq s_{xy} \leq 2s_q$ and $s_q \leq 1$ (area ABC on the figure 17), the scheme is L^∞ stable for all \mathbf{V} so that

$$(\mathcal{V}^x \pm 2\lambda\gamma)^2 - (\mathcal{V}^y)^2 \geq 4\lambda^2(\gamma - 1)^2, \quad (18a)$$

$$(\mathcal{V}^y \pm 2\lambda\gamma)^2 - (\mathcal{V}^x)^2 \geq 4\lambda^2(\gamma - 1)^2. \quad (18b)$$

- if $2 - s_q \leq s_{xy} \leq 2(2 - s_q)$ and $s_q \geq 1$ (area ACD on the figure 17), the scheme is L^∞ stable for all \mathbf{V} so that

$$(\mathcal{V}^x \pm 2\lambda\gamma)^2 - (\mathcal{V}^y)^2 \geq 4\lambda^2 \left((\gamma + 1)^2 - \frac{4}{s_{xy}} \right), \quad (19a)$$

$$(\mathcal{V}^y \pm 2\lambda\gamma)^2 - (\mathcal{V}^x)^2 \geq 4\lambda^2 \left((\gamma + 1)^2 - \frac{4}{s_{xy}} \right). \quad (19b)$$

- if $s_{xy} = 0$ and $0 < s_q \leq 2$ (ray]BD[on the figure 17), the scheme is L^∞ stable for $\mathbf{V} = \mathbf{0}$.
- if $s_{xy} = s_q = 0$ (point B on the figure 17), the scheme is unconditionally L^∞ stable.
- For all other \mathbf{s} , there is no \mathbf{V} corresponding to a L^∞ stable scheme.

In particular, the parameters (s_q, s_{xy}) corresponding to a non empty area of L^∞ stability in \mathbf{V} are included in the square $[0, 2]^2$.

The stability areas in the plan (s_q, s_{xy}) are represented on the figure 17. The limit cases for the parameters s_q and s_{xy} lead to consistent inequalities for the velocity conditions.

Proof. The first step consists to express \mathbf{f}^* as a function of \mathbf{f} thanks to the relation (16). If the matrix sending \mathbf{f} on \mathbf{f}^* is nonnegative, the scheme is L^∞ stable. A formal calculus software guarantees that it corresponds to ensure the following relations:

$$\min \left(\frac{s_{xy}}{4}, \frac{2s_q - s_{xy}}{4}, 1 - \frac{2s_q + s_{xy}}{4} \right) \pm \frac{s_q}{4\lambda} (V^x + (-1)^i V^y) + (-1)^i \frac{s_{xy}}{4\lambda^2} V^x V^y \geq 0, \quad i = 0, 1.$$

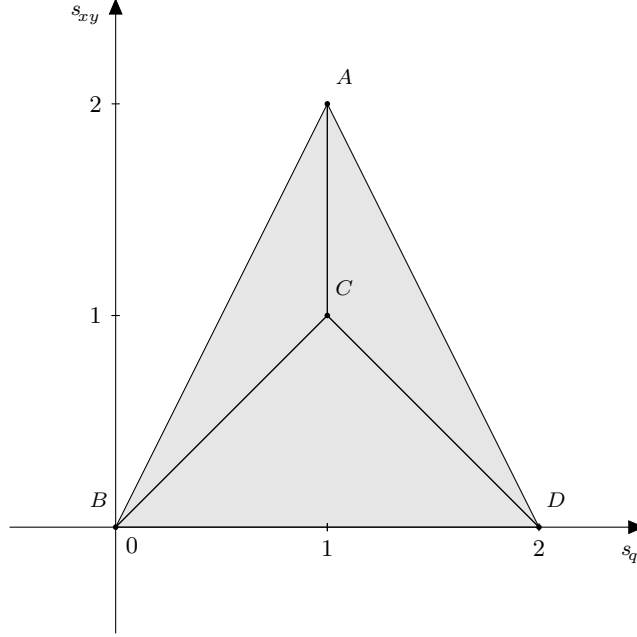


FIGURE 17. L^∞ stability areas in \mathbf{s} of the twisted D_2Q_4 MRT scheme with anisotropic diffusion. BCD : (17a,17b), ABC : (18a,18b), ACD : (19a,19b).

If $s_{xy} = 0$, these relations imply $\mathbf{V} = \mathbf{0}$ and $0 \leq s_q \leq 2$. Otherwise, we factorise by $s_{xy}/4\lambda^2$ and express these identities as functions of the coefficient $\gamma = s_q/s_{xy}$. This leads to

$$\lambda^2 \min \left(1, 2\gamma - 1, \frac{4}{s_{xy}} - 2\gamma - 1 \right) \pm \lambda\gamma(V^x + (-1)^i V^y) + (-1)^i V^x V^y \geq 0, \quad i = 0, 1, \quad (20)$$

if $s_{xy} > 0$ or

$$\lambda^2 \max \left(1, 2\gamma - 1, \frac{4}{s_{xy}} - 2\gamma - 1 \right) \pm \lambda\gamma(V^x + (-1)^i V^y) + (-1)^i V^x V^y \leq 0, \quad i = 0, 1,$$

if $s_{xy} < 0$. These inequalities are expressed thanks to quadratic forms in \mathbf{V} . To characterize the associated geometry, we write them in an adapted basis. To do so, we use the variable change

$$V^x V^y = \frac{(\mathcal{V}^x)^2 - (\mathcal{V}^y)^2}{4}, \quad \text{for } \mathcal{V}^x = V^x + V^y, \mathcal{V}^y = V^x - V^y.$$

The inequalities (20) then read

$$4\lambda^2 \min \left(1, 2\gamma - 1, \frac{4}{s_{xy}} - 2\gamma - 1 \right) \pm 4\lambda\gamma\mathcal{V}^x + (\mathcal{V}^x)^2 - (\mathcal{V}^y)^2 \geq 0,$$

completed by the ones obtained when the roles of \mathcal{V}^x and \mathcal{V}^y are exchanged. We then center them in the adapted frame to obtain if $s_{xy} > 0$

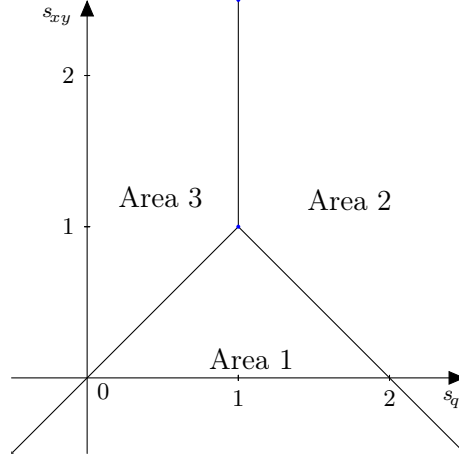


FIGURE 18. Value of the maximum of (21). Area 1 : $\gamma^2 - 1$, area 2 : $(\gamma + 1)^2 - 4/s_{xy}$, area 3 : $(\gamma - 1)^2$.

$$(\mathcal{V}^x \pm 2\lambda\gamma)^2 - (\mathcal{V}^y)^2 \geq 4\lambda^2 \max\left(\gamma^2 - 1, (\gamma - 1)^2, (\gamma + 1)^2 - \frac{4}{s_{xy}}\right), \quad (21)$$

plus the inequalities obtained exchanging the roles of \mathcal{V}^x and \mathcal{V}^y . The case $s_{xy} < 0$ yields to

$$(\mathcal{V}^x \pm 2\lambda\gamma)^2 - (\mathcal{V}^y)^2 \leq 4\lambda^2 \min\left(\gamma^2 - 1, (\gamma - 1)^2, (\gamma + 1)^2 - \frac{4}{s_{xy}}\right). \quad (22)$$

We begin by showing that there is no velocity stable in the case $s_{xy} < 0$. The minimum of (22) is equal to $(\gamma - 1)^2$ (nonnegative) if $s_q \leq s_{xy} < 0$, to $\gamma^2 - 1$ (negative) if $s_{xy} \leq \min(s_q, 2 - s_q)$ and $(\gamma + 1)^2 - 4/s_{xy}$ (nonnegative) if $2 - s_q \leq s_{xy} < 0$. In the first and third cases, (22) would have a solution if and only if the left pole of the hyperbole centered in $2\lambda|\gamma|$ is negative. We then should have

$$2\lambda|\gamma| - 2\lambda|\gamma - 1| \leq 0,$$

in the first case and

$$2\lambda|\gamma| - 2\lambda((\gamma + 1)^2 - 4/s_{xy})^{\frac{1}{2}} \leq 0,$$

in the third one. Considering that $s_{xy} < 0$, the first case is equivalent to $s_{xy} \leq 2s_q$ that has no intersection with $s_q \leq s_{xy} < 0$ where $(\gamma - 1)^2$ is the minimum. The third one is equivalent to $s_{xy} \leq 2(2 - s_q)$ whose intersection with $2 - s_q \leq s_{xy} < 0$ is empty. It remains the case

$$(\mathcal{V}^y)^2 - (\mathcal{V}^x \pm 2\lambda\gamma)^2 \geq 4\lambda^2(1 - \gamma^2),$$

when $s_{xy} \leq \min(s_q, 2 - s_q)$. These inequations combined with the ones obtained exchanging the roles of \mathcal{V}^x and \mathcal{V}^y have no common intersection. This closes the case $s_{xy} < 0$.

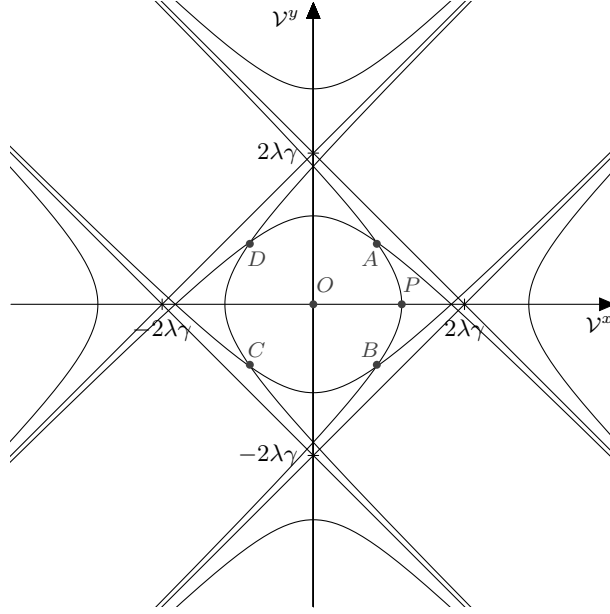


FIGURE 19. Layout of the bounds of the stability areas in \mathbf{V} for the twisted D_2Q_4 MRT scheme.

We exhibit now the conditions for which (21) has at least a solution \mathbf{V} . The eventual stability area is located between the two hyperboles

$$(\mathcal{V}^x \pm 2\lambda\gamma)^2 - (\mathcal{V}^y)^2 = 4\lambda^2 \max\left(\gamma^2 - 1, (\gamma - 1)^2, (\gamma + 1)^2 - \frac{4}{s_{xy}}\right),$$

plus the ones obtained exchanging the roles of \mathcal{V}^x and \mathcal{V}^y . Let us note that this maximum is always nonnegative because $(\gamma - 1)^2$ is nonnegative. This area is delimited by the points A, B, C, D on the figure 19. The inequalities (21) have a solution \mathbf{V} if and only if the left pole P of the hyperbole centered in $2\lambda\gamma$ has a nonnegative abscissa (figure 19). When the maximum is $\gamma^2 - 1$, this abscissa is $2\lambda(\gamma - |\gamma^2 - 1|^{\frac{1}{2}})$, that is nonnegative if $s_q \geq 0$. When it is $(\gamma - 1)^2$, the abscissa $2\lambda(2\gamma - 1)$ is nonnegative if and only if $s_{xy} \leq 2s_q$. Finally when the maximum is $(\gamma + 1)^2 - 4/s_{xy}$, the abscissa is equal to $2\lambda(\gamma - ((\gamma + 1)^2 - 4/s_{xy})^{\frac{1}{2}})$. The positivity of this coefficient is equivalent to $s_{xy} \leq 2(2 - s_q)$.

It remains to determine the maximum of (21) in the case where there is at least one velocity \mathbf{V} stable: three cases, represented on the figure 18, appear. If $s_{xy} \leq s_q \leq 2 - s_{xy}$, the maximum is $\gamma^2 - 1$, if $s_{xy} \geq 2 - s_q$ and $s_q \geq 1$, it is $(\gamma + 1)^2 - 4/s_{xy}$, if $s_q \leq \min(s_{xy}, 1)$, it is $(\gamma - 1)^2$. \square

From the proposition 3.1, we deduce the simpler case of the BGK scheme corresponding to one single relaxation parameter.

Corollary 3.1 (The BGK case). *Let $\mathbf{V} \in \mathbb{R}^2$, $\tilde{\mathbf{u}} \in \mathbb{R}^2$, $s \in \mathbb{R}$, consider the twisted D_2Q_4 scheme relative to $\tilde{\mathbf{u}}$, BGK of parameter s , associated with the equilibrium (6,7)*

$$\mathbf{m}^{\text{eq}}(\tilde{\mathbf{u}}) = \rho(1, V^x - \tilde{u}^x, V^y - \tilde{u}^y, (V^x - \tilde{u}^x)(V^y - \tilde{u}^y)).$$

Note $\mathcal{V} = (\mathcal{V}^x, \mathcal{V}^y)$ where $\mathcal{V}^x = V^x + V^y$, $\mathcal{V}^y = V^x - V^y$:

- if $0 \leq s \leq 1$, the scheme is L^∞ stable for $|\mathbf{V}|_\infty \leq \lambda$.
- if $1 \leq s \leq 4/3$, the scheme is L^∞ stable for all \mathbf{V} so that

$$(\mathcal{V}^x \pm 2\lambda)^2 - (\mathcal{V}^y)^2 \geq 16\lambda^2 \left(1 - \frac{1}{s}\right), \quad (23a)$$

$$(\mathcal{V}^y \pm 2\lambda)^2 - (\mathcal{V}^x)^2 \geq 16\lambda^2 \left(1 - \frac{1}{s}\right). \quad (23b)$$

- If $s > 4/3$, no \mathbf{V} corresponds to a L^∞ stable scheme.

In particular, the parameters s corresponding to a non empty area of L^∞ stability in \mathbf{V} are included in $[0, 2]$.

Remark 3.1. *The BGK scheme does not depend on the velocity field $\tilde{\mathbf{u}}$ since the relation (3) is verified.*

Proof. In this context, the parameter γ is equal to 1. Thus the inequalities (21) summarize in

$$(\mathcal{V}^x \pm 2\lambda)^2 - (\mathcal{V}^y)^2 \geq \max\left(0, 16\lambda^2\left(1 - \frac{1}{s}\right)\right),$$

plus the inequality obtained exchanging the roles of \mathcal{V}^x and \mathcal{V}^y . If $s \leq 1$, it is equivalent to

$$(\mathcal{V}^x \pm 2\lambda)^2 - (\mathcal{V}^y)^2 \geq 0,$$

and so to $|\mathbf{V}|_\infty \leq \lambda$, else we obtain (23a,23b).

The inequalities (23a,23b) admit a non empty set of stable velocities \mathbf{V} if the abscissa of the left pole of the hyperbole

$$(\mathcal{V}^x - 2\lambda)^2 - (\mathcal{V}^y)^2 = 16\lambda^2 \left(1 - \frac{1}{s}\right),$$

is nonnegative. This abscissa, equal to $2\lambda(1 - 2(1 - 1/s)^{\frac{1}{2}})$ for $s \geq 1$, is nonnegative if and only if $s \leq 4/3$. \square

For $s \leq 1$, the BGK scheme is optimal in terms of L^∞ stability (CFL reached). When s_q and s_{xy} go far from each other (TRT scheme), the stability area decreases until it reaches $\mathbf{V} = \mathbf{0}$ at the boundaries of the triangle represented on the figure 17. There is no stable velocities outside of this triangle.

We now focus on the scheme relative to $\tilde{\mathbf{u}} = \mathbf{V}$ with a non intrinsic diffusion and two relaxation parameters. We show that the optimal area of stability spreads on some TRT schemes contrary to the MRT scheme.

Proposition 3.2 (L^∞ stability areas for a relative velocity scheme). *Let $\mathbf{V} \in \mathbb{R}^2$, $(s_q, s_{xy}) \in \mathbb{R}^2$, consider the twisted D_2Q_4 scheme relative to $\tilde{\mathbf{u}} = \mathbf{V}$ associated with the relaxation parameters $(0, s_q, s_q, s_{xy})$, and the equilibrium (6,7)*

$$\mathbf{m}^{\text{eq}}(\mathbf{V}) = \rho(1, 0, 0, 0).$$

Let us note $\mathcal{V} = (\mathcal{V}^x, \mathcal{V}^y)$ where $\mathcal{V}^x = V^x + V^y$, $\mathcal{V}^y = V^x - V^y$ and $\gamma = s_{xy}/(2s_q - s_{xy})$, then:

- if $s_q \leq s_{xy} \leq \min(1, 2s_q)$ (area ABC on the figure 20), the scheme is L^∞ stable on

$$|\mathbf{V}|_\infty \leq \lambda. \quad (24)$$

- if $s_{xy} < 2s_q$, $\max(s_q, 1) \leq s_{xy} \leq 2(2 - s_q)$ (area BCED on the figure 20), the scheme is L^∞ stable on the intersection of (24) with

$$(\mathcal{V}^x \pm 2\lambda\gamma)^2 - (\mathcal{V}^y)^2 \geq \frac{16\lambda^2}{(2s_q - s_{xy})^2} (s_{xy} - s_q(2 - s_q)), \quad (25a)$$

$$(\mathcal{V}^y \pm 2\lambda\gamma)^2 - (\mathcal{V}^x)^2 \geq \frac{16\lambda^2}{(2s_q - s_{xy})^2} (s_{xy} - s_q(2 - s_q)). \quad (25b)$$

- if $0 \leq s_{xy} \leq \min(s_q, s_q(2 - s_q))$ (area ACF on the figure 20), the scheme is L^∞ stable on

$$|\mathbf{V}|_\infty \leq \lambda\gamma. \quad (26)$$

- if $s_q(2 - s_q) \leq s_{xy} \leq \min(s_q, 2(2 - s_q))$ (area CEF on the figure 20), the scheme is L^∞ stable on (25a, 25b).
- For all other \mathbf{s} , no \mathbf{V} corresponds to a L^∞ stable scheme.
- if $s_{xy} = 2s_q$ and $0 < s_{xy} \leq 2$ (ray AD on the figure 20), the scheme is L^∞ stable on the intersection of (24) and

$$|\mathbf{V}|_1 \leq 2\lambda \left(\frac{2 - s_{xy}}{s_{xy}} \right). \quad (27)$$

- if $s_{xy} = s_q = 0$ (A on the figure 20), the scheme is unconditionally L^∞ stable.

In particular, the parameters (s_q, s_{xy}) corresponding to a non empty area of L^∞ stability in \mathbf{V} are included in the square $[0, 2]^2$.

Proof. We determine the sufficient conditions for the positivity of the matrix sending \mathbf{f} on \mathbf{f}^* . A formal calculus software leads to the following inequalities

$$(2s_q - s_{xy})(\lambda \pm V^x)(\lambda \pm V^y) \geq 0, \quad (28)$$

$$(\lambda \pm V^x)(\pm(2s_q - s_{xy})V^y + \lambda s_{xy}) \geq 0, \quad (29)$$

$$4\lambda^2 - ((2s_q + s_{xy})\lambda^2 \pm s_{xy}\lambda(V^x + (-1)^i V^y) + (-1)^i (s_{xy} - 2s_q)V^x V^y) \geq 0, \quad i = 0, 1, \quad (30)$$

plus the inequality coming from (29) when the roles of V^x and V^y are exchanged. We begin by the study of (28).

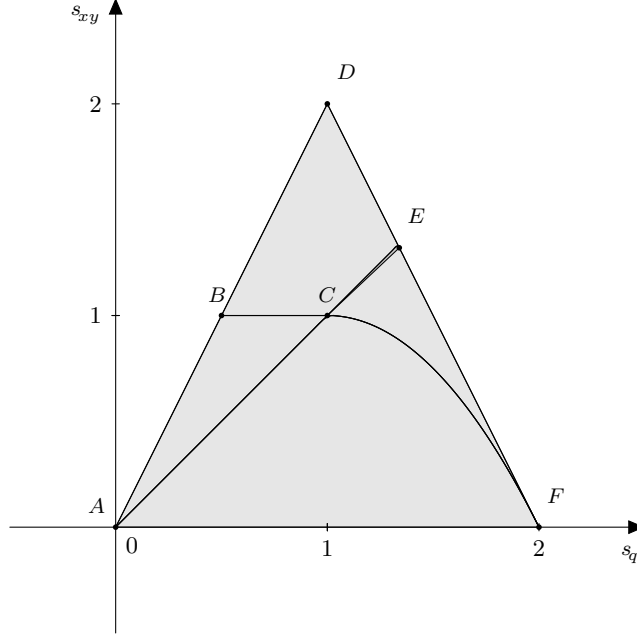


FIGURE 20. L^∞ stability area in \mathbf{s} of the twisted D_2Q_4 scheme relative to $\tilde{\mathbf{u}} = \mathbf{V}$ with a non intrinsic diffusion. ACF : (26), ABC : (24), BCED : (25a,25b), CEF : (25a).

Case 1 : $2s_q < s_{xy}$. These inequalities are equivalent to

$$(\lambda \pm V^x)(\lambda \pm V^y) \leq 0.$$

No \mathbf{V} verifies this inequality: such a set of \mathbf{V} would be the intersection of fourth areas that do not intersect. We must assume that $s_{xy} \leq 2s_q$ to eventually have a non empty stability area in \mathbf{V} .

Case 2 : $s_{xy} = 2s_q$.

If $s_{xy} = 0$, all the inequalities are obviously verified and the scheme is unconditionally stable in \mathbf{V} . If $s_{xy} < 0$, $\lambda \pm V^x \leq 0$ that is impossible. If $s_{xy} > 0$, (29) becomes $(\lambda \pm V^x)\lambda \geq 0$, plus the analogous inequality in V^y : this is equivalent to (24). The inequalities (30) read

$$1 - \frac{s_{xy}}{4\lambda}(2\lambda \pm (V^x \pm V^y)) \geq 0,$$

that is equivalent to (27). The final stability area is the intersection of (24) and (27). Three cases, represented on the figures 21, 22 and 23, are then possible.

Let $s_{xy} \leq 1$, then

$$2\lambda \frac{(2 - s_{xy})}{s_{xy}} \geq 2\lambda,$$

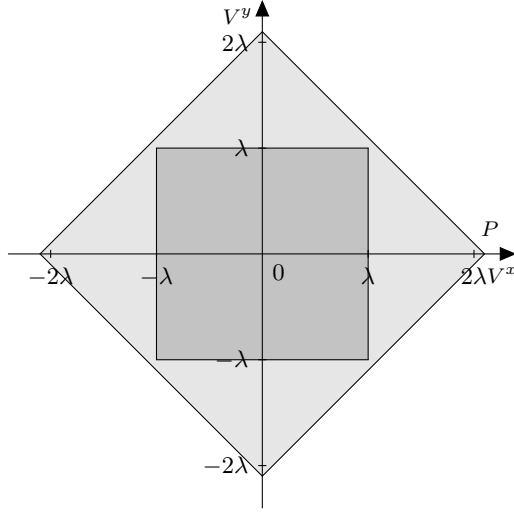


FIGURE 21. L^∞ stability area for the scheme relative to $\tilde{\mathbf{u}} = \mathbf{V}$ with a non intrinsic diffusion for $s_{xy} = 2s_q$. The point P is of abscissa $2\lambda(2 - s_{xy})/s_{xy} \geq 2\lambda$.

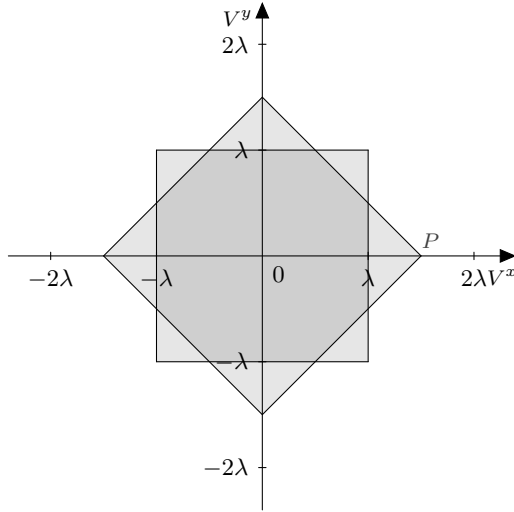


FIGURE 22. L^∞ stability area for the scheme relative to $\tilde{\mathbf{u}} = \mathbf{V}$ with a non intrinsic diffusion for $s_{xy} = 2s_q$. The point P is of abscissa $\lambda \leq 2\lambda(2 - s_{xy})/s_{xy} \leq 2\lambda$.

and the stability area is given by (24) (figure 21), let $1 \leq s_{xy} \leq 4/3$, then

$$\lambda \leq 2\lambda \frac{(2 - s_{xy})}{s_{xy}} \leq 2\lambda,$$

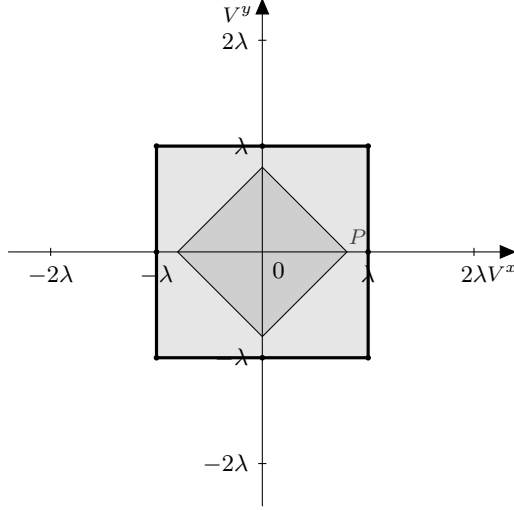


FIGURE 23. L^∞ stability area for the scheme relative to $\tilde{\mathbf{u}} = \mathbf{V}$ with a non intrinsic diffusion for $s_{xy} = 2s_q$. The point P is of abscissa $2\lambda(2 - s_{xy})/s_{xy} \leq \lambda$.

and the stability area is the intersection of (24) and (27) represented on the figure 22, let $s_{xy} \geq 4/3$, then

$$2\lambda \frac{(2 - s_{xy})}{s_{xy}} \leq \lambda,$$

and the stability area is given by (27) (figure 23). This area is reduced to $\mathbf{V} = \mathbf{0}$ when $s_{xy} = 2$.

Case 3 : $s_{xy} < 2s_q$.

The inequalities (28) read

$$(\lambda \pm V^x)(\lambda \pm V^y) \geq 0,$$

that is equivalent to (24). The inequalities (29) write

$$(\lambda \pm V^x)(\lambda\gamma \pm V^y) \geq 0, \quad (31)$$

for $\gamma = s_{xy}/(2s_q - s_{xy})$. The inequalities (31) have solutions if $\gamma \geq 0$, that is equivalent to $s_{xy} \geq 0$. If $s_{xy} \geq s_q$, (31) contains (24), that correspond to the same constraints that those imposed by (28). If $s_{xy} \leq s_q$, then the stability area reduces to (26).

There is still to study the influence of (30) on the stability area. These identities read

$$\frac{\lambda^2}{2s_q - s_{xy}} (4 - (2s_q + s_{xy})) \pm \gamma\lambda(V^x + (-1)^i V^y) + (-1)^i V^x V^y \geq 0, \quad i = 0, 1,$$

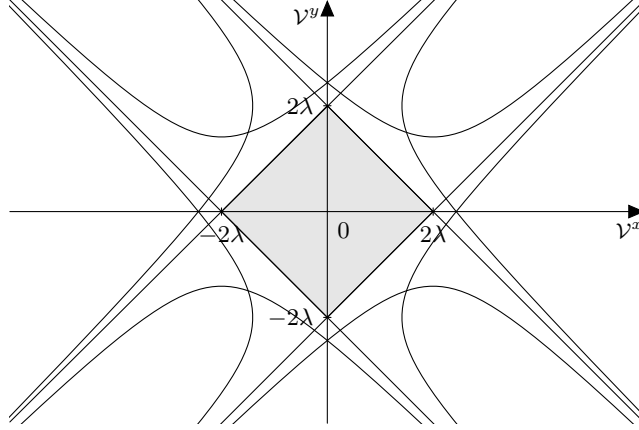


FIGURE 24. Layout of the areas given by (26) and (32).

after division by $2s_q - s_{xy}$. We change of frame, $\mathcal{V}^x = V^x + V^y$, $\mathcal{V}^y = V^x - V^y$, and obtain

$$\frac{4\lambda^2}{2s_q - s_{xy}}(4 - (2s_q + s_{xy})) \pm 4\gamma\lambda\mathcal{V}^x + (\mathcal{V}^x)^2 - (\mathcal{V}^y)^2 \geq 0,$$

and the analogous inequality exchanging the roles of \mathcal{V}^x and \mathcal{V}^y . We center these equations to obtain (25a) and (25b).

Sub-case 1 : $s_{xy} \leq s_q(2 - s_q)$.

The inequality (25a) reads

$$(\mathcal{V}^y)^2 - (\mathcal{V}^x \pm 2\lambda\gamma)^2 \leq \frac{16\lambda^2}{(2s_q - s_{xy})^2}(s_q(2 - s_q) - s_{xy}). \quad (32)$$

We represent the areas corresponding to the inequations (26) and (32) on the figure 24. The relation (26) is equivalent in the new frame to $|\mathbf{V}|_1 \leq 2\lambda\gamma$. It is contained in the area delimited by (32) (figure 24). The final stability area is then given by (24) if $\gamma \geq 1$ and by (26) otherwise.

Sub-case 2 : $s_{xy} \geq s_q(2 - s_q)$.

The inequality (25a) has a solution \mathbf{V} if the abscissa of the left pole of the hyperbole centered in $2\lambda\gamma$ is nonnegative. This abscissa, equal to

$$2\lambda\gamma - \frac{4\lambda}{(2s_q - s_{xy})}(s_{xy} - s_q(2 - s_q))^{\frac{1}{2}},$$

is nonnegative if

$$|2 - s_{xy}| \geq 2|s_q - 1|. \quad (33)$$

Assuming that $s_{xy} \geq 2$, then $s_{xy} \geq 2|s_q - 1| + 2 \geq 2s_q$, that gives an empty L^∞ stability area in \mathbf{V} (refer to the beginning of the proof). As a consequence $s_{xy} \leq 2$. If $s_q \leq 1$, the inequality (33) is equivalent to $s_{xy} \leq 2s_q$, otherwise to $s_{xy} \leq 2(2 - s_q)$.

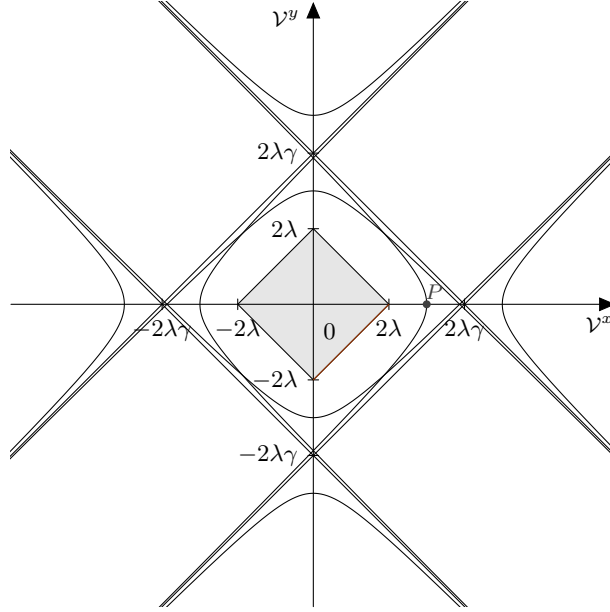


FIGURE 25. Layout of the bounds of the L^∞ stability areas of the scheme relative to $\tilde{\mathbf{u}} = \mathbf{V}$ with a non intrinsic diffusion for $\gamma \geq 1$ and $s_q(2 - s_q) \leq s_{xy} \leq 1$.

These conditions carrying on \mathbf{s} ensure the existence of a non empty stability area in \mathbf{V} .

To obtain the final stability area in \mathbf{V} given by the set of inequations from (28) to (30), we compare those associated with (25a) to (24) if $\gamma \geq 1$ or (26) if $\gamma \leq 1$. The two areas (24) and (26) read respectively $|\mathcal{V}|_1 \leq 2\lambda$, and

$$|\mathcal{V}|_1 \leq 2\lambda\gamma. \quad (34)$$

in the frame $(0, \mathcal{V}^x, \mathcal{V}^y)$. If $\gamma \leq 1$, the stability area is included in the one given by (34): it is represented by the points A, B, C, D on the figure 26. If $\gamma \geq 1$ and $s_{xy} \leq 1$, the area (24) is included in the one given by (25a): the abscissa of the left pole P of the hyperbole centered $2\lambda\gamma$ is greater than 2λ (figure 25). If $s_{xy} \geq 1$, it is not the case any more and the area decreases when s_{xy} increases. \square

The domain of L^∞ stability in \mathbf{s} is identical for $\tilde{\mathbf{u}} = \mathbf{0}$ and $\tilde{\mathbf{u}} = \mathbf{V}$. It is given by the triangle of the figures 17 and 20. However, the choice $\tilde{\mathbf{u}} = \mathbf{V}$ increases the set of the \mathbf{s} verifying the optimal stability area $|\mathcal{V}|_\infty \leq \lambda$: indeed the area (24) spreads to TRT schemes consistent with $s_q \leq s_{xy} \leq \min(1, 2s_q)$.

We now compare the areas in \mathbf{V} associated with $\tilde{\mathbf{u}} = \mathbf{0}$ and $\tilde{\mathbf{u}} = \mathbf{V}$ for three \mathbf{s} that don't verify $s_q \leq s_{xy} \leq \min(1, 2s_q)$. We want to know if $\tilde{\mathbf{u}} = \mathbf{V}$ provides a better L^∞ stability behaviour than $\tilde{\mathbf{u}} = \mathbf{0}$. The associated inequalities are presented in

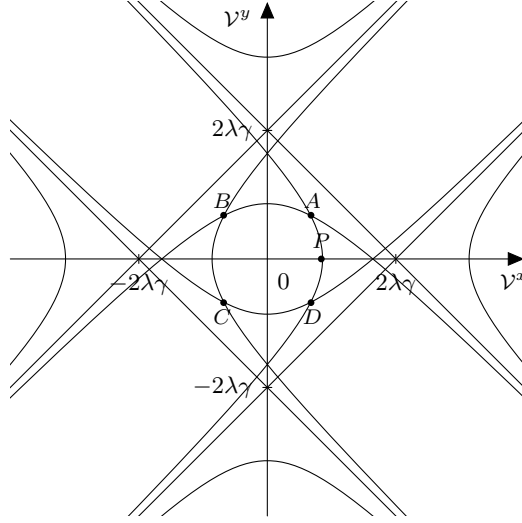


FIGURE 26. Layout of the bounds of the L^∞ stability areas of the scheme relative to $\tilde{\mathbf{u}} = \mathbf{V}$ with a non intrinsic diffusion for $\gamma \leq 1$ and $s_q(2 - s_q) \leq s_{xy}$.

Choice of \mathbf{s}	$(0, 1, 1, 1/2)$	$(0, 1, 1, 3/2)$	$(0, 3/2, 3/2, 3/4)$
Area for $\tilde{\mathbf{u}}=\mathbf{0}$	$(\mathcal{V}^x \pm 4)^2 - (\mathcal{V}^y)^2 \geq 12$ $(\mathcal{V}^y \pm 4)^2 - (\mathcal{V}^x)^2 \geq 12$	$(\mathcal{V}^x \pm 4/3)^2 - (\mathcal{V}^y)^2 \geq 4/9$ $(\mathcal{V}^y \pm 4/3)^2 - (\mathcal{V}^x)^2 \geq 4/9$	$(\mathcal{V}^x \pm 4)^2 - (\mathcal{V}^y)^2 \geq 44/3$ $(\mathcal{V}^y \pm 4)^2 - (\mathcal{V}^x)^2 \geq 44/3$
Area for $\tilde{\mathbf{u}}=\mathbf{V}$	$ \mathbf{V} _\infty \leq 1/3$	$(\mathcal{V}^x \pm 6)^2 - (\mathcal{V}^y)^2 \geq 32$ $(\mathcal{V}^y \pm 6)^2 - (\mathcal{V}^x)^2 \geq 32$ $ \mathbf{V} _\infty \leq 1$	$ \mathbf{V} _\infty \leq 1/3$

TABLE 3. L^∞ stability areas of the schemes with a non intrinsic diffusion for $\lambda = 1$.

the table 3. The solutions \mathbf{V} are represented on the figures from 27 to 29 in the frame $(O, \mathcal{V}^x, \mathcal{V}^y)$: the areas delimited by the points A, B, C, D are associated with the scheme relative to $\tilde{\mathbf{u}} = \mathbf{V}$, and those bounded by E, F, G, H correspond to the MRT scheme ($\tilde{\mathbf{u}} = \mathbf{0}$).

We can not say that a scheme is better than the other in terms of L^∞ stability: generally the areas just intersect. In the section 2.3, we saw that the velocity field $\tilde{\mathbf{u}} = \mathbf{V}$ improve the stability associated with the blow up of the scheme that rather corresponds to a L^2 notion than to a L^∞ notion. We confirm this fact theoretically in the section 4.

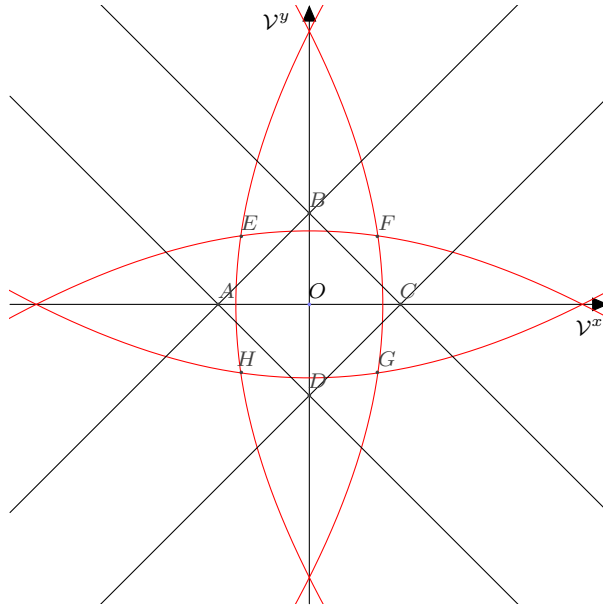


FIGURE 27. L^∞ stability areas for $\mathbf{s} = (0, 1, 1, 1/2)$. Scheme relative to $\tilde{\mathbf{u}} = \mathbf{V}$ (A, B, C, D), to $\tilde{\mathbf{u}} = \mathbf{0}$ (E, F, G, H), with a non intrinsic diffusion.

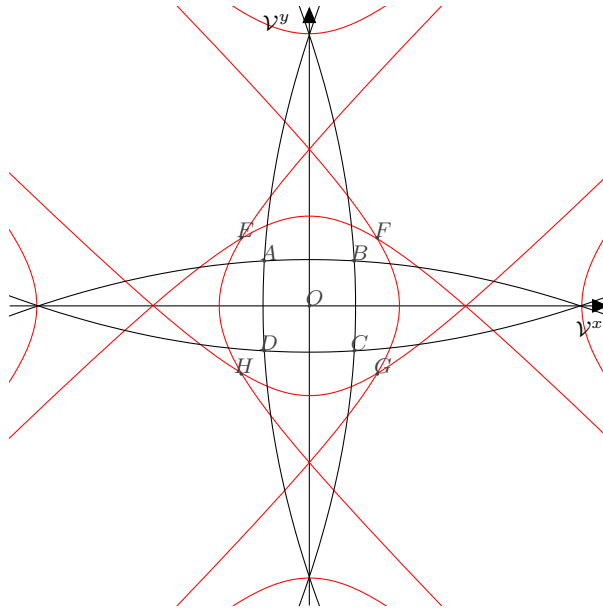


FIGURE 28. L^∞ stability areas for $\mathbf{s} = (0, 1, 1, 3/2)$. Scheme relative to $\tilde{\mathbf{u}} = \mathbf{V}$ (A, B, C, D), to $\tilde{\mathbf{u}} = \mathbf{0}$ (E, F, G, H), with a non intrinsic diffusion.

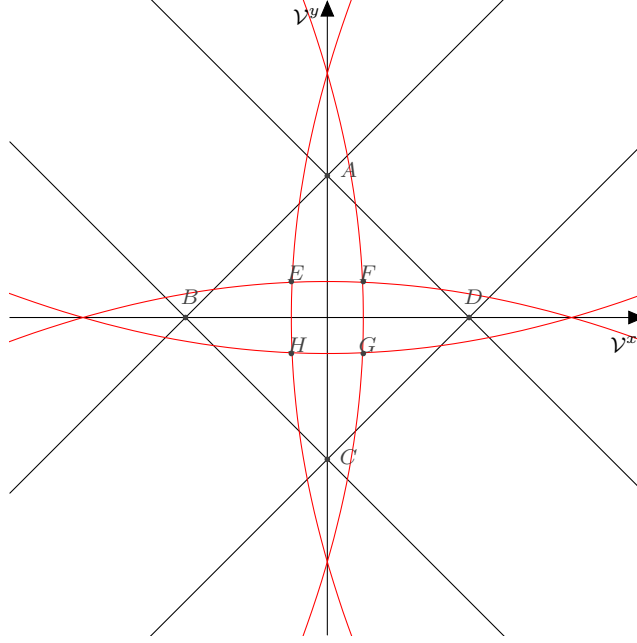


FIGURE 29. L^∞ stability areas for $\mathbf{s} = (0, 3/2, 3/2, 3/4)$. Scheme relative to $\tilde{\mathbf{u}} = \mathbf{V}$ (A, B, C, D), to $\tilde{\mathbf{u}} = \mathbf{0}$ (E, F, G, H), with a non intrinsic diffusion.

3.2. The intrinsic diffusion case

As for the non intrinsic case, we first deal with the MRT scheme corresponding to $\tilde{\mathbf{u}} = \mathbf{0}$.

Proposition 3.3 (L^∞ stability areas for the MRT scheme). *Let $\mathbf{V} \in \mathbb{R}^2$, $(s_q, s_{xy}) \in \mathbb{R}^2$, consider the twisted D_2Q_4 MRT scheme ($\tilde{\mathbf{u}} = \mathbf{0}$) associated with the relaxation parameters $(0, s_q, s_q, s_{xy})$, and the equilibrium (6,8)*

$$\mathbf{m}^{\text{eq}}(\mathbf{0}) = \rho(1, V^x, V^y, 0).$$

Note $\gamma = s_{xy}/s_q$,

- if $0 \leq s_{xy} \leq \min(s_q, 2 - s_q)$ (area BCD on the figure 30), the scheme is L^∞ stable for all \mathbf{V} such that

$$|\mathbf{V}|_1 \leq \lambda\gamma. \quad (35)$$

- if $s_q \leq \min(1, s_{xy})$ and $s_{xy} \leq 2s_q$ (area ABC on the figure 30), the scheme is L^∞ stable for all \mathbf{V} such that

$$|\mathbf{V}|_1 \leq \lambda(2 - \gamma). \quad (36)$$

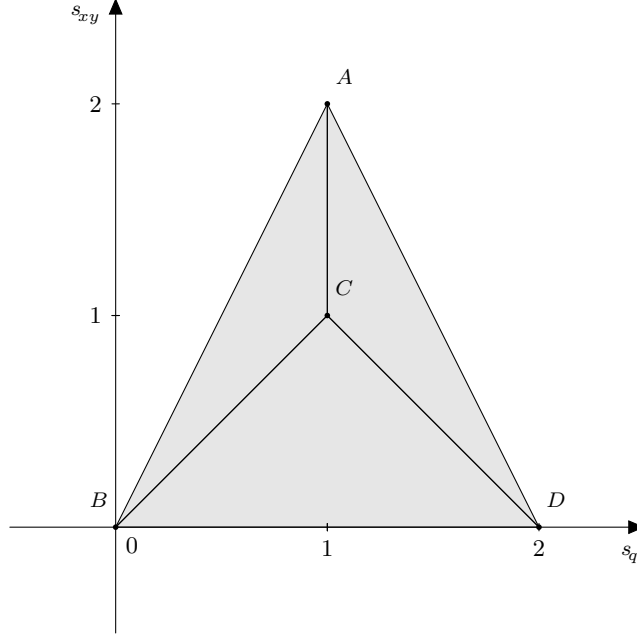


FIGURE 30. L^∞ stability area in \mathbf{s} of the twisted D_2Q_4 MRT scheme ($\tilde{\mathbf{u}} = \mathbf{0}$) with an intrinsic diffusion. BCD : (35), ABC : (36), ACD : (37).

- if $s_q \geq \max(1, 2 - s_{xy})$ and $s_{xy} \leq 2(2 - s_q)$ (area ACD on the figure 30), the scheme is L^∞ stable for all \mathbf{V} such that

$$|\mathbf{V}|_1 \leq \lambda \left(\frac{4}{s_q} - 2 - \gamma \right). \quad (37)$$

- if $s_{xy} = s_q = 0$ (point B on the figure 30), the scheme is unconditionally L^∞ stable.
- For all other \mathbf{s} , no \mathbf{V} corresponds to a L^∞ stable scheme.

In particular, the parameters (s_q, s_{xy}) corresponding to a non empty area of L^∞ stability in \mathbf{V} are included in the square $[0, 2]^2$.

Proof. The positivity of the matrix sending \mathbf{f} on \mathbf{f}^* reads

$$\min\left(\frac{s_{xy}}{4}, \frac{2s_q - s_{xy}}{4}, 1 - \frac{2s_q + s_{xy}}{4}\right) \pm \frac{s_q}{4\lambda} (V^x \pm V^y) \geq 0. \quad (38)$$

If $s_q = 0$, then the inequalities (38) impose $s_{xy} = 0$ and there is unconditional stability in \mathbf{V} . Otherwise these inequalities are equivalent to

$$|\mathbf{V}|_1 \leq \min\left(\lambda\gamma, \lambda(2 - \gamma), \lambda\left(\frac{4}{s_q} - 2 - \gamma\right)\right). \quad (39)$$

The conditions to have a non empty set of \mathbf{V} are to be determined: for that we must study when the minimum in (39) is nonnegative.

$$\begin{aligned}\gamma \geq 0 &\iff s_{xy} \geq 0, \\ 2 - \gamma \geq 0 &\iff s_{xy} \leq 2s_q, \\ \frac{4}{s_q} - 2 - \gamma \geq 0 &\iff s_{xy} \leq 2(2 - s_q).\end{aligned}$$

We now suppose that these conditions are verified and we determine the minimum according to the choice of \mathbf{s} : if $s_{xy} \leq \min(s_q, 2 - s_q)$, the area is given by (35), if $s_q \leq \min(1, s_{xy})$, it is given by (36), if $s_q \geq \max(1, 2 - s_{xy})$, we obtain (37). This closes the proof. \square

The areas are represented on the figure 30. We can deduce the L^∞ stability areas for the BGK scheme.

Proposition 3.4 (The BGK case). *Let $\mathbf{V} \in \mathbb{R}^2$, $s \in \mathbb{R}$, consider the twisted relative velocity D_2Q_4 scheme, BGK of relaxation parameters s , and of equilibrium given by (6,8)*

- if $0 \leq s \leq 1$, the scheme is L^∞ stable for all \mathbf{V} such that

$$|\mathbf{V}|_1 \leq \lambda.$$

- if $1 \leq s \leq 4/3$, the scheme is L^∞ stable for all \mathbf{V} such that

$$|\mathbf{V}|_1 \leq \lambda\left(\frac{4}{s} - 3\right).$$

- For all other \mathbf{s} , no \mathbf{V} corresponds to a L^∞ stable scheme.

In particular, the parameter s corresponding to a non empty area of L^∞ stability in \mathbf{V} are included in $[0, 2]$.

We obtain a constant area of stability for $s \leq 1$. When s becomes larger than one (overrelaxation) the area decreases as s increases. For s greater than $4/3$, there is no velocity L^∞ stable. Now we do the same job for the TRT scheme with $\tilde{\mathbf{u}} = \mathbf{V}$.

Proposition 3.5 (L^∞ stability areas for a relative velocity scheme). *Let $\mathbf{V} \in \mathbb{R}^2$, $(s_q, s_{xy}) \in \mathbb{R}^2$, consider the twisted D_2Q_4 scheme relative to $\tilde{\mathbf{u}} = \mathbf{V}$ associated with the relaxation parameters $(0, s_q, s_q, s_{xy})$, and the equilibrium (6,8)*

$$\mathbf{m}^{\text{eq}}(\mathbf{V}) = \rho(1, 0, 0, -V^x V^y).$$

Note $\gamma_1 = (2s_q - s_{xy})/(s_q - s_{xy})$ and $\gamma_2 = s_{xy}/(s_q - s_{xy})$,

- if $s_q < s_{xy} \leq \min(2s_q, 2(2 - s_q))$ (area ACD on the figure 31), the scheme is stable for all \mathbf{V} such that

$$(\mathcal{V}^x \pm \lambda\gamma_1)^2 - (\mathcal{V}^y)^2 \leq \lambda^2\gamma_1\gamma_2, \quad (40a)$$

$$(\mathcal{V}^x \pm \lambda\frac{\gamma_1 + \gamma_2}{2})^2 - (\mathcal{V}^y \pm \lambda)^2 \leq \lambda^2\gamma_2^2, \quad (40b)$$

$$(\mathcal{V}^x \pm \lambda\frac{\gamma_1 + \gamma_2}{2})^2 - (\mathcal{V}^y \mp \lambda)^2 \leq \lambda^2\gamma_2^2, \quad (40c)$$

$$(\mathcal{V}^x \pm \lambda\gamma_2)^2 - (\mathcal{V}^y)^2 \leq \frac{\lambda^2}{(s_q - s_{xy})^2}(4s_q^2 - 2s_qs_{xy} - s_{xy}^2 + 8(s_{xy} - s_q)), \quad (40d)$$

plus the analogous inequalities exchanging \mathcal{V}^x and \mathcal{V}^y .

- if $s_{xy} \leq \min(s_q, 2(2 - s_q))$ (area ABD on the figure 31), the scheme is stable for all \mathbf{V} such that

$$(\mathcal{V}^x \pm \lambda\gamma_1)^2 - (\mathcal{V}^y)^2 \geq \lambda^2\gamma_1\gamma_2, \quad (41a)$$

$$(\mathcal{V}^x \pm \lambda\frac{\gamma_1 + \gamma_2}{2})^2 - (\mathcal{V}^y \pm \lambda)^2 \geq \lambda^2\gamma_2^2, \quad (41b)$$

$$(\mathcal{V}^x \pm \lambda\frac{\gamma_1 + \gamma_2}{2})^2 - (\mathcal{V}^y \mp \lambda)^2 \geq \lambda^2\gamma_2^2, \quad (41c)$$

$$(\mathcal{V}^x \pm \lambda\gamma_2)^2 - (\mathcal{V}^y)^2 \geq \frac{\lambda^2}{(s_q - s_{xy})^2}(4s_q^2 - 2s_qs_{xy} - s_{xy}^2 + 8(s_{xy} - s_q)), \quad (41d)$$

plus the analogous inequalities exchanging \mathcal{V}^x and \mathcal{V}^y .

- if $s_{xy} = s_q$ (segment $[AD]$ on the figure 31), the L^∞ stability area is given by the proposition 3.4.
- For all other \mathbf{s} , no \mathbf{V} corresponds to a L^∞ stable scheme.

In particular, the parameters (s_q, s_{xy}) corresponding to a non empty area of L^∞ stability in \mathbf{V} are included in the square $[0, 2]^2$.

We now compare the L^∞ stability areas of the schemes relative to the velocities $\tilde{\mathbf{u}} = \mathbf{0}$ or $\tilde{\mathbf{u}} = \mathbf{V}$ with an intrinsic diffusion for different \mathbf{s} . We draw the areas given by the propositions 3.3 and 3.5 on the figures 32 and 33.

The results are similar to the ones obtained in the non intrinsic case. We can't distinguish a scheme from an other in terms of L^∞ stability. The MRT scheme is better on the figure 32 but on the figure 33, the areas just intersect.

4. WEIGHTED L^2 STABILITY

In this section, we present some theoretical weighted L^2 stability results for the relative velocity D_2Q_4 schemes. These results, based on the notion of stability proposed by Yong and al in [3], confirm the phenomena numerically observed in the section 2.3. In particular, taking $\tilde{\mathbf{u}}$ equal to the advection velocity \mathbf{V} ("cascaded like" scheme)

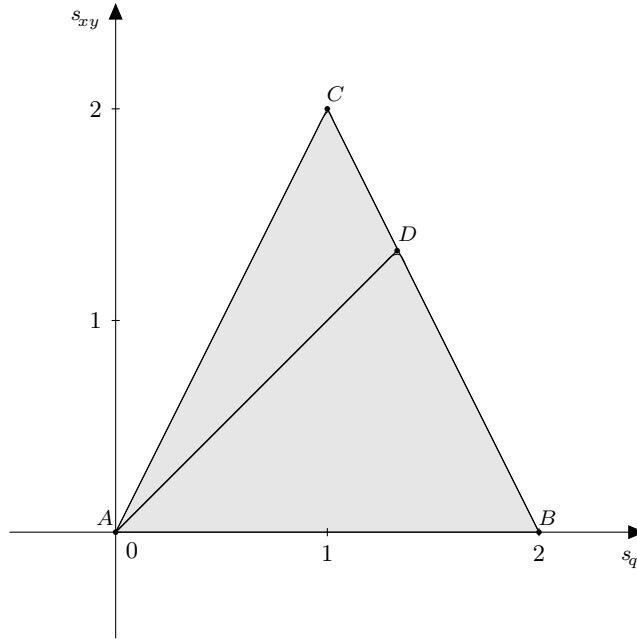


FIGURE 31. L^∞ stability area in \mathbf{s} of the twisted D_2Q_4 scheme relative to $\tilde{\mathbf{u}} = \mathbf{V}$ with an intrinsic diffusion. ACD : (40a) to (40d), ABD : (41a) to (41d).

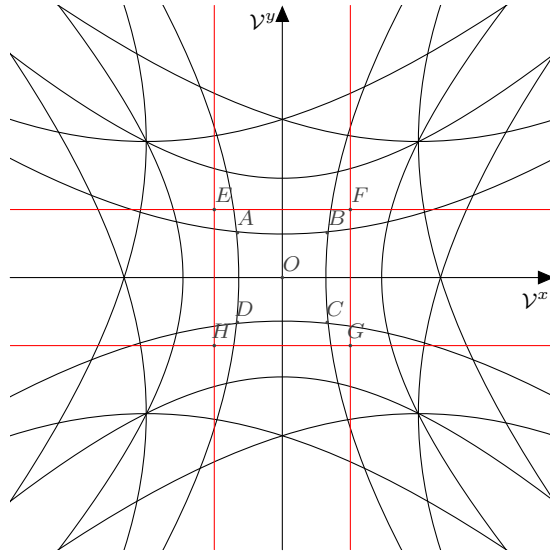


FIGURE 32. L^∞ stability areas for $\mathbf{s} = (0, 1, 1, 3/2)$. Scheme relative to $\tilde{\mathbf{u}} = \mathbf{V}$ (A, B, C, D), $\tilde{\mathbf{u}} = \mathbf{0}$ (E, F, G, H), with an intrinsic diffusion.

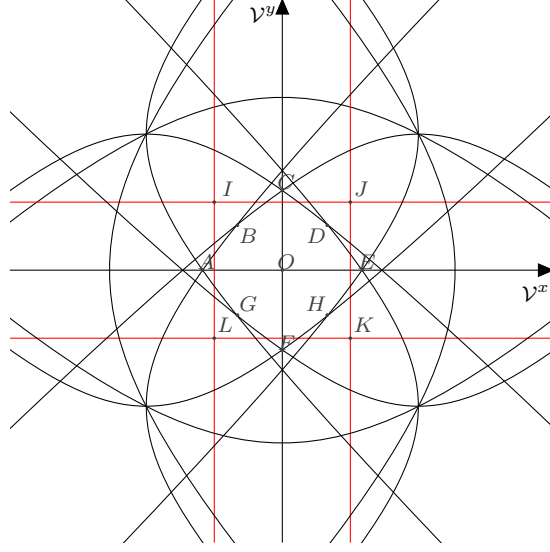


FIGURE 33. L^∞ stability areas for $\mathbf{s} = (0, 3/2, 3/2, 3/4)$. Scheme relative to $\tilde{\mathbf{u}} = \mathbf{V}$ (A, B, C, D, E, F, G, H), $\tilde{\mathbf{u}} = \mathbf{0}$ (I, J, K, L), with an intrinsic diffusion.

provides good stability features. These results also extend the L^∞ stability ones (section 3): the L^∞ stability areas are included in the L^2 ones.

4.1. The weighted L^2 stability notion

The general framework of the relative velocity $D_d Q_q$ schemes, $d, q \in \mathbb{N}^*$, is chosen to present the stability notion introduced in [3] and studied in [21, 25].

An iteration of a lattice Boltzmann scheme splits into a transport step plus a relaxation step that is here linear since the equilibrium is linear (6,7,8). Given $\mathbf{f}(\cdot, t)$ the matrix composed of the distribution vectors taken on all the lattice points, we have

$$\mathbf{f}(\cdot, t + \Delta t) = \mathbf{T}\mathbf{R}(\tilde{\mathbf{u}})\mathbf{f}(\cdot, t), \quad t \in \mathbb{R},$$

where $\mathbf{R}(\tilde{\mathbf{u}})$ is the relaxation matrix and \mathbf{T} the linear non local transport operator. The size of the matrix $\mathbf{f}(\cdot, t)$ is equal to the number of velocities q multiplied by the number of lattice points. In the case of the relative velocity $D_d Q_q$ scheme, the collision matrix reads $\mathbf{R}(\tilde{\mathbf{u}}) = \mathbf{I}_q + \mathbf{J}(\tilde{\mathbf{u}})$ where $\mathbf{J}(\tilde{\mathbf{u}})$ is given by

$$\mathbf{J}(\tilde{\mathbf{u}}) = \mathbf{M}(\tilde{\mathbf{u}})^{-1} \mathbf{D}\mathbf{M}(\tilde{\mathbf{u}})(\mathbf{B} - \mathbf{I}_q),$$

where $\mathbf{D} = \text{diag}(\mathbf{s})$ is the diagonal matrix of the relaxation parameters and \mathbf{B} defines the linear equilibrium thanks to $\mathbf{f}^{\text{eq}} = \mathbf{B}\mathbf{f}$.

The calculus of the spectrum of the amplification operator $\mathbf{T}\mathbf{R}(\tilde{\mathbf{u}})$ being difficult because of the matrix size, the idea is to study separately the transport and the collision: we want \mathbf{T} and $\mathbf{R}(\tilde{\mathbf{u}})$ to be bounded by one in a well-chosen norm. The

amplification operator $\mathbf{TR}(\tilde{\mathbf{u}})$ is then bounded by one and the scheme is stable for this norm. In the following, we say that an operator is stable in a given norm if the norm of this operator is bounded by one.

The idea proposed in [3] consists in weighting the L^2 norm defined by

$$|\mathbf{y}|_2 = \left(\sum_{j=0}^{q-1} |y_j|^2 \right)^{\frac{1}{2}}, \quad \mathbf{y} = (y_0, \dots, y_{q-1}) \in \mathbb{R}^q,$$

so that the transport is an isometry and the collision operator is stable in the weighted norm. The classical L^2 norm keeps the transport as isometric but the collision norm is difficult to evaluate. Introducing a weight allows to overcome this difficulty. First, we define a norm on \mathbb{R}^q depending on an invertible matrix $\mathbf{P} \in \mathcal{M}_q(\mathbb{R})$,

$$|\mathbf{y}|_{\mathbf{P}} = |\mathbf{P}\mathbf{y}|_2, \quad \mathbf{y} \in \mathbb{R}^q.$$

We can then define a norm for a matrix \mathbf{g} of the size q multiplied by the number of lattice points with

$$|\mathbf{g}|_{\mathbf{P}, \mathcal{L}} = \left(\sum_{\mathbf{x} \in \mathcal{L}} |\mathbf{g}(\mathbf{x})|_{\mathbf{P}}^2 \right)^{\frac{1}{2}},$$

where $\mathbf{g}(\mathbf{x})$ is the column of \mathbf{g} associated with the node \mathbf{x} . The necessity to define such a non local norm is due to the non locality of the transport. The matrix \mathbf{P} is chosen such that ${}^t\mathbf{P}\mathbf{P}$ is diagonal. Thus the transport is an isometry for the norm $|\cdot|_{\mathbf{P}, \mathcal{L}}$ for the periodic and bounceback boundary conditions [21]. Indeed, the hypothesis of “quasi orthogonality” (${}^t\mathbf{P}\mathbf{P}$ diagonal) carrying on \mathbf{P} cancels all the cross terms in the calculation of $|\mathbf{f}(\cdot, t)|_{\mathbf{P}, \mathcal{L}}$. Then the isometry of the transport is obtained thanks to a simple change of variable: it uses the bijection between the nodes of the mesh and the nodes after the transport at a given velocity.

Contrary to the transport, the collision is a local operator so that its study reduces to the vectorial norm $|\cdot|_{\mathbf{P}}$. If the matrix $\mathbf{R}(\tilde{\mathbf{u}})$ is stable in a particular node \mathbf{x} of the lattice \mathcal{L} for $|\cdot|_{\mathbf{P}}$, it is stable for $|\cdot|_{\mathbf{P}, \mathcal{L}}$. That’s why, we use the local operator norm

$$\|\mathbf{R}(\tilde{\mathbf{u}})\|_{\mathbf{P}} = \sup_{|\mathbf{x}|_{\mathbf{P}}=1} |\mathbf{R}(\tilde{\mathbf{u}})\mathbf{x}|_{\mathbf{P}},$$

for the collision.

The matrix \mathbf{P} is requested to diagonalize the collision: $\|\mathbf{R}(\tilde{\mathbf{u}})\|_{\mathbf{P}}$ is then easy to evaluate. These requirements define a notion of stability structure first evocated in [3].

Definition 4.1 ([25]). *A matrix $\mathbf{N} \in \mathcal{M}_q(\mathbb{R})$ has a pre-structure of stability if exists an invertible matrix $\mathbf{P} \in \mathcal{M}_q(\mathbb{R})$ and some vectors $\mathbf{s}, \mathbf{p} \in \mathbb{R}^q$ so that*

$$\begin{aligned} \mathbf{P}\mathbf{N}\mathbf{P}^{-1} &= -\text{diag}(\mathbf{s}), \\ {}^t\mathbf{P}\mathbf{P} &= \text{diag}(\mathbf{p}), \end{aligned}$$

where $\text{diag}(\mathbf{p})$ is the diagonal matrix whose diagonal is constituted of the coefficients of \mathbf{p} . The pre-structure of stability becomes a structure of stability if

$$s_k \in [0, 2], \quad 0 \leq k \leq q-1. \quad (42)$$

Suppose that $\mathbf{J}(\tilde{\mathbf{u}})$ has a pre-structure of stability and consider the collision in norm $|\cdot|_{\mathbf{P}}$. Knowing that the eigenvalues of $\mathbf{R}(\tilde{\mathbf{u}})$ are $1 - s_k$ for $0 \leq k \leq q-1$,

$$\|\mathbf{R}(\tilde{\mathbf{u}})\|_{\mathbf{P}} = \sup_{|\mathbf{P}\mathbf{x}|_2=1} |\mathbf{P}\mathbf{R}(\tilde{\mathbf{u}})\mathbf{P}^{-1}\mathbf{P}\mathbf{x}|_2 = \|\mathbf{P}\mathbf{R}(\tilde{\mathbf{u}})\mathbf{P}^{-1}\|_2 = \max(|1 - s|),$$

where $\|\cdot\|_2$ is the operator norm associated with $|\cdot|_2$. Thus the collision is stable for $\|\cdot\|_{\mathbf{P}}$ if the condition (42) is verified. Under these conditions, the scheme is stable in the norm $|\cdot|_{\mathbf{P},\mathcal{L}}$ since the transport is isometric.

We present a theorem from [25] giving a necessary and sufficient condition of existence of a pre-structure of stability. In the following, this theorem is the tool used to obtain some stability results for our relative velocity schemes.

Théorème 4.1 ([25]). *A matrix $\mathbf{N} \in \mathcal{M}_q(\mathbb{R})$ has a pre-structure of stability if and only if there exists a diagonal positive definite matrix $\mathbf{\Lambda} \in \mathcal{M}_q(\mathbb{R})$ so that*

$$\mathbf{N}\mathbf{\Lambda} = \mathbf{\Lambda}^t\mathbf{N}. \quad (43)$$

This criteria gives a practical criteria of existence of a pre-structure of stability through the resolution of a linear system in the coefficients of $\mathbf{\Lambda}$. The size of this linear system is $q(q-1)/2$ since the matrix $\mathbf{N}\mathbf{\Lambda} - \mathbf{\Lambda}^t\mathbf{N}$ is antisymmetric.

The matrix \mathbf{P} defining the weighted norm is explicitly derived in the proof of this theorem [25]. We exhibit \mathbf{P} through the proof of the sufficient condition of pre-structure. The identity (43) is equivalent to the fact that $\mathbf{\Lambda}^{-1}\mathbf{N}\mathbf{\Lambda}$ is symmetric with respect to the scalar product

$$(\mathbf{x}, \mathbf{y})_{\mathbf{\Lambda}} = \sum_{i,j=0}^{q-1} \Lambda_{ij} x_i y_j, \quad \mathbf{x}, \mathbf{y} \in \mathbb{R}^q.$$

This implies the existence of an orthonormal matrix \mathbf{Q} in the sense of $(\cdot, \cdot)_{\mathbf{\Lambda}}$ diagonalizing $\mathbf{\Lambda}^{-1}\mathbf{N}\mathbf{\Lambda}$. Then, the matrix $\mathbf{P} = (\mathbf{\Lambda}\mathbf{Q})^{-1}$ diagonalizes the collision. The matrix ${}^t\mathbf{P}\mathbf{P}$ is diagonal because of the orthonormality of \mathbf{Q} for the scalar product $(\cdot, \cdot)_{\mathbf{\Lambda}}$.

4.2. Stability results for the twisted relative velocity $\mathbf{D}_2\mathbf{Q}_4$ scheme

In this section, we apply the stability criteria given by the theorem 4.1 to obtain weighted L^2 results for the twisted relative velocity $\mathbf{D}_2\mathbf{Q}_4$ scheme. Our motivation is to compare the cases $\tilde{\mathbf{u}} = \mathbf{0}$ and $\tilde{\mathbf{u}} = \mathbf{V}$. To do so, the scheme must have at least two different relaxation parameters because the BGK scheme does not depend on the relative velocity since (3) is verified. We begin by studying the MRT scheme ($\tilde{\mathbf{u}} = \mathbf{0}$) whose results are limited. We then obtain more results for the cascaded like scheme ($\tilde{\mathbf{u}} = \mathbf{V}$).

4.2.1. The MRT scheme

We focus on the MRT scheme corresponding to $\tilde{\mathbf{u}} = \mathbf{0}$. We limit to $\mathbf{V} = \mathbf{0}$ because when $\tilde{\mathbf{u}} = \mathbf{0}$ and $\mathbf{V} \neq \mathbf{0}$, there is no pre-structure of stability. The framework does not distinguish the non intrinsic and intrinsic case because for $\mathbf{V} = \mathbf{0}$, the equilibria (7) and (8) are identical.

Proposition 4.1 (L^2 stability for the MRT scheme). *Consider the twisted D_2Q_4 scheme relative to $\tilde{\mathbf{u}} = \mathbf{0}$, of equilibrium $\mathbf{m}^{\text{eq}}(\mathbf{0}) = (\rho, 0, 0, 0)$ associated with the relaxation parameters $\mathbf{s} = (0, s_q, s_q, s_{xy}) \in \mathbb{R}^4$. The associated matrix $\mathbf{J}(\mathbf{0})$ has a pre-structure of stability. Moreover, if $0 \leq s_q, s_{xy} \leq 2$, then $\mathbf{J}(\mathbf{0})$ has a structure of stability. The collision matrix $\mathbf{R}(\mathbf{0})$ is then stable for $\|\cdot\|_{\mathbf{P}}$ and the scheme is stable in norm $|\cdot|_{\mathbf{P}, \mathcal{L}}$.*

Proof. Since $\tilde{\mathbf{u}} = \mathbf{V} = \mathbf{0}$, the matrix $\mathbf{J}(\mathbf{0})$ reads

$$\mathbf{J}(\mathbf{0}) = \mathbf{M}(\mathbf{0})^{-1} \mathbf{D}(\mathbf{E} - \mathbf{I}_4) \mathbf{M}(\mathbf{0}),$$

with the diagonal matrix $\mathbf{E} = \text{diag}(1, 0, 0, 0)$. The matrix $\mathbf{D}(\mathbf{E} - \mathbf{I}_4)$ is then diagonal as a product of two diagonal matrices. Since $\mathbf{M}(\mathbf{0})^{-1} = {}^t\mathbf{M}(\mathbf{0})/4$, the matrix $\mathbf{J}(\mathbf{0}) = {}^t\mathbf{M}(\mathbf{0})\mathbf{D}(\mathbf{E} - \mathbf{I}_4)\mathbf{M}(\mathbf{0})/4$ is symmetric. So the identity is solution of the equation (43) and $\mathbf{J}(\mathbf{0})$ has a pre-structure of stability. The spectrum of $\mathbf{J}(\mathbf{0})$ being composed by $0, -s_q, -s_q, -s_{xy}$, the result on the structure of stability is obvious. \square

4.2.2. The scheme relative to the advection velocity (“cascaded like” scheme)

We now focus on the choice $\tilde{\mathbf{u}} = \mathbf{V}$ beginning by the non intrinsic case.

Proposition 4.2 (L^2 stability for a non intrinsic relative velocity scheme). *Consider the twisted D_2Q_4 scheme relative to $\tilde{\mathbf{u}} = \mathbf{V} = (V^x, V^y) \in \mathbb{R}^2$, of equilibrium*

$$\mathbf{m}^{\text{eq}}(\mathbf{V}) = \rho(1, 0, 0, 0),$$

associated with the relaxation parameters $\mathbf{s} = (0, s_q, s_q, s_{xy}) \in \mathbb{R}^4$. The matrix $\mathbf{J}(\mathbf{V})$ has a pre-structure of stability if and only if $|\mathbf{V}|_\infty < \lambda$. Moreover, if $0 \leq s_q, s_{xy} \leq 2$, then $\mathbf{J}(\mathbf{V})$ has a structure of stability. The collision matrix $\mathbf{R}(\mathbf{V})$ is then stable for $\|\cdot\|_{\mathbf{P}}$ and the scheme is stable in norm $|\cdot|_{\mathbf{P}, \mathcal{L}}$.

Proof. According to the theorem 4.1, the existence of a pre-structure of stability for $\mathbf{N} = \mathbf{J}(\mathbf{V})$ is equivalent to the existence of a diagonal positive definite matrix $\mathbf{\Lambda}$ such that

$$\mathbf{J}(\mathbf{V})\mathbf{\Lambda} = \mathbf{\Lambda} {}^t\mathbf{J}(\mathbf{V}).$$

A solution of this linear system is given by

$$\mathbf{\Lambda} = \begin{pmatrix} (\lambda + V^x)(\lambda + V^y) & 0 & 0 & 0 \\ 0 & (\lambda - V^x)(\lambda + V^y) & 0 & 0 \\ 0 & 0 & (\lambda - V^x)(\lambda - V^y) & 0 \\ 0 & 0 & 0 & (\lambda + V^x)(\lambda - V^y) \end{pmatrix}.$$

This matrix is positive definite if and only if $|\mathbf{V}|_\infty < \lambda$, that closes the first part of the proof. The eigenvalues of $\mathbf{J}(\mathbf{V})$ are $0, -s_q, -s_q, -s_{xy}$ because the matrix $\mathbf{M}(\mathbf{0})\mathbf{J}(\mathbf{V})\mathbf{M}(\mathbf{0})^{-1}$ is given by

$$\begin{pmatrix} 0 & 0 & 0 & 0 \\ s_q V^x & -s_q & 0 & 0 \\ s_q V^y & 0 & -s_q & 0 \\ (2s_q - s_{xy})V^x V^y & V^y(s_{xy} - s_q) & V^x(s_{xy} - s_q) & -s_{xy} \end{pmatrix}.$$

We deduce that

$$\mathbf{P}\mathbf{J}(\mathbf{V})\mathbf{P}^{-1} = \text{diag}(0, -s_q, -s_q, -s_{xy}),$$

and that $\mathbf{J}(\mathbf{V})$ has a structure of stability if $0 \leq s_q, s_{xy} \leq 2$. The norm $\|\cdot\|_{\mathbf{P}}$ of the collision operator $\mathbf{R}(\mathbf{V})$ is equal to 1 and the scheme is stable in norm $|\cdot|_{\mathbf{P}, \mathcal{L}}$. \square

These results extend the L^∞ stability ones obtained in the proposition 3.2. The proposition 3.2 gives the L^∞ stability area $|\mathbf{V}|_\infty \leq \lambda$ for $s_q \leq s_{xy} \leq \min(1, 2s_q)$. The weighted L^2 notion generalizes it to $0 \leq s_q, s_{xy} \leq 2$. This result was expected because the numerical experiments of the section 2.3 put in evidence the independence of the area of L^2 stability towards the relaxation parameters. The fact that we can not obtain the same type of result for the MRT scheme as for $\tilde{\mathbf{u}} = \mathbf{V}$ is an other evidence of the good behaviour of this latter.

Let's also note that these stability conditions are defined by opened sets. The numerical experiments seem to show that the scheme is still L^2 stable on the closure of these sets. However, it is not possible to prove it with this notion because the matrix \mathbf{A} is null on this closure. This proposition leads to a natural corollary for a single relaxation parameter (BGK) that has already been proved in [25]. In the BGK case, the scheme does not depend on $\tilde{\mathbf{u}}$. In particular, MRT and cascaded like scheme are identical. That's why the following result is valid whatever the relative velocity $\tilde{\mathbf{u}}$.

Corollary 4.1 (The BGK non intrinsic case [25]). *For $\mathbf{V} = (V^x, V^y) \in \mathbb{R}^2$, consider the twisted relative velocity $\mathbf{D}_2\mathbf{Q}_4$ BGK scheme of equilibrium*

$$\mathbf{m}^{\text{eq}}(\tilde{\mathbf{u}}) = \rho(1, V^x - \tilde{u}^x, V^y - \tilde{u}^y, (V^x - \tilde{u}^x)(V^y - \tilde{u}^y)),$$

associated with the relaxation parameter $s \in \mathbb{R}$. The matrix $\mathbf{J}(\tilde{\mathbf{u}})$ has a pre-structure of stability if and only if $|\mathbf{V}|_\infty < \lambda$. Moreover, if $0 \leq s \leq 2$, then $\mathbf{J}(\tilde{\mathbf{u}})$ has a structure of stability. The collision matrix $\mathbf{R}(\tilde{\mathbf{u}})$ is then stable for $\|\cdot\|_{\mathbf{P}}$ and the scheme is stable in norm $|\cdot|_{\mathbf{P}, \mathcal{L}}$.

Proposition 4.3 (L^2 stability for an intrinsic relative velocity scheme). *Consider the twisted $\mathbf{D}_2\mathbf{Q}_4$ scheme relative to $\tilde{\mathbf{u}} = \mathbf{V} = (V^x, V^y) \in \mathbb{R}^2$, of equilibrium*

$$\mathbf{m}^{\text{eq}}(\mathbf{V}) = \rho(1, 0, 0, -V^x V^y),$$

associated with the relaxation parameters $\mathbf{s} = (0, s_q, s_q, s_{xy}) \in \mathbb{R}^4$. Suppose that $V^x = 0$ (resp. $V^y = 0$) then the associated matrix $\mathbf{J}(\mathbf{V})$ has a pre-structure of stability if and only if $|V^y| < \lambda$ (resp. $|V^x| < \lambda$). Moreover, if $0 \leq s_q, s_{xy} \leq 2$, then $\mathbf{J}(\mathbf{V})$ has

a structure of stability. The collision matrix $\mathbf{R}(\mathbf{V})$ is then stable for $\|\cdot\|_{\mathbf{P}}$ and the scheme is stable in norm $|\cdot|_{\mathbf{P},\mathcal{L}}$.

Proof. A non null solution of the equation (43) exists if and only if one of the two components of \mathbf{V} is null. Suppose that it is V^y , then a solution of (43) is given by

$$\mathbf{\Lambda} = \begin{pmatrix} \lambda + V^x & 0 & 0 & 0 \\ 0 & \lambda - V^x & 0 & 0 \\ 0 & 0 & \lambda - V^x & 0 \\ 0 & 0 & 0 & \lambda + V^x \end{pmatrix}.$$

This matrix is definite nonnegative if and only if $|V^x| < \lambda$. The reasoning to get a structure of stability is identical to the one of the proposition 4.1. \square

This proposition extends the L^∞ stability results of the proposition 3.5 for the directions $V^x = 0$ and $V^y = 0$. The L^∞ notion provides areas decreasing as much as s_q and s_{xy} go far from each other. The $|\cdot|_{\mathbf{P},\mathcal{L}}$ notion gives a constant optimal area in \mathbf{V} for these directions while these parameters are bounded by 0 and 2. This phenomenon was observed numerically on the figures 11 to 16.

We close the section by a proposition for the BGK case that is not a corollary of the proposition for the intrinsic cascaded like scheme.

Proposition 4.4 (The BGK intrinsic case). *For $\mathbf{V} = (V^x, V^y) \in \mathbb{R}^2$, consider the twisted D_2Q_4 scheme, of equilibrium*

$$\mathbf{m}^{\text{eq}}(\tilde{\mathbf{u}}) = \rho(1, V^x - \tilde{u}^x, V^y - \tilde{u}^y, \tilde{u}^x \tilde{u}^y - \tilde{u}^x V^y - \tilde{u}^y V^x),$$

BGK of relaxation parameter $s \in \mathbb{R}$. The associated matrix $\mathbf{J}(\tilde{\mathbf{u}})$ has a pre-structure of stability if and only if $|\mathbf{V}|_1 < \lambda$. Moreover, if $0 \leq s \leq 2$, then $\mathbf{J}(\tilde{\mathbf{u}})$ has a structure of stability. The collision matrix $\mathbf{R}(\tilde{\mathbf{u}})$ is then stable for $\|\cdot\|_{\mathbf{P}}$ and the scheme is stable in norm $|\cdot|_{\mathbf{P},\mathcal{L}}$.

We note that this proposition generalizes the L^∞ stability results in the BGK case (proposition 3.4). This weighted L^2 notion extends the set of \mathbf{s} corresponding to the stability area $|\mathbf{V}|_1 < \lambda$ to $0 \leq s \leq 2$.

4.2.3. Interpretation of the results

When we compare these propositions to the numerical results obtained in the section 2.3, we notice that this stability notion is only usable when the parameters \mathbf{s} and \mathbf{V} are decoupled. For the scheme relative to $\tilde{\mathbf{u}} = \mathbf{V}$ with an intrinsic diffusion, we have only theoretical results for $V^x = 0$ ou $V^y = 0$, corresponding to a case where the areas in \mathbf{V} are independent of \mathbf{s} . Instead, when the area in \mathbf{V} is a function of \mathbf{s} , it is not possible to build a pre-structure of stability any more. For example, there is no pre-structure of stability when V^x and V^y are different from 0 for the D_2Q_4 scheme relative to $\tilde{\mathbf{u}} = \mathbf{V}$ with an intrinsic diffusion: for this scheme, the numerical results of the section 2.3 exhibit a link between \mathbf{V} and \mathbf{s} . Similarly, the MRT scheme present

stability areas in \mathbf{V} depending on \mathbf{s} and it is impossible to build a pre-structure of stability for $\mathbf{V} \neq \mathbf{0}$.

The origin of this limitation seems to be the hypothesis of diagonalization of the collision. Indeed, the spectrum of this operator being equal to $0, -s_q, -s_q, -s_{xy}$, the existence of a pre-structure of stability with such a diagonalization implies automatically the stability of the scheme for $0 \leq s_q, s_{xy} \leq 2$. Then \mathbf{V} and \mathbf{s} can't be linked because the former hypothesis is too requiring. The linear system of six equations and four unknowns for the D_2Q_4 scheme is an evidence of the constraints imposed by the notion. The existence of a pre-structure of stability requires its rank to be three that imposes \mathbf{V} and \mathbf{s} to be decoupled here. For example, when $\tilde{\mathbf{u}} = \mathbf{0}$ and $\mathbf{V} \neq \mathbf{0}$, there is no solution positive definite to the equation (43), because this rank is greater than four. That's why it is not possible to show similar results than in the case $\tilde{\mathbf{u}} = \mathbf{V}$ which requires the resolution of a rank three linear system.

However, this notion gives some promising results as those exposed here and in [21, 25]. It seems to describe well the limit of blow-up of a scheme. The main purpose now is to obtain theoretical stability results in more complex cases. Particularly, we want to complete this study for the D_2Q_4 especially when $\tilde{\mathbf{u}} = \mathbf{0}$. To do so, we must be able to relax the constraint of diagonalization of the collision without penalizing the isometry of the transport. Maybe, it would be possible to find some matrix \mathbf{P} so that the norm $|\cdot|_{\mathbf{P}, \mathcal{L}}$ of the collision operator is computable without diagonalizing it.

CONCLUSION

We have studied the stability of a four velocities relative velocity scheme with two different equilibria for a linear advection equation. The discussion is based on two notions of L^∞ and weighted L^2 stability. It carries on the choice of the relative velocity equal to $\mathbf{0}$ (MRT scheme) or to the advection velocity ("cascaded like" scheme). The main conclusions are the following: comparing MRT and relative velocity schemes, no scheme is "better than the other" in terms of L^∞ stability; the stability areas generally just intersect. Instead, in terms of L^2 norm, the scheme relative to the advection velocity is more stable than the MRT scheme. This improvement is correlated to the cancellation of some dispersive terms of the equivalent equations for the scheme relative to the advection velocity. These terms stay for $\tilde{\mathbf{u}} = \mathbf{0}$ and are linked to instabilities at low diffusion. This result has been justified theoretically for the scheme relative to the advection velocity thanks to the weighted L^2 notion of stability. Further work needs to be done to obtain more precise theoretical results for the MRT scheme and for systems of conservation laws. The study also needs to be generalized to an arbitrary relative velocity $\tilde{\mathbf{u}}$, the present work being adapted to the two choices $\tilde{\mathbf{u}} = \mathbf{0}$ and $\tilde{\mathbf{u}} = \mathbf{V}$.

APPENDIX A. LINK BETWEEN THE TWISTED D_2Q_4 AND THE D_2Q_4 SCHEMES

We prove that the L^∞ and L^2 stability areas of the twisted D_2Q_4 and D_2Q_4 relative velocity schemes with a non intrinsic diffusion correspond through the composition of a rotation and a homothety. The same result is still true in the intrinsic case.

If we note \mathbf{v} the velocity set of the D_2Q_4 scheme, the twisted set of velocities is given by $\mathcal{R}\mathbf{v}$ where

$$\mathcal{R} = \begin{pmatrix} 1 & -1 \\ 1 & 1 \end{pmatrix},$$

is the composition of a rotation and a homothety of scale factor $\sqrt{2}$. This transformation allows to link the relaxation of both schemes.

Lemma A.1 (Relation between the relaxation operators). *Let $\mathbf{V} \in \mathbb{R}^2$, $\tilde{\mathbf{u}} \in \mathbb{R}^2$, $(s_q, s_{xy}) \in \mathbb{R}^2$, the relative velocity D_2Q_4 scheme associated with the equilibrium*

$$\mathbf{m}^{\text{eq}}(\tilde{\mathbf{u}}) = \rho(1, V^x - \tilde{u}^x, V^y - \tilde{u}^y, (V^x - \tilde{u}^x)^2 - (V^y - \tilde{u}^y)^2), \quad (44)$$

for the relaxation parameters $(0, s_q, s_q, s_{xy})$ and the relative velocity twisted D_2Q_4 scheme associated with the equilibrium

$$\mathbf{m}^{\text{eq}}(\tilde{\mathbf{u}}) = \rho(1, (\mathcal{R}\mathbf{V})^x - (\mathcal{R}\tilde{\mathbf{u}})^x, (\mathcal{R}\mathbf{V})^y - (\mathcal{R}\tilde{\mathbf{u}})^y, ((\mathcal{R}\mathbf{V})^x - (\mathcal{R}\tilde{\mathbf{u}})^x)((\mathcal{R}\mathbf{V})^y - (\mathcal{R}\tilde{\mathbf{u}})^y)),$$

and with the relaxation parameters $(0, s_q, s_q, s_{xy})$ have the same relaxation phase.

Proof. We have defined a transformation \mathcal{R} sending the velocities of the D_2Q_4 scheme on the velocities of the twisted D_2Q_4 scheme. This naturally leads to the following application also denoted by \mathcal{R} .

$$\begin{aligned} \mathcal{R} &: \mathbb{R}[X, Y] &\rightarrow &\mathbb{R}[X, Y] \\ P &&\mapsto &\mathcal{R}(P) \end{aligned} ,$$

where

$$\begin{aligned} \mathcal{R}(P) &: \mathcal{M}_{24}(\mathbb{R}) &\rightarrow &\mathbb{R} \\ \mathcal{V} = \{v_j, 0 \leq j \leq 3\} &&\mapsto &\sum_{j=0}^3 P(\mathcal{R}v_j) f_j \end{aligned} .$$

Indeed the images of the moments $1, X, Y, X^2 - Y^2$ by \mathcal{R} are

$$\begin{aligned} \mathcal{R}(1)(\mathcal{V}) &= 1(\mathcal{V}), \\ \mathcal{R}(X)(\mathcal{V}) &= \sum_{j=0}^3 X(\mathcal{R}v_j) f_j = \sum_{j=0}^3 (v_j^x - v_j^y) f_j = (X - Y)(\mathcal{V}), \\ \mathcal{R}(Y)(\mathcal{V}) &= \sum_{j=0}^3 Y(\mathcal{R}v_j) f_j = \sum_{j=0}^3 (v_j^x + v_j^y) f_j = (X + Y)(\mathcal{V}), \end{aligned} \quad (45)$$

and

$$\mathcal{R}(XY)(\mathcal{V}) = \sum_{j=0}^3 (\mathcal{R}\mathbf{v}_j)^x (\mathcal{R}\mathbf{v}_j)^y f_j = \sum_{j=0}^3 ((v_j^x)^2 - (v_j^y)^2) f_j = (X^2 - Y^2)(\mathcal{V}). \quad (46)$$

Providing these images, we can write the transformation of the relaxation of the D_2Q_4 relative velocity scheme by \mathcal{R} . We here choose to keep the polynomial notations to express the moments. The relaxation of the D_2Q_4 reads

$$\begin{aligned} X^*(\mathcal{V}) &= X(\mathcal{V}) + s_q((V^x - \tilde{u}^x)\rho - X(\mathcal{V})), \\ Y^*(\mathcal{V}) &= Y(\mathcal{V}) + s_q((V^y - \tilde{u}^y)\rho - Y(\mathcal{V})), \\ (X^2 - Y^2)^*(\mathcal{V}) &= (X^2 - Y^2)(\mathcal{V}) + s_{xy}(((V^x - \tilde{u}^x)^2 - (V^y - \tilde{u}^y)^2)\rho - (X^2 - Y^2)(\mathcal{V})). \end{aligned}$$

Introducing the relations (45,46), we obtain

$$\begin{aligned} \mathcal{R}(X)^*(\mathcal{V}) &= \mathcal{R}(X)(\mathcal{V}) + s_q(((\mathcal{R}\mathbf{V})^x - (\mathcal{R}\tilde{\mathbf{u}})^x)\rho - \mathcal{R}(X)(\mathcal{V})), \\ \mathcal{R}(Y)^*(\mathcal{V}) &= \mathcal{R}(Y)(\mathcal{V}) + s_q(((\mathcal{R}\mathbf{V})^y - (\mathcal{R}\tilde{\mathbf{u}})^y)\rho - \mathcal{R}(Y)(\mathcal{V})), \\ \mathcal{R}(XY)^*(\mathcal{V}) &= \mathcal{R}(XY)(\mathcal{V}) + s_{xy}(((\mathcal{R}\mathbf{V})^x - (\mathcal{R}\tilde{\mathbf{u}})^x)((\mathcal{R}\mathbf{V})^y - (\mathcal{R}\tilde{\mathbf{u}})^y)\rho - \mathcal{R}(XY)(\mathcal{V})), \end{aligned}$$

that is the relaxation of the twisted D_2Q_4 relative velocity scheme. Note that this last step uses the fact that X and Y have the same relaxation parameter s_q . \square

Proposition A.1 (Relation between the stability areas). *Let $(s_q, s_{xy}) \in \mathbb{R}^2$, note $\mathcal{S}_{nt} \subset \mathbb{R}^2$ (resp. $\mathcal{S}_t \subset \mathbb{R}^2$), the set of the velocities $\mathbf{V} \in \mathbb{R}^2$ such that the relative velocity D_2Q_4 scheme (resp. twisted relative velocity D_2Q_4 scheme) of equilibrium given by (44) (resp. (6,7)) and of relaxation parameters $\mathbf{s} = (0, s_q, s_q, s_{xy})$ is L^∞ or L^2 stable. We have*

$$\mathcal{S}_t = \mathcal{R}\mathcal{S}_{nt}. \quad (47)$$

Proof. Note $\mathbf{R}_t(\mathbf{V}, \tilde{\mathbf{u}}, \mathbf{s}) \in \mathcal{M}_4(\mathbb{R})$, the relaxation operator of the twisted relative velocity D_2Q_4 scheme of equilibrium (6,7): it verifies

$$\mathbf{f}^* = \mathbf{R}_t(\mathbf{V}, \tilde{\mathbf{u}}, \mathbf{s})\mathbf{f}.$$

Note $\mathbf{R}_{nt}(\mathbf{V}, \tilde{\mathbf{u}}, \mathbf{s}) \in \mathcal{M}_4(\mathbb{R})$ its analogue for the D_2Q_4 scheme associated with the equilibrium (44). The lemma A.1 means that

$$\mathbf{R}_{nt}(\mathbf{V}, \tilde{\mathbf{u}}, \mathbf{s}) = \mathbf{R}_t(\mathcal{R}\mathbf{V}, \mathcal{R}\tilde{\mathbf{u}}, \mathbf{s}). \quad (48)$$

The transport does not influence the L^∞ stability because it only exchanges the particle distributions. Thus \mathcal{S}_{nt} is the set of the velocities $\mathbf{V} \in \mathbb{R}^2$ so that the matrix $\mathbf{R}_{nt}(\mathbf{V}, \tilde{\mathbf{u}}, \mathbf{s})$ is nonnegative. According to the relation (48), it corresponds to the velocities $\mathbf{V} \in \mathbb{R}^2$ so that $\mathcal{R}\mathbf{V}$ belongs to the L^∞ stability area of the twisted scheme: that is equivalent to the relation (47) and the lemma is proven in the L^∞ case.

Instead, the transport plays a role for the L^2 stability. It becomes local in the Fourier space: the transport matrices associated with the D_2Q_4 scheme (\mathbf{A}_{nt}) and the twisted one (\mathbf{A}_t) are given by

$$\begin{aligned}\mathbf{A}_{nt}(\mathbf{k}) &= \text{diag}(\exp(i\mathbf{v}_j \cdot \mathbf{k}), 0 \leq j \leq 3), \quad \mathbf{k} \in \mathbb{R}^2, \\ \mathbf{A}_t(\mathbf{k}) &= \text{diag}(\exp(i\mathcal{R}\mathbf{v}_j \cdot \mathbf{k}), 0 \leq j \leq 3), \quad \mathbf{k} \in \mathbb{R}^2.\end{aligned}$$

The transport matrix $\mathbf{A}_{nt}(\mathbf{k})$ is equal to $\mathbf{A}_t(\mathcal{R}\mathbf{k}/2)$ because $\mathcal{R}\mathbf{v}_j \cdot \mathcal{R}\mathbf{k}/2 = \mathbf{v}_j \cdot \mathbf{k}$ since \mathcal{R} is the composition of a rotation and a homothety of scale factor $\sqrt{2}$. The amplification matrices \mathbf{L}_{nt} and \mathbf{L}_t of both schemes are then defined by

$$\begin{aligned}\mathbf{L}_t(\mathbf{k}, \mathbf{V}, \tilde{\mathbf{u}}, \mathbf{s}) &= \mathbf{A}_t(\mathbf{k}) \mathbf{R}_t(\mathbf{V}, \tilde{\mathbf{u}}, \mathbf{s}), \\ \mathbf{L}_{nt}(\mathbf{k}, \mathbf{V}, \tilde{\mathbf{u}}, \mathbf{s}) &= \mathbf{A}_t(\mathcal{R}\mathbf{k}/2) \mathbf{R}_t(\mathcal{R}\mathbf{V}, \mathcal{R}\tilde{\mathbf{u}}, \mathbf{s}).\end{aligned}$$

We then have the following identity

$$\mathbf{L}_{nt}(\mathbf{k}, \mathbf{V}, \tilde{\mathbf{u}}, \mathbf{s}) = \mathbf{L}_t(\mathcal{R}\mathbf{k}/2, \mathcal{R}\mathbf{V}, \mathcal{R}\tilde{\mathbf{u}}, \mathbf{s}). \quad (49)$$

The L^2 stability needs to evaluate the maximum of the spectral radius r of this matrix for all the wavenumbers $\mathbf{k} \in \mathbb{R}^2$. According to (49),

$$\begin{aligned}\max_{\mathbf{k} \in \mathbb{R}^2} r(\mathbf{L}_{nt}(\mathbf{k}, \mathbf{V}, \tilde{\mathbf{u}}, \mathbf{s})) &= \max_{\mathbf{k} \in \mathbb{R}^2} r(\mathbf{L}_t(\mathcal{R}\mathbf{k}/2, \mathcal{R}\mathbf{V}, \mathcal{R}\tilde{\mathbf{u}}, \mathbf{s})) \\ &= \max_{\mathbf{k} \in \mathbb{R}^2} r(\mathbf{L}_t(\mathbf{k}, \mathcal{R}\mathbf{V}, \mathcal{R}\tilde{\mathbf{u}}, \mathbf{s})),\end{aligned}$$

the last equality coming from a variable change in \mathbb{R}^2 . As for the case of the L^∞ stability, only the velocities \mathbf{V} finally matter: the relation between the L^2 stability areas is then obtained in the same way. \square

APPENDIX B. THEORETICAL L^∞ STABILITY RESULTS FOR THE D_2Q_4 SCHEME

B.1. For a non intrinsic diffusion

Proposition B.1 (L^∞ stability areas for the MRT scheme). *Let $\mathbf{V} \in \mathbb{R}^2$, $(s_q, s_{xy}) \in \mathbb{R}^2$, consider the D_2Q_4 of MRT scheme with the relaxation parameters $(0, s_q, s_q, s_{xy})$, associated with the equilibrium*

$$\mathbf{m}^{\text{eq}}(\mathbf{0}) = \rho(1, V^x, V^y, (V^x)^2 - (V^y)^2).$$

Note $\gamma = s_q/s_{xy}$,

- if $0 < s_{xy} \leq \min(s_q, 2 - s_q)$, the scheme is L^∞ stable for all \mathbf{V} so that

$$\begin{aligned}(V^x \pm \lambda\gamma)^2 - (V^y)^2 &\geq \lambda^2(\gamma^2 - 1), \\ (V^y \pm \lambda\gamma)^2 - (V^x)^2 &\geq \lambda^2(\gamma^2 - 1).\end{aligned}$$

- if $s_q \leq s_{xy} \leq 2s_q$ and $s_q \leq 1$, the scheme is L^∞ stable for all \mathbf{V} so that

$$\begin{aligned}(V^x \pm \lambda\gamma)^2 - (V^y)^2 &\geq \lambda^2(\gamma - 1)^2, \\ (V^y \pm \lambda\gamma)^2 - (V^x)^2 &\geq \lambda^2(\gamma - 1)^2.\end{aligned}$$

- if $2 - s_q \leq s_{xy} \leq 2(2 - s_q)$ and $s_q \geq 1$, the scheme is L^∞ stable for all \mathbf{V} so that

$$(V^x \pm \lambda\gamma)^2 - (V^y)^2 \geq \lambda^2 \left((\gamma + 1)^2 - \frac{4}{s_{xy}} \right),$$

$$(V^y \pm \lambda\gamma)^2 - (V^x)^2 \geq \lambda^2 \left((\gamma + 1)^2 - \frac{4}{s_{xy}} \right).$$

- if $s_{xy} = 0$ and $0 < s_q \leq 2$, the scheme is L^∞ stable for $\mathbf{V} = \mathbf{0}$.
- if $s_{xy} = s_q = 0$, the scheme is unconditionally L^∞ stable.
- For all other \mathbf{s} , there is no \mathbf{V} corresponding to a L^∞ stable scheme.

Proposition B.2. Let $\mathbf{V} \in \mathbb{R}^2$, $(s_q, s_{xy}) \in \mathbb{R}^2$, consider the D_2Q_4 scheme relative to $\tilde{\mathbf{u}} = \mathbf{V}$ associated with the relaxation parameters $(0, s_q, s_q, s_{xy})$, and the equilibrium

$$\mathbf{m}^{\text{eq}}(\mathbf{V}) = \rho(1, 0, 0, 0).$$

Let us note $\gamma = s_{xy}/(2s_q - s_{xy})$,

- if $s_q \leq s_{xy} \leq \min(1, 2s_q)$, the scheme is L^∞ stable on

$$|\mathbf{V}|_1 \leq \lambda. \quad (50)$$

- if $s_{xy} < 2s_q$, $\max(s_q, 1) \leq s_{xy} \leq 2(2 - s_q)$, the scheme is L^∞ stable on the intersection of (50) with

$$(V^x \pm \lambda\gamma)^2 - (V^y)^2 \geq \frac{4\lambda^2}{(2s_q - s_{xy})^2} (s_{xy} - s_q(2 - s_q)), \quad (51a)$$

$$(V^y \pm \lambda\gamma)^2 - (V^x)^2 \geq \frac{4\lambda^2}{(2s_q - s_{xy})^2} (s_{xy} - s_q(2 - s_q)). \quad (51b)$$

- if $0 \leq s_{xy} \leq \min(s_q, s_q(2 - s_q))$, the scheme is L^∞ stable on

$$|\mathbf{V}|_1 \leq \lambda\gamma.$$

- if $s_q(2 - s_q) \leq s_{xy} \leq \min(s_q, 2(2 - s_q))$, the scheme is L^∞ stable on (51a, 51b).
- if $s_{xy} = 2s_q$ and $1 < s_{xy} \leq 2$, the scheme is L^∞ stable on the intersection of (50) and

$$|\mathbf{V}|_\infty \leq \lambda \left(\frac{2 - s_{xy}}{s_{xy}} \right).$$

- if $s_{xy} = s_q = 0$, the scheme is unconditionally L^∞ stable.
- For all other \mathbf{s} , no \mathbf{V} corresponds to a L^∞ stable scheme.

B.2. For an intrinsic diffusion

Proposition B.3. Let $\mathbf{V} \in \mathbb{R}^2$, $(s_q, s_{xy}) \in \mathbb{R}^2$, consider the D_2Q_4 MRT scheme associated with the relaxation parameters $(0, s_q, s_q, s_{xy})$, and the equilibrium

$$\mathbf{m}^{\text{eq}}(\mathbf{0}) = \rho(1, V^x, V^y, 0).$$

Note $\gamma = s_{xy}/s_q$,

- if $0 \leq s_{xy} \leq \min(s_q, 2 - s_q)$, the scheme is L^∞ stable for all \mathbf{V} such that

$$|\mathbf{V}|_\infty \leq \frac{\lambda\gamma}{2}.$$

- if $s_q \leq \min(1, s_{xy})$ and $s_{xy} \leq 2s_q$ the scheme is L^∞ stable for all \mathbf{V} such that

$$|\mathbf{V}|_\infty \leq \frac{\lambda(2-\gamma)}{2}.$$

- if $s_q \geq \max(1, 2 - s_{xy})$ and $s_{xy} \leq 2(2 - s_q)$ the scheme is L^∞ stable for all \mathbf{V} such that

$$|\mathbf{V}|_\infty \leq \frac{\lambda(\frac{4}{s_q} - 2 - \gamma)}{2}.$$

- if $s_{xy} = s_q = 0$, the scheme is unconditionally L^∞ stable.
- For all other \mathbf{s} , no \mathbf{V} corresponds to a L^∞ stable scheme.

Proposition B.4. Let $\mathbf{V} \in \mathbb{R}^2$, $(s_q, s_{xy}) \in \mathbb{R}^2$, consider the D_2Q_4 scheme relative to $\tilde{\mathbf{u}} = \mathbf{V}$ associated with the relaxation parameters $(0, s_q, s_q, s_{xy})$, and the equilibrium

$$\mathbf{m}^{\text{eq}}(\mathbf{V}) = \rho(1, 0, 0, (V^y)^2 - (V^x)^2).$$

Note $\gamma_1 = (2s_q - s_{xy})/(s_q - s_{xy})$ and $\gamma_2 = s_{xy}/(s_q - s_{xy})$,

- if $s_q < s_{xy} \leq \min(2s_q, 2(2 - s_q))$, the scheme is stable for all \mathbf{V} such that

$$\begin{aligned} (V^x \pm \frac{\lambda\gamma_1}{2})^2 - (V^y)^2 &\leq \frac{\lambda^2\gamma_1\gamma_2}{4}, \\ (V^x \pm \lambda\frac{\gamma_1 + \gamma_2}{4})^2 - (V^y \mp \frac{\lambda}{2})^2 &\leq \frac{\lambda^2\gamma_2^2}{4}, \\ (V^x \pm \lambda\frac{\gamma_1 + \gamma_2}{4})^2 - (V^y \pm \frac{\lambda}{2})^2 &\leq \frac{\lambda^2\gamma_2^2}{4}, \\ (V^x \pm \frac{\lambda\gamma_2}{2})^2 - (V^y)^2 &\leq \frac{\lambda^2}{4(s_q - s_{xy})^2}(4s_q^2 - 2s_qs_{xy} - s_{xy}^2 + 8(s_{xy} - s_q)), \end{aligned}$$

plus the analogous inequalities exchanging V^x and V^y .

- if $s_{xy} \leq \min(s_q, 2(2 - s_q))$, the scheme is stable for all \mathbf{V} such that

$$\begin{aligned} (V^x \pm \frac{\lambda\gamma_1}{2})^2 - (V^y)^2 &\geq \frac{\lambda^2\gamma_1\gamma_2}{4}, \\ (V^x \pm \lambda\frac{\gamma_1 + \gamma_2}{4})^2 - (V^y \mp \frac{\lambda}{2})^2 &\geq \frac{\lambda^2\gamma_2^2}{4}, \\ (V^x \pm \lambda\frac{\gamma_1 + \gamma_2}{4})^2 - (V^y \pm \frac{\lambda}{2})^2 &\geq \frac{\lambda^2\gamma_2^2}{4}, \\ (V^x \pm \frac{\lambda\gamma_2}{2})^2 - (V^y)^2 &\geq \frac{\lambda^2}{4(s_q - s_{xy})^2}(4s_q^2 - 2s_qs_{xy} - s_{xy}^2 + 8(s_{xy} - s_q)), \end{aligned}$$

plus the analogous inequalities exchanging V^x and V^y .

- if $s_{xy} = s_q \leq 1$, the scheme is L^∞ stable for all \mathbf{V} such that

$$|\mathbf{V}|_\infty \leq \frac{\lambda}{2}.$$

- if $1 \leq s_{xy} = s_q \leq 4/3$, the scheme is L^∞ stable for all \mathbf{V} such that

$$|\mathbf{V}|_\infty \leq \frac{\lambda}{2} \left(\frac{4}{s} - 3 \right).$$

- For all other \mathbf{s} , no \mathbf{V} corresponds to a L^∞ stable scheme.

APPENDIX C. PROOF OF THE PROPOSITION 3.5

The positivity of the matrix shifting from \mathbf{f} to \mathbf{f}^* is equivalent to

$$\lambda(2s_q - s_{xy})(\lambda \pm (V^x + (-1)^i V^y)) + 2(-1)^i (s_q - s_{xy}) V^x V^y \geq 0, \quad (52a)$$

$$\lambda^2 s_{xy} \pm \lambda(s_{xy} V^x + (-1)^i (2s_q - s_{xy}) V^y) + 2(-1)^i (s_q - s_{xy}) V^x V^y \geq 0, \quad (52b)$$

$$\lambda^2 s_{xy} \pm \lambda(s_{xy} V^y + (-1)^i (2s_q - s_{xy}) V^x) + 2(-1)^i (s_q - s_{xy}) V^x V^y \geq 0, \quad (52c)$$

$$4\lambda^2 - ((2s_q + s_{xy})\lambda^2 \pm s_{xy}\lambda(V^x + (-1)^i V^y) - 2(-1)^i (s_q - s_{xy}) V^x V^y) \geq 0. \quad (52d)$$

for $i = 0, 1$. We begin by the case $s_q = s_{xy}$ of a BGK scheme corresponding to the proposition 3.4. The four inequations (52a) to (52d) become

$$\lambda s_q (\lambda \pm (V^x + (-1)^i V^y)) \geq 0, \quad (53)$$

$$s_q (\lambda \pm (V^x + (-1)^i V^y)) \geq 0, \quad (54)$$

$$s_q (\lambda \pm (V^y + (-1)^i V^x)) \geq 0, \quad (55)$$

$$4\lambda^2 - s_q (3\lambda^2 \pm \lambda(V^x + (-1)^i V^y)) \geq 0. \quad (56)$$

The case $s_q \leq 0$ is impossible because no velocity \mathbf{V} would verify these four inequalities requiring $V^x \pm V^y$ to be simultaneously greater than λ and inferior to $-\lambda$. Then $s_q \geq 0$ that leads to

$$|\mathbf{V}|_1 \leq \min(\lambda, \lambda(\frac{4}{s_q} - 3)),$$

that gives exactly the proposition 3.4 according to the choice of s_q . If $s_{xy} \neq s_q$, we can write the inequalities (52a) to (52d) thanks to γ_1 and γ_2 . If $s_{xy} < s_q$, we obtain

$$\lambda \frac{\gamma_1}{2} (\lambda \pm (V^x + (-1)^i V^y)) + (-1)^i V^x V^y \geq 0, \quad i = 0, 1, \quad (57a)$$

$$\lambda^2 \frac{\gamma_2}{2} \pm \frac{\lambda}{2} (\gamma_2 V^x + (-1)^i \gamma_1 V^y) + (-1)^i V^x V^y \geq 0, \quad i = 0, 1, \quad (57b)$$

$$\lambda^2 \frac{\gamma_2}{2} \pm \frac{\lambda}{2} (\gamma_2 V^y + (-1)^i \gamma_1 V^x) + (-1)^i V^x V^y \geq 0, \quad i = 0, 1, \quad (57c)$$

$$\frac{4 - (2s_q + s_{xy})}{2(s_q - s_{xy})} \lambda^2 \pm \frac{\gamma_2}{2} \lambda (V^x + (-1)^i V^y) + (-1)^i V^x V^y \geq 0, \quad i = 0, 1. \quad (57d)$$

We do the following change of variable $\mathcal{V}^x = V^x + V^y$, $\mathcal{V}^y = V^x - V^y$. Noticing that $\gamma_1 - \gamma_2 = 2$, the inequalities (57a) to (57d) are equivalent to

$$2\lambda\gamma_1(\lambda \pm \mathcal{V}^x) + (\mathcal{V}^x)^2 - (\mathcal{V}^y)^2 \geq 0, \quad (58a)$$

$$2\lambda^2\gamma_2 \pm 2\lambda\left(\frac{\gamma_1 + \gamma_2}{2}\mathcal{V}^x - \mathcal{V}^y\right) + (\mathcal{V}^x)^2 - (\mathcal{V}^y)^2 \geq 0, \quad (58b)$$

$$2\lambda^2\gamma_2 \pm 2\lambda\left(\frac{\gamma_1 + \gamma_2}{2}\mathcal{V}^x + \mathcal{V}^y\right) + (\mathcal{V}^x)^2 - (\mathcal{V}^y)^2 \geq 0, \quad (58c)$$

$$\frac{8 - (4s_q + 2s_{xy})}{s_q - s_{xy}}\lambda^2 \pm 2\gamma_2\lambda\mathcal{V}^x + (\mathcal{V}^x)^2 - (\mathcal{V}^y)^2 \geq 0, \quad (58d)$$

for $i = 0$ in addition to the ones obtained exchanging \mathcal{V}^x and \mathcal{V}^y corresponding to $i = 1$. We center these inequalities to get the identities from (41a) to (41d). The case $s_q \leq s_{xy}$ is obtained by changing the sense of the inequalities. It is characterized by the inequalities from (40a) to (40d).

We begin by treating the case $s_q < s_{xy}$ corresponding to the inequalities from (40a) to (40d). The case $s_q > s_{xy}$ will be considered further. The reasoning first eliminates the couples (s_q, s_{xy}) leading to no stable velocity and then concentrates on stable areas. First, we assume that $s_{xy} > \max(0, 2s_q)$ and show that there is no stable velocity \mathbf{V} . Since $s_{xy} > s_q$, we have $\gamma_1\gamma_2 \leq 0$ and the equation (40a) reads

$$(\mathcal{V}^y)^2 - (\mathcal{V}^x \pm \lambda\gamma_1)^2 \geq -\lambda^2\gamma_1\gamma_2,$$

plus the two ones obtained exchanging \mathcal{V}^x and \mathcal{V}^y . The intersection of these four hyperbolic areas is empty.

Secondly we eliminate the case $s_q < s_{xy} < 0$. In this situation, $\gamma_1\gamma_2$ is nonnegative (γ_1 and γ_2 are both nonnegative) and (40a) has a solution if and only if the abscissa of the right pole of the hyperbole centered in $-\lambda\gamma_1$ is nonnegative. This reads

$$-\lambda\gamma_1 + \lambda(\gamma_1\gamma_2)^{\frac{1}{2}} \geq 0 \iff \gamma_1 \leq \gamma_2 \iff s_{xy} \leq s_q.$$

The last inequality contradicts our hypothesis and there is no stable velocity when $s_q < s_{xy} < 0$.

It remains to treat the case $s_q < s_{xy} \leq 2s_q$ for which $\gamma_1\gamma_2 \geq 0$. The equation (40a) has some solutions \mathbf{V} if and only if the abscissa of the right pole P of the hyperbole centered in $\lambda\gamma_1$ is nonnegative

$$\lambda\gamma_1 + \lambda(\gamma_1\gamma_2)^{\frac{1}{2}} \geq 0. \quad (59)$$

The area satisfying these inequations corresponds to the points A, B, C, D on the figure 35. It increases as the abscissa of P increases. The inequality (59) is equivalent to $\gamma_1 \leq 0$, that is verified since $s_q < s_{xy} \leq 2s_q$.

For the equation (40d), there are two cases. Hence

$$4s_q^2 - 2s_qs_{xy} - s_{xy}^2 + 8(s_{xy} - s_q) \leq 0,$$

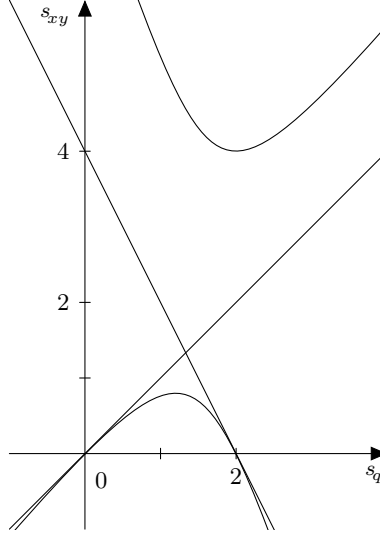


FIGURE 34. Hyperbole $4s_q^2 - 2s_q s_{xy} - s_{xy}^2 + 8(s_{xy} - s_q) = 0$, and straight lines $s_{xy} = 2 - s_q$ and $s_{xy} = s_q$.

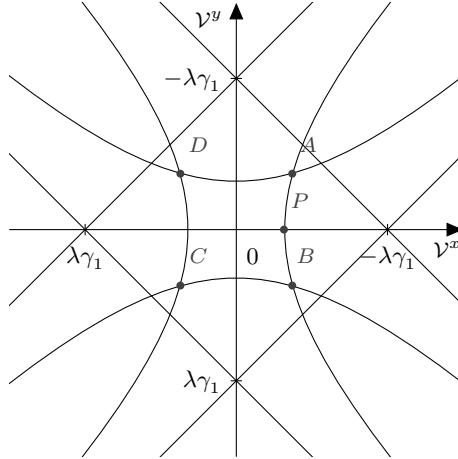


FIGURE 35. Layout of the bounds of the L^∞ stability areas corresponding to (40a) and (40d) for the twisted D_2Q_4 scheme relative to $\tilde{\mathbf{u}} = \mathbf{V}$ with an intrinsic diffusion.

then the reasoning is the same as the one made in the case $s_{xy} > \max(0, s_q)$ to show that there is no stable velocity. Hence

$$4s_q^2 - 2s_q s_{xy} - s_{xy}^2 + 8(s_{xy} - s_q) \geq 0,$$

then the abscissa of the right pole of the hyperbole centered in $\lambda\gamma_2$ must be nonnegative:

$$\lambda\gamma_2 + \frac{\lambda}{|s_q - s_{xy}|} (4s_q^2 - 2s_q s_{xy} - s_{xy}^2 + 8(s_{xy} - s_q))^{\frac{1}{2}} \geq 0.$$

The parameter γ_2 being negative, this is equivalent to

$$\frac{1}{(s_q - s_{xy})^2} (4s_q^2 - 2s_q s_{xy} - s_{xy}^2 + 8(s_{xy} - s_q)) \geq \gamma_2^2,$$

and so to

$$(s_q - s_{xy})(4s_q + 2s_{xy} - 8) \geq 0 \iff s_{xy} \leq 2(2 - s_q),$$

since $s_q \leq s_{xy}$.

We now summarize the results we have obtained for $s_q < s_{xy}$. We have proven that if $s_q < s_{xy}$, the inequalities (40a) and (40d) have solutions for if $s_{xy} \leq \min(2s_q, 2(2 - s_q))$. It remains to prove that (40c) and (40b) have also solutions in this case.

The conditions (40c) and (40b) lead to a non empty area in \mathbf{V} since the intersection I (figure 36) between the hyperbole given by (40c) centered in $(-\lambda(\gamma_1 + \gamma_2)/2, \lambda)$ and the straight line $\mathcal{V}^y = 0$ has a negative abscissa. The same condition on the intersection of the hyperbole centered in $(-\lambda(\gamma_1 + \gamma_2)/2, -\lambda)$ and $\mathcal{V}^y = 0$ is requested for the equation (40b). We focus on the hyperbole centered in $(-\lambda(\gamma_1 + \gamma_2)/2, \lambda)$ associated with (40c), because the one associated with (40b) leads to the same result. The intersections of the hyperbole of equation

$$(\mathcal{V}^x + \lambda \frac{\gamma_1 + \gamma_2}{2})^2 - (\mathcal{V}^y - \lambda)^2 = \lambda^2 \gamma_2^2,$$

with $\mathcal{V}^y = 0$ verify

$$(\mathcal{V}^x + \lambda \frac{\gamma_1 + \gamma_2}{2})^2 - \lambda^2 = \lambda^2 \gamma_2^2.$$

Their abscissas are then given by

$$-\lambda \frac{\gamma_1 + \gamma_2}{2} \pm \lambda(\gamma_2^2 + 1)^{\frac{1}{2}}.$$

We check when the abscissa of the point I of the figure 36 is negative

$$-\lambda \frac{\gamma_1 + \gamma_2}{2} - \lambda(\gamma_2^2 + 1)^{\frac{1}{2}} \leq 0 \iff \left(\frac{\gamma_1 + \gamma_2}{2}\right)^2 \leq \gamma_2^2 + 1 \iff s_q^2 \leq s_{xy}^2 + (s_q - s_{xy})^2.$$

This is equivalent to $s_{xy}(s_{xy} - s_q) \geq 0$, that is valid because $s_{xy} \leq s_q$.

We now focus on the case $s_{xy} < s_q$ corresponding to the inequalities from (41a) to (41d). Let's begin by eliminating the case $2s_q \leq s_{xy} < s_q$. In this case (41a) has solutions if and only if both poles of the hyperbole centered in $-\lambda\gamma_1$ ($\gamma_1 \leq 0$) have nonnegative abscissas that reads

$$-\lambda(\gamma_1 + (\gamma_1\gamma_2)^{\frac{1}{2}}) \geq 0.$$

Because of the negativity of γ_1 , this is equivalent to $s_q \leq s_{xy}$ that contradicts our hypothesis.

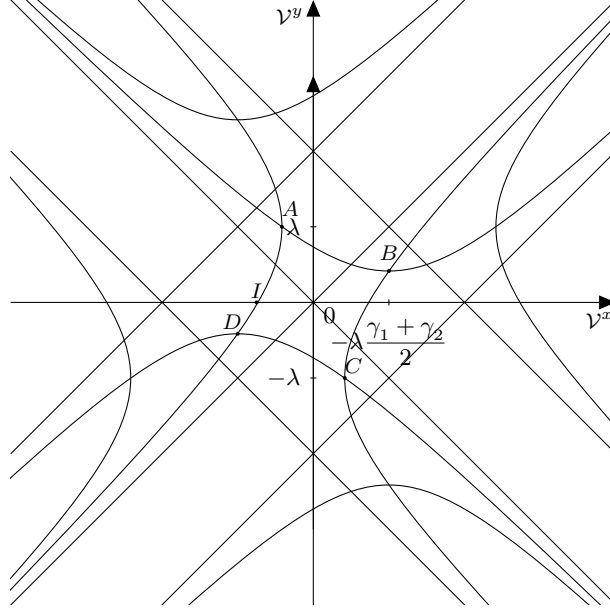


FIGURE 36. Layout of the bounds of the L^∞ stability areas corresponding to (40c) and (40b) for the twisted D_2Q_4 scheme relative to $\tilde{\mathbf{u}} = \mathbf{V}$ with an intrinsic diffusion.

Second, we eliminate the area $2(2 - s_q) \leq s_{xy} < s_q$. This is done showing that there is no solution to (41d). In this area, we have

$$4s_q^2 - 2s_q s_{xy} - s_{xy}^2 + 8(s_{xy} - s_q) \geq 0,$$

(figure 34) so that (41d) has a solution if and only if the abscissas of both poles of the hyperbole centered in $\lambda|\gamma_2|$ are nonnegative. This reads

$$\lambda|\gamma_2| - \frac{\lambda}{|s_q - s_{xy}|} (4s_q^2 - 2s_q s_{xy} - s_{xy}^2 + 8(s_{xy} - s_q))^{\frac{1}{2}} \geq 0,$$

that is equivalent to $s_{xy} \leq 2(2 - s_q)$. This contradicts our hypothesis.

It remains to eliminate the area $s_{xy} < \min(0, s_q, 2(2 - s_q))$ corresponding to $\gamma_1 \geq 0$ and $\gamma_2 \leq 0$. If $s_q \leq 0$, then $\frac{\gamma_1 + \gamma_2}{2} \leq 0$ and the inequality (41c) is non empty if the abscissas of the intersections of the hyperbole centered in $(-\lambda(\gamma_1 + \gamma_2)/2, \lambda)$ with $\mathcal{V}^y = 0$ are both nonnegative. This is equivalent to

$$-\lambda \frac{\gamma_1 + \gamma_2}{2} - \lambda(\gamma_2^2 + 1)^{\frac{1}{2}} \geq 0 \iff \left(\frac{\gamma_1 + \gamma_2}{2}\right)^2 \geq \gamma_2^2 + 1 \iff s_q^2 \geq s_{xy}^2 + (s_q - s_{xy})^2.$$

This is equivalent to $s_{xy}(s_{xy} - s_q) \leq 0$, that is verified for $s_{xy} \geq s_q$ since $s_{xy} < 0$. This enters in contradiction with our hypothesis. If $s_q > 0$, the reasoning is symmetric with respect to the ordinates axis ($\mathcal{V}^x = 0$) and leads to the same contradiction.

To close the proof, it remains to guarantee the existence of at least one velocity stable in the triangle defined by $0 \leq s_{xy} \leq \min(s_q, 2(2 - s_q))$. The equation (41a) has a non empty stability area if and only if the two poles of the hyperbole centered in $\lambda\gamma_1$ have a nonnegative abscissa: this case, illustrated by the figure 19, is equivalent to

$$\lambda(\gamma_1 - (\gamma_1\gamma_2)^{\frac{1}{2}}) \geq 0.$$

This inequality is equivalent to $\gamma_1 \geq 0$, that is true for $s_{xy} \leq s_q$.

For the equation (41d), we distinguish two cases: the first is

$$4s_q^2 - 2s_qs_{xy} - s_{xy}^2 + 8(s_{xy} - s_q) \geq 0.$$

There is a non empty stability area if and only if the two poles of the hyperbole centered in $\lambda\gamma_2$ have nonnegative abscissas (represented on the figure 19): this reads

$$\lambda\gamma_2 - \frac{\lambda}{|s_q - s_{xy}|} (4s_q^2 - 2s_qs_{xy} - s_{xy}^2 + 8(s_{xy} - s_q))^{\frac{1}{2}} \geq 0.$$

This inequality is equivalent to $s_{xy} \leq 2(2 - s_q)$. Otherwise,

$$4s_q^2 - 2s_qs_{xy} - s_{xy}^2 + 8(s_{xy} - s_q) \leq 0,$$

and the equation (41d) reads

$$(\mathcal{V}^y)^2 - (\mathcal{V}^x \pm \lambda\gamma_2)^2 \leq -\frac{\lambda^2}{(s_q - s_{xy})^2} (4s_q^2 - 2s_qs_{xy} - s_{xy}^2 + 8(s_{xy} - s_q)).$$

This inequation has always solutions: the area of stability in \mathbf{V} is analogous to the one represented on the figure 24.

The inequations (41c) and (41b), illustrated on the figure 37, have solutions since the two intersections of the hyperbole centered in $(\lambda(\gamma_1 + \gamma_2)/2, -\lambda)$ with $\mathcal{V}^y = 0$ have nonnegative abscissas

$$\lambda \frac{\gamma_1 + \gamma_2}{2} - \lambda(\gamma_2^2 + 1)^{\frac{1}{2}} \geq 0 \iff \left(\frac{\gamma_1 + \gamma_2}{2}\right)^2 \geq \gamma_2^2 + 1 \iff s_q^2 \geq s_{xy}^2 + (s_q - s_{xy})^2.$$

This is equivalent to $s_{xy}(s_{xy} - s_q) \leq 0$, that is verified for $s_{xy} \leq s_q$.

REFERENCES

- [1] P. Asinari. Generalized local equilibrium in the Cascaded Lattice Boltzmann method. *Phys.Rev.*, 519, 2008.
- [2] A. Augier, F. Dubois, B. Graille, and P. Lallemand. On rotational invariance of lattice Boltzmann schemes. *Computers and Mathematics with Applications*, 67(2):239–255, 2014.
- [3] M. K. Banda, W.-A. Yong, and A. Klar. A Stability Notion for Lattice Boltzmann Equations. *SIAM J. Sci. Comput.*, 27(6):2098–2111, 2006.
- [4] P. L. Bhatnagar, E. P. Gross, and M. Krook. The Lattice Boltzmann equation: theory and applications. *Physics Reports*, (94):145–197, 1954.
- [5] S. Chen and G. D. Doolen. Lattice Boltzmann Method for fluid flows. *Annu. Rev. Fluid Mech.*, 30, 329–364, 1998.
- [6] S. Dellacherie. Construction and Analysis of Lattice Boltzmann Methods Applied to 1D Convection-Diffusion Equation. *Acta. Appl. Math.*, 2013.

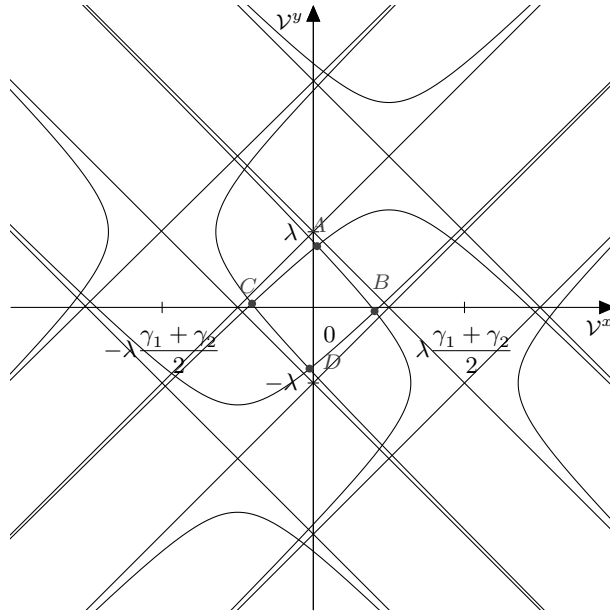


FIGURE 37. Layout of the bounds of the L^∞ stability areas corresponding to (41c) and (41b) for the twisted scheme relative to $\tilde{\mathbf{u}} = \mathbf{V}$ with an intrinsic diffusion.

- [7] P. J. Dellar. Lattice kinetic schemes for magnetohydrodynamics. *J. Comput. Phys.*, 179(1):95–126, 2002.
- [8] D. d’Humières. Generalized Lattice-Boltzmann equations. In *Rarefied Gas Dynamics: Theory and simulation*, volume 159, pages 450–458. AIAA Progress in astronomy and aeronautics, 1992.
- [9] D. d’Humières, Y. H. Qian, and P. Lallemand. Lattice BGK models for Navier-Stokes equation. *EPL (Europhysics Letters)*, 17(6):479, 1992.
- [10] F. Dubois. Equivalent partial differential equations of a lattice Boltzmann scheme. *Computers and Mathematics with Applications*, 55:1441–1449, 2008.
- [11] F. Dubois. Third order equivalent equation of Lattice Boltzmann scheme. *Discrete Contin. Dyn. Syst.*, 23(1-2):221–248, 2009.
- [12] F. Dubois, T. Février, and B. Graille. Lattice Boltzmann schemes with relative velocities. *Accepted in Communications in Computational Physics*.
- [13] F. Dubois, T. Février, and B. Graille. On the stability of a relative velocity lattice Boltzmann scheme for compressible Navier-Stokes equations. *Submitted to C.R. mécanique*.
- [14] T. Février. Extension et analyse des schémas de Boltzmann sur réseau : les schémas à vitesse relative. *PhD thesis, Univ. Orsay*, 2014.
- [15] M. Geier. Ab initio derivation of the cascaded Lattice Boltzmann Automaton. *PhD thesis, Univ. Freiburg*, 2006.
- [16] M. Geier, A. Greiner, and J. C. Korvink. Cascaded digital Lattice Boltzmann automata for high Reynolds number flow. *Phys.Rev. E*, 73, 066705, 2006.
- [17] I. Ginzburg, D. d’Humières, and A. Kuzmin. Optimal Stability of Advection-Diffusion Lattice Boltzmann Models with Two Relaxation Times for Positive/Negative Equilibrium. *J. Stat. Phys.*, 139:1090–1143, 2010.
- [18] B. Graille. Approximation of mono-dimensional hyperbolic systems : A lattice Boltzmann scheme as a relaxation method. *J. Comp. Phys.*, 266(3179757):74–88, 2014.

- [19] X. He, S. Chen, and R. Zhang. A lattice Boltzmann scheme for incompressible multiphase flow and its application of Rayleigh-Taylor instability. *J. Comp. Phys.*, 152:642–663, 1999.
- [20] M. Junk, A. Klar, and L.-S. Luo. Asymptotic analysis of the lattice Boltzmann equation. *J. Comput. Phys.*, 210:676–704, 2005.
- [21] M. Junk and W.-A. Yong. Weighted L^2 -stability of the lattice Boltzmann method. *SIAM J. Num. Anal.*, 47(3):1651–1665, 2009.
- [22] P. Lallemand and L.-S. Luo. Theory of the Lattice Boltzmann method: Dispersion, dissipation, isotropy, Galilean invariance and stability. *Phys.Rev.*, 61:6546, 2000.
- [23] P. Lascaux and R. Theodor. *Analyse numérique matricielle appliquée à l'art de l'ingénieur (tome 1 : méthodes directes)*. Masson, 1993.
- [24] S. Marié, D. Ricot, and P. Sagaut. Comparison between Lattice Boltzmann method and Navier-Stokes high order schemes for computational aeroacoustics. *J. Comput. Phys.*, 228(4):1056–1070, 2009.
- [25] M. Rheinländer. On the stability structure for lattice Boltzmann schemes. *Computers and Mathematics with Applications*, 59:2150–2167, 2010.
- [26] J. D. Sterling and S. Chen. Stability Analysis of Lattice Boltzmann methods. *J. Comp. Phys.*, 123:196–206, 1996.
- [27] R. F. Warming and B. J. Hyett. The modified equation approach to the stability and accuracy analysis of finite difference methods. *J. Comp. Physics*, 14:159–179, 1974.

(François Dubois) LABORATOIRE DES STRUCTURES ET DES SYSTÈMES COUPLÉS, CONSERVATOIRE NATIONAL DES ARTS ET MÉTIERS, PARIS – DÉPARTEMENT DE MATHÉMATIQUES, UNIV PARIS SUD, LABORATOIRE DE MATHÉMATIQUES, UMR 8628, ORSAY, F-91405

E-mail address: `Francois.Dubois@math.u-psud.fr`

(Tony Février) UNIV PARIS SUD, LABORATOIRE DE MATHÉMATIQUES, UMR 8628, ORSAY, F-91405, ORSAY, F-91405

E-mail address: `Tony.Février@math.u-psud.fr`

(Benjamin Graille) UNIV PARIS SUD, LABORATOIRE DE MATHÉMATIQUES, UMR 8628, ORSAY, F-91405, CNRS, ORSAY, F-91405

E-mail address: `Benjamin.Graille@math.u-psud.fr`