



HAL
open science

Theory of long-range ultracold atom-molecule photoassociation

Jesús Pérez-Ríos, Maxence Lepers, Olivier Dulieu

► **To cite this version:**

Jesús Pérez-Ríos, Maxence Lepers, Olivier Dulieu. Theory of long-range ultracold atom-molecule photoassociation. 2015. hal-01149606

HAL Id: hal-01149606

<https://hal.science/hal-01149606v1>

Preprint submitted on 7 May 2015

HAL is a multi-disciplinary open access archive for the deposit and dissemination of scientific research documents, whether they are published or not. The documents may come from teaching and research institutions in France or abroad, or from public or private research centers.

L'archive ouverte pluridisciplinaire **HAL**, est destinée au dépôt et à la diffusion de documents scientifiques de niveau recherche, publiés ou non, émanant des établissements d'enseignement et de recherche français ou étrangers, des laboratoires publics ou privés.

Theory of long-range ultracold atom-molecule photoassociation

Jesús Pérez-Ríos,^{1,2} Maxence Lepers,² and Olivier Dulieu²

¹*Department of Physics and Astronomy, Purdue University, West Lafayette, IN 47907, USA*

²*Laboratoire Aimé Cotton, CNRS/ Université Paris-Sud/ ENS Cachan, Bât 505, 91405 Orsay, France*

(Dated: May 7, 2015)

The creation of ultracold molecules is currently limited to diatomic species. In this letter we present a theoretical description of the photoassociation of ultracold atoms and molecules to create ultracold excited triatomic molecules, thus being a novel example of light-assisted ultracold chemical reaction. The calculation of the photoassociation rate of ultracold Cs atoms with ultracold Cs₂ molecules in their rovibrational ground state is reported, based on the solution of the quantum dynamics involving the atom-molecule long-range interactions, and assuming a model potential for the short-range physics. The rate for the formation of excited Cs₃ molecules is predicted to be comparable with currently observed atom-atom photoassociation rates. We formulate an experimental proposal to observe this process relying on the available techniques of optical lattices and standard photoassociation spectroscopy.

Ultracold dilute gases at temperatures much lower than 1 mK offer new opportunities for the study of elementary reactive processes between atoms and molecules. As emphasized in seminal review articles [1, 2] this so-called ultracold chemistry is freed from averaging on large velocity distributions. Thus in this regime the quantum nature of the processes can be accessed, like the presence of resonances, or the sensitivity to long-range interactions which can induce anisotropic arrangements prior to the reaction. One of the most advanced experiments in this direction is undoubtedly under progress in JILA at Boulder, where quantum threshold collisions induced by tunneling through a centrifugal barrier between fermionic ultracold KRb molecules have been detected [3, 4]. Many experiments demonstrated that conditions suitable for inducing chemical reactions between ultracold ground state alkali-metal atoms and molecules tightly bound in their electronic ground state are reachable. Ultracold collisions between Cs atoms and Cs₂ [5, 6] or LiCs [7] molecules, of Rb and Cs atoms with RbCs molecules [8], or of K and Rb atoms with KRb molecules [9] have been detected through atom trap losses. Three-body recombination in a Rb quantum gas has been characterized [10], and features associated to universal N -body (up to $N = 5$) resonances induced by collisions between atoms and weakly-bound molecules have been observed in quantum degenerate gases [11–16].

However the deep understanding of the collisional dynamics is still to come as none of these achievements were able to characterize the nature and the state distribution of the final products [17, 18]. The heavy mass of alkali-metal species leads to a huge density of resonant states related to the numerous rovibrational levels accessible during an atom/molecule or a molecule/molecule collision, preventing them to be individually characterized. Models connecting the standard treatment of long-range interactions between particles to a statistical description of the resonances mostly resulting from short-range couplings have been developed [18–21]. The main quantita-

tive uncertainty of such models arises from the estimation of the actual amount of resonant states which are indeed active during the collision.

In this letter, we propose to use the well-known photoassociation (PA) process to get more insight into such collisions between ultracold atoms and molecules. PA of an ultracold atom pair is a laser-assisted collision creating an electronically-excited diatomic molecule often in a weakly-bound energy level [22, 23]. Under favorable circumstances such a short-lived molecule can decay by spontaneous emission (SE) into a rovibrational level of a stable electronic state. The PA+SE process played a crucial role in creating samples of stable ultracold molecules [24–27]. This is the simplest example of the formation of a chemical bond under ultracold conditions. The PA step is mostly controlled by long-range atom-atom interactions [28–30], while the SE step involves short-range interaction [24, 31]. The knowledge of atom-atom interactions is thus required to fully describe the PA+SE process, which is possible in most cases.

Here we discuss the PA of ultracold alkali-metal atoms and diatomic molecules to create ultracold trimers. We evaluate the rate for PA of ultracold ground state Cs atoms and ultracold ground-state Cs₂ molecules in their lowest rovibrational level, revealing a magnitude similar to the rates observed for atom-atom PA. Our model only involves the long-range interactions between the particles, thus neglecting the influence of the short-range interactions responsible for a possible high density of resonant states. Thus the problem is formally similar to the PA of a pair of atoms of different species. We propose an experimental way to observe the excited Cs₃^{*} molecules using a nearly-degenerate quantum gas of Cs atoms and molecules trapped in an optical lattice [32]. By comparison to the present simplified model, such an observation would shed light on the link between short-range and long-range physics in ultracold processes.

We consider the interaction between two charge distributions A and B with total angular momentum \vec{J}_A

and \vec{J}_B and separated by a distance R along an axis Z joining their center-of-mass and oriented from the molecule toward the atom. It can be split according to two distance ranges: (i) the long-range domain where interactions are determined by the individual properties of A and B and can be accurately calculated, and (ii) the short-range domain where complex chemical interactions take place. Both domains connect around the LeRoy radius R_{LR} accounting for the size of each distribution [33]. For the rest of the paper we consider a Cs($6^2S_{1/2}$) atom and a Cs₂ molecule in the lowest vibrational ($v = 0$) and rotational level $N = 0$ of its electronic ground state $X^1\Sigma_g^+$ as the initial state $|i\rangle$ of PA. We have $R_{LR}^i = 42a_0$ ($a_0 = 0.052917721092$ nm). The laser frequency is assumed to be slightly detuned by δ_{PA} from the D1 or D2 Cs line, so that PA populates energy levels of the Cs₃^{*} complex located below the Cs($6^2P_{3/2}$)+Cs₂($X^1\Sigma_g^+, v = 0, N = 0$) dissociation limit. For these final states we have $R_{LR}^f = 46a_0$. We ignore the Cs(6^2P_j) hyperfine structure for simplicity, and we will consider experimental conditions where it can be a secure approximation.

Following our previous work, the long-range excited atom-ground-state molecule interaction is treated within the second-order degenerate perturbation theory [34, 35]. In brief, the Hamiltonian of the system is written as $\hat{H} = \hat{H}_0 + \hat{W}$, where \hat{H}_0 refers to the energy of the individual particles at infinity. The atomic states are labeled as $|l = 1, s = 1/2, j, \omega\rangle$, where $j = 1/2, 3/2$ is the total angular momentum quantum number and ω its projection on the Z -axis. The molecular states $|X^1\Sigma_g^+, v = 0, N, m_N\rangle$ involves the projection m_N of \vec{N} onto Z . The mutual rotation of the atom and the molecule is not introduced yet, so that the total projection quantum number $\Omega = m_N + \omega$ characterizes the trimer states which will be referred to as $|j, \omega, N, m_N; \Omega; p\rangle$, where $p = (-1)^N$ is the parity. The $\hat{W}(R)$ operator includes the first-order quadrupole-quadrupole term ($\hat{V}_{qq}(R) \propto 1/R^5$, if $N \neq 0$) [36], and the second order dipole-dipole interaction ($\hat{V}_{dd}^{(2)}(R) \propto 1/R^6$) [37].

The Hamiltonian written in the $|j, \omega, N, m_N; \Omega\rangle$ basis is diagonalized, yielding the adiabatic potential energy curves (PECs) for large atom-molecule distances displayed in Fig. 1, for $j = 1/2, 3/2, \Omega = 1/2, 3/2$, and including rotational levels up to $N = 5$. The complex structure of the PECs is due to the coupling between the pure electrostatic interaction and the rotation of the molecule. In particular, these PECs cannot be expressed anymore as a pure R^{-n} expansion. For instance the lowest curve labeled with $N = 0$ at large distance for $j = 3/2, \Omega$ (panels c and e of Fig. 1) is more attractive – and thus more favorable for long-range PA – due to the coupling with the $N = 2$ state (see Fig. 2 in Ref. [34]). We also computed the PECs including only $N = 0, 2$ levels in the Hamiltonian, showing that upper rotational levels only slightly

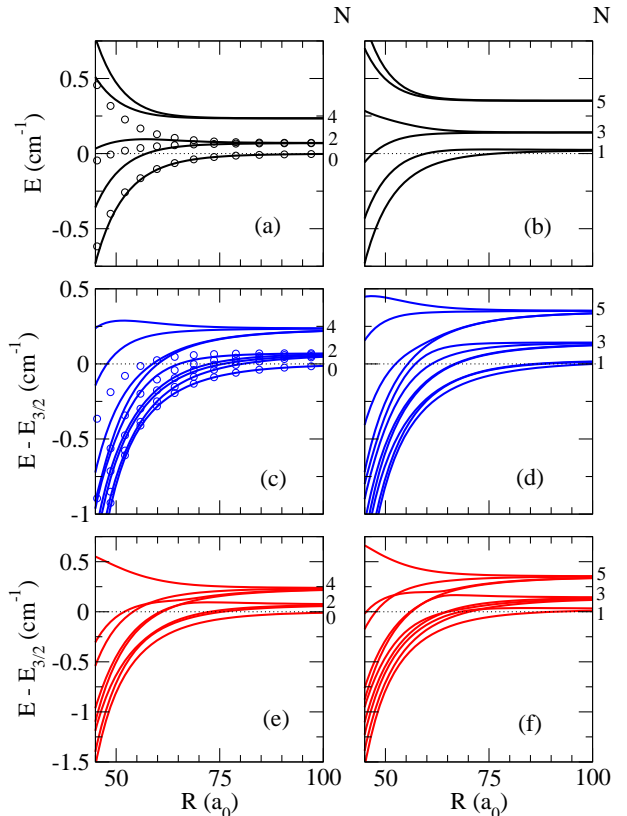


FIG. 1. (Color online) Long-range potential energy curves between a ground-state Cs₂($X^1\Sigma_g^+, v = 0, N$) molecule and an excited atom Cs(6^2P_j) as a function of the scattering coordinate R . (a), (b): $j = 1/2, \Omega = 1/2$; (c), (d): $j = 3/2, \Omega = 1/2$; (e), (f): $j = 3/2, \Omega = 3/2$. The origin of energies is taken at the Cs₂($X, v_d = 0, N = 0$)+Cs($6^2P_{j=1/2}$) limit. Closed circles in (a) and (c) correspond to PECs computed with only $N = 0, 2$ levels in the Hamiltonian.

affect the lowest PECs for $N = 0$. At $R \approx R_{LR}$ the PECs are attractive by at most 1 cm^{-1} , so that we limit our study to PA detunings smaller than 1 cm^{-1} below the Cs D2 line. Note that the PECs correlated to the Cs($6^2P_{1/2}$)+Cs₂($X^1\Sigma_g^+, v = 0, N$) are obviously simpler than in the $j = 3/2$ case, which could yield preferable conditions for a first experimental implementation.

For $R < R_{LR}$, each diagonal term of the above Hamiltonian is smoothly matched to a Lennard-Jones potential $V_{LJ} = D_{LJ}(C_{LJ}/R^6)((C_{LJ}/R^6) - 1)$. The C_{LJ} factor is chosen equal to the computed C_6 coefficient [37], while the depth D_{LJ} is taken large enough to ensure that the short-range part of the wavefunctions have a negligible contribution to the ultracold dynamics. For the initial PA state we have $C_6^i = 12101$ a.u. and $D_e^i = 10867.2 \text{ cm}^{-1}$. For the final PA states of interest here, namely with $j = 3/2, N = 0, 2$ and $|\Omega| = 1/2$, the parameters are $C_6^f(N = 0) = 60311$ a.u., $D_e^f(N = 0) = 1500 \text{ cm}^{-1}$, and $C_6^f(N = 2) = 25311$ a.u., $D_e^f(N = 2) = 500 \text{ cm}^{-1}$.

The radial wavefunctions $|\Psi_f(\Omega, v')\rangle$ associated to the eigenvalue $E_f(v')$ of the coupled states described by the above PECs are calculated with the mapped Fourier grid Hamiltonian (MFGH) method [38] suitable for calculations at large distances as the grid step is mapped onto the local kinetic energy of the channels. We used a grid of $N_g = 4145$ points between $4a_0$ and $7000a_0$ with the MFGH scaling parameter of $\beta = 0.11$ [38] to ensure a proper convergence of the $E_f(v')$ values.

We assume that PA takes place during a s -wave atom-molecule collision at an energy $E_i = k_B T$, where k_B is the Boltzmann constant and T the related temperature. The associated continuum radial wavefunction Ψ_i is computed by solving the Schrödinger equation for the entrance channel with the Numerov method. In the perturbative regime, if the PA laser with intensity I_{PA} , detuning δ_{PA} and polarization \vec{e}_{PA} , hits a level v' of the Cs_3^* complex, the PA rate is expressed as [28]

$$R_{PA}(v', T) = A_{if} \left(\frac{3}{2\pi} \right)^{3/2} \frac{h}{2} n_{mol} \frac{I_{PA}}{I_0} \Lambda_T^3 \Omega_{if}^2 |\langle \Psi_i | \Psi_f(\Omega, v') \rangle| \quad (1)$$

where $\Lambda_T = h\sqrt{1/3\mu k_B T}$, μ is the atom-molecule reduced mass, n_{mol} stands for the Cs_2 density, and $A_{if}(\vec{e}_{PA})$ is an angular factor depending on \vec{e}_{PA} . Its value strongly depends on the initial state of the particles, and we took $A_{if} = 1/2$ as a typical example. As the detuning is assumed to be small, the $|i\rangle \rightarrow |f\rangle$ transition dipole moment is taken as the one for the $6^2S_{1/2} \rightarrow 6^2P_{3/2}$ transition, leading to the corresponding atomic Rabi frequency Ω_{if} and saturation intensity $I_0 = 1.1 \text{ mW/cm}^2$ [28]. For the purpose of comparison among various experimental implementations, it is useful to define the normalized PA rate $K_{PA}(T) = R_{PA}(T)/n_{mol}/\phi_{PA}$ (conveniently expressed in cm^5) where $\phi_{PA} = I_{PA}\lambda_{PA}/hc$ is the PA laser photon flux at the wavelength λ_{PA} [29, 39]. The results for $K_{PA}(T)$ are displayed in Fig. 2a for two different temperatures: at $T = 20 \mu\text{K}$ typical for a magneto-optical trap (MOT), and at $T = 500 \text{ nK}$ representative of a gas close to the quantum degeneracy (QD) regime. Like in the case of heteronuclear diatomic molecules [40], the oscillating pattern reflects the strong variations of the spatial overlap between the initial and final radial wavefunctions with the detuning. As expected from Eq. (1), PA close to the QD regime and for small detunings exhibits a large rate, as already demonstrated in the experiments on Li_2 [41] and Na_2 [42]. We mention that the coupling of the long-range multipolar interactions with the rotational energy quoted above also contributes to enhance the PA rate as the entrance channel $N = 0$ is more attractive. This first principal result is further illustrated in Fig. 2b showing that the predicted PA rate in a MOT environment is comparable to the rates observed with various heteronuclear diatomic species. We recall that the PA rate for Cs_2 at $140 \mu\text{K}$ [39] was larger than most of the PA rates observed under MOT condi-

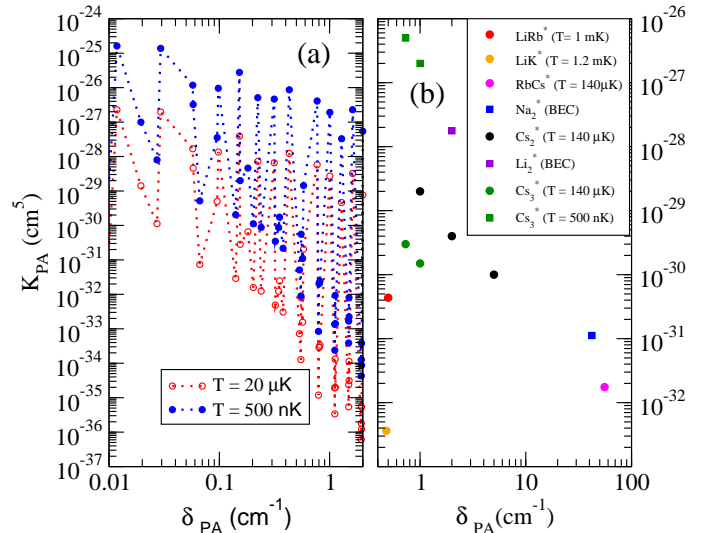


FIG. 2. (Color online) (a) Normalized PA rate K_{PA} as a function of the detuning δ_{PA} of the PA laser with respect to $Cs_2(X^1\Sigma_g^+, \nu = 0, N = 0) + Cs(6^2P_{3/2})$. The points correspond to vibrational levels v' of Cs_3^* for $|\Omega| = 1/2$. The rates are calculated at $T = 20 \mu\text{K}$ (open red circles) and $T = 500 \text{ nK}$ (closed blue circles). (b) Comparison of computed K_{PA} values at $140 \mu\text{K}$ and 500 nK for two Cs_3^* vibrational levels v' at 0.770 and 1.008 cm^{-1} with the theoretical value in Cs_2 [39], and several experimental rates for LiK [43], LiRb [44], RbCs [45], Na_2 [42], and Li_2 [41].

Although the results look very promising, we must discuss whether the conditions of density and temperature for atoms and molecules needed for the formation of Cs_3^* can be satisfied with the available experimental techniques. A density n_{mol} of $Cs_2(X^1\Sigma_g^+, \nu=0, N=0)$ molecules of about $\approx 10^{10}$ to 10^{12} cm^{-3} and temperature $T \sim 500 \text{ nK}$, can be obtained departing from an ultracold sample of ground-state Cs atoms [32] with similar density. These are favorable conditions to initiate a PA experiment where products would be indirectly detected through the loss of molecules.

As discussed above, the direct detection of products is also a central objective to better understand the full dynamics of the process, which could benefit from the presence of an optical lattice (OL). The scheme of our experimental proposal is presented in Fig. 3, based on the conditions of Ref. [32]. The motional degrees of freedom of the atoms are controlled by an OL with wavelength $\lambda_{OL} = 1064.5 \text{ nm}$. The OL intensity is tuned in order to induce a Mott-insulator (MI) state with preferentially two atoms per lattice site (see e.g. Ref. [46]). The magneto-association technique is then applied, creating ground-state Cs_2 molecules in a weakly-bound vibrational level. This population is transferred to the Cs_2 rovibrational ground state by means of stimulated Raman adiabatic passage (STIRAP) technique which yields a molecular MI state to a good approximation [32] (Fig. 3a).

During this sequence a fraction of ultracold atoms remains unpaired. We propose to tune the OL intensity to drive the transition from a MI phase to a superfluid (SF) phase for atoms, keeping the molecules in the MI state (Fig. 3b). Assuming a deep optical lattice with spacing between two successive sites $d = \lambda_{OL}/2$, the MI-to-SF phase transition for the species β ($\beta \equiv \text{Cs}$ or Cs_2) occurs when the lattice depth $V_0^\beta \propto \alpha_d^\beta I_{OL}$ (where I_{OL} is the corresponding intensity and α_d^β the dynamic dipole polarizability of the species at λ_{OL}) satisfies the critical value given by [46]

$$\left(\frac{(V_0^\beta)_c}{E_R^\beta} \right) = \frac{1}{4} \ln^2 \left(\frac{\sqrt{2}d}{\pi a^\beta} \left(\frac{U^\beta}{J^\beta} \right)_c \right) \quad (2)$$

where E_R^β is the recoil energy of the considered species and a^β is the corresponding scattering length. The critical value $(U^\beta/J^\beta)_c$ of the ratio between the on-site interaction U^β and the tunneling energy J^β depends on the number of β particles per OL sites \bar{n} . We will assume $\bar{n}=1$ hereafter, leading to $(U/J)_c = 29.36$ [46] in the case of a simple cubic lattice. At $\lambda_{OL} = 1064.5$ nm, the recoil energies are such that $E_R^{\text{Cs}}/k_B = 64$ nK and $E_R^{\text{Cs}_2}/k_B = 32$ nK. Equation (2) shows that the critical value depends on the scattering length a^α of the two species (taken as positive quantities as a MI phase can be achieved) but only through a logarithmic way. While the variations of a^{Cs} are well established [47, 48], those of a^{Cs_2} are totally unknown. A reasonable assumption is to consider that the experiment is performed under conditions where a^{Cs} and a^{Cs_2} are not taking vanishing or infinite values, such that $d/a^\alpha \gg 1$. This leads to the estimation of the ratio of the critical OL intensities for each species

$$\frac{(I_{OL}^{\text{Cs}_2})_c}{(I_{OL}^{\text{Cs}})_c} \approx \frac{\alpha_d^{\text{Cs}} E_R^{\text{Cs}_2}}{\alpha_d^{\text{Cs}_2} E_R^{\text{Cs}}} = \frac{\alpha_d^{\text{Cs}}}{2\alpha_d^{\text{Cs}_2}}, \quad (3)$$

which must be smaller than unity to ensure that the MI-SF transition is carried out on the atoms without releasing the MI phase of the molecules. Assuming that $\alpha_d^{\text{Cs}_2} \approx 2\alpha_d^{\text{Cs}}$ [49], the ratio indeed amounts to about 1/4. This estimate is further confirmed in Fig. 3d, showing that $(I_{OL}^{\text{Cs}_2})_c/(I_{OL}^{\text{Cs}})_c$ is indeed smaller than unity for a broad range of scattering lengths (Fig. 3c) for both species.

The PA laser is not expected to significantly disturb such an hybrid system. Indeed, for $\lambda_{PA} \approx 852$ nm (or ~ 11737 cm^{-1} , close to the D2 Cs line) the Cs_2 ground state molecule will only weakly absorb such a light due to unfavorable Franck-Condon factors with excited molecular states, hence the related scattering force will be negligible (see Fig. 3 of Ref. [49]).

Finally, assuming that the photoassociated Cs_3^* complex has a radiative lifetime similar to the one of electronically-excited Cs or Cs_2 species, the products

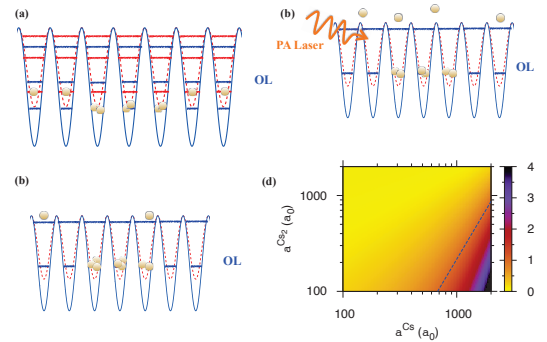


FIG. 3. (Color online) Scheme of the experimental proposal. (a) Preparation of a MI state for both atoms and molecules. (b) The PA laser is applied to a mixed molecular MI – atomic SF state. (c) Excited Cs_3^* molecules are created, and trapped after radiative decay into stable Cs_3 trimers. (d) Contour plot for the ratio of critical OL intensities for Cs and Cs_2 (Eq. (3)) as a function of their respective scattering lengths. The dashed line indicates where this ratio equals unity.

of the decay could be discriminated in the experiment (Fig. 3c). On one hand, the decay of Cs_3^* back into three Cs atoms or a Cs/Cs_2 pair with a kinetic energy release will result in a loss of the fragments from the OL. On the other hand, if stable Cs_3 molecules are created, they will most probably be trapped in the OL, as their recoil energy is even smaller than the Cs_2 one as their larger dipole polarizability induces a deeper trap. A branching ratio between the two decay channels could thus be inferred from the benefit of the "half-collision" character of the process leading to bound products.

The observation of ultracold trimers in a PA experiment will shed light on the role of short-range interactions in ultracold collisions in between two extreme situations: either PA results into well identified resonant features assigned to Cs_3^* levels determined by pure long-range interactions (as in the present model), or PA will reveal a quasicontinuum of levels induced by the strong coupling of such long-range states with numerous resonances of the trimer (as in the approach of Refs [19, 20]). The presented approach can be generalized to stable ultracold Cs_2 molecules in their lowest $^3\Sigma_u^+$ state, but this case could be quite challenging as the PA wavelength will reach the region of numerous Cs_2 excited levels (see Fig. 6 in Ref. [49]). Other species can also be investigated, as for instance the association of Li atoms and K_2 ground state molecules where the K_2 rotational energy is similar to the Li^* spin-orbit splitting, inducing complex patterns in the long-range PECs [35].

The authors acknowledge enlightening discussions with H.-C. Nägerl and K. Lauber in relation with the experimental proposal, and W. Stwalley for helpful discussions about the PA possibility of $^3\Sigma_u^+$ molecules and ultracold atoms. JPR acknowledge funding from IFRAF during the development of this project.

-
- [1] R. V. Krems, *Phys. Chem. Chem. Phys.* **10**, 4079 (2008).
- [2] M. Bell and T. P. Softley, *Mol. Phys.* **107**, 99 (2009).
- [3] K.-K. Ni, S. Ospelkaus, D. Wang, G. Quéméner, B. Neyenhuis, M. H. G. de Miranda, J. L. Bohn, J. Ye, and D. S. Jin, *Nature* **464**, 1324 (2010).
- [4] M. de Miranda, A. Chotia, B. Neyenhuis, D. Wang, G. Quéméner, S. Ospelkaus, J. Bohn, J. Ye, and D. Jin, *Nat. Phys.* **7**, 502 (2011).
- [5] N. Zahzam, T. Vogt, M. Mudrich, D. Comparat, and P. Pillet, *Phys. Rev. Lett.* **96**, 023202 (2006).
- [6] P. Staantum, S. D. Kraft, J. Lange, R. Wester, and M. Weidemüller, *Phys. Rev. Lett.* **96**, 023201 (2006).
- [7] J. Deiglmayr, M. Repp, R. Wester, O. Dulieu, and M. Weidemüller, *Phys. Chem. Chem. Phys.* **13**, 19101 (2011).
- [8] E. R. Hudson, N. B. Gilfoy, S. Kotochigova, J. M. Sage, and D. DeMille, *Phys. Rev. Lett.* **100**, 203201 (2008).
- [9] S. Ospelkaus, K.-K. Ni, D. Wang, M. H. G. de Miranda, B. Neyenhuis, G. Quéméner, P. S. Julienne, J. Bohn, D. S. Jin, and J. Ye, *Science* **327**, 853 (2010).
- [10] A. Härter, A. Krüchow, M. Deiß, B. Drews, E. Tiemann, and J. Hecker Denschlag, *Nature Phys.* **9**, 512 (2013).
- [11] T. Kraemer, M. Mark, P. Waldburger, J. G. Danzl, C. Chin, B. Engeser, A. D. Lange, K. Pilch, A. Jaakkola, H.-C. Nägerl, et al., *Nature* **440**, 315 (2006).
- [12] F. Ferlaino, S. Knoop, M. Berninger, W. Harm, J. P. D’Incao, H.-C. Nägerl, and R. Grimm, *Phys. Rev. Lett.* **102**, 140401 (2009).
- [13] M. Zaccanti, B. Deissler, C. Drrico, M. Fattori, M. Jonaslasinio, S. Müller, G. Roati, M. Inguscio, and G. Modugno, *Nature Phys.* **5**, 586 (2009).
- [14] S. E. Pollack, D. Dries, and R. G. Hulet, *Science* **326**, 1683 (2009).
- [15] A. Zenesini, B. Huang, M. Berninger, S. Besler, H.-C. Nägerl, F. Ferlaino, R. Grimm, C. H. Greene, and J. von Stecher, *New J. Phys.* **15**, 043040 (2013).
- [16] A. Zenesini, B. Huang, M. Berninger, H.-C. Nägerl, F. Ferlaino, and R. Grimm, *Phys. Rev. A* **90**, 022704 (2014).
- [17] D. J. Nesbitt, *Chem. Rev.* **112**, 5062 (2012).
- [18] M. González-Martínez, O. Dulieu, P. Larrégaray, and L. Bonnet, *Phys. Rev. A* **90**, 052716 (2014).
- [19] M. Mayle, B. P. Ruzic, and J. L. Bohn, *Phys. Rev. A* **85**, 062712 (2012).
- [20] M. Mayle, G. Quéméner, B. P. Ruzic, and J. L. Bohn, *Phys. Rev. A* **87**, 012709 (2013).
- [21] J. F. E. Croft and J. L. Bohn, *Phys. Rev. A* **89**, 012714 (2014).
- [22] H. R. Thorsheim, J. Weiner, and P. S. Julienne, *Phys. Rev. Lett.* **58**, 2420 (1987).
- [23] K. M. Jones, E. Tiesinga, P. D. Lett, and P. S. Julienne, *Rev. Mod. Phys.* **78**, 483 (2006).
- [24] A. Fioretti, D. Comparat, A. Crubellier, O. Dulieu, F. Masnou-Seeuws, and P. Pillet, *Phys. Rev. Lett.* **80**, 4402 (1998).
- [25] O. Dulieu and C. Gabbanini, *Rep. Prog. Phys.* **72**, 086401 (2009).
- [26] L. D. Carr and J. Ye, *New J. Phys.* **11**, 055009 (2009).
- [27] C. D. Bruzewicz, M. Gustavsson, T. Shimasaki, and D. DeMille, *New J. Phys.* **16**, 023018 (2014).
- [28] P. Pillet, A. Crubellier, A. Bleton, O. Dulieu, P. Nosbaum, I. Mourachko, and F. Masnou-Seeuws, *J. Phys. B* **30**, 2801 (1997).
- [29] R. Côté and A. Dalgarno, *Phys. Rev. A* **58**, 498 (1998).
- [30] J. L. Bohn and P. S. Julienne, *Phys. Rev. A* **60**, 414 (1999).
- [31] C. M. Dion, C. Drag, O. Dulieu, B. L. Tolra, F. Masnou-Seeuws, and P. Pillet, *Phys. Rev. Lett.* **86**, 2253 (2001).
- [32] J. G. Danzl, M. J. Mark, E. Haller, M. Gustavsson, R. Hart, J. Aldegunde, J. M. Hutson, and H.-C. Nägerl, *Nature Phys.* **6**, 265 (2010).
- [33] R. J. Le Roy, *Can. J. Phys.* **52**, 246 (1974).
- [34] M. Lepers and O. Dulieu, *Europhys. J. D* **65**, 113 (2011).
- [35] M. Lepers and O. Dulieu, *Phys. Chem. Chem. Phys.* **13**, 19106 (2011).
- [36] M. Lepers, O. Dulieu, and V. Kokoouline, *Phys. Rev. A* **82**, 042711 (2010).
- [37] M. Lepers, R. Vexiau, N. Bouloufa, O. Dulieu, and V. Kokoouline, *Phys. Rev. A* **83**, 042707 (2011).
- [38] V. Kokoouline, O. Dulieu, R. Kosloff, and F. Masnou-Seeuws, *J. Chem. Phys.* **110**, 9865 (1999).
- [39] C. Drag, B. L. Tolra, O. Dulieu, D. Comparat, M. Vataescu, S. Boussen, S. Guibal, A. Crubellier, and P. Pillet, *IEEE J. Quant. Electron.* **36**, 1378 (2000).
- [40] S. Azizi, M. Aymar, and O. Dulieu, *Eur. Phys. J. D* **31**, 195 (2004).
- [41] I. D. Prodan, M. Pichler, M. Junker, R. G. Hulet, and J. L. Bohn, *Phys. Rev. Lett.* **91**, 080402 (2003).
- [42] C. McKenzie, J. H. Denschlag, H. Häffner, A. Browaeys, L. E. de Araujo, F. Fatemi, K. M. Jones, J. Simsaran, D. Cho, A. Simoni, et al., *Phys. Rev. Lett.* **88**, 120403 (2002).
- [43] A. Ridinger, S. Chaudhuri, T. Salez, D. R. Fernandez, N. Bouloufa, O. Dulieu, C. Salomon, and F. Chevy, *Europhys. Lett.* **96**, 33001 (2011).
- [44] S. Dutta, J. Lorenz, A. Altaf, D. S. Elliott, and Y. P. Chen, *Phys. Rev. A* **89**, 020702 (2014).
- [45] A. J. Kerman, J. M. Sage, S. Sainis, T. Bergeman, and D. DeMille, *Phys. Rev. Lett.* **92**, 033004 (2004).
- [46] I. Bloch, J. Dalibard, and W. Zwerger, *Rev. Mod. Phys.* **80**, 885 (2008).
- [47] C. Chin, V. Vuletić, A. J. Kerman, S. Chu, E. Tiesinga, P. J. Leo, and C. J. Williams, *Phys. Rev. A* **70**, 032701 (2004).
- [48] M. Berninger, A. Zenesini, B. Huang, W. Harm, H.-C. Nägerl, F. Ferlaino, R. Grimm, P. S. Julienne, and J. M. Hutson, *Phys. Rev. A* **87**, 032517 (2013).
- [49] R. Vexiau, N. Bouloufa, M. Aymar, J. Danzl, M. Mark, H. C. Nägerl, and O. Dulieu, *Eur. Phys. J. D* **65**, 243 (2011).