



HAL
open science

On Linear Frequency Domain Turbo-Equalization of Non Linear Volterra Channels

Bouchra Benammar, Nathalie Thomas, Charly Poulliat, Marie-Laure
Boucheret, Mathieu Dervin

► **To cite this version:**

Bouchra Benammar, Nathalie Thomas, Charly Poulliat, Marie-Laure Boucheret, Mathieu Dervin. On Linear Frequency Domain Turbo-Equalization of Non Linear Volterra Channels. 8th International Symposium on Turbo Codes & Iterative Information Processing - ISTC (2014), Aug 2014, Bremen, Germany. pp. 183-187. hal-01147240

HAL Id: hal-01147240

<https://hal.science/hal-01147240v1>

Submitted on 30 Apr 2015

HAL is a multi-disciplinary open access archive for the deposit and dissemination of scientific research documents, whether they are published or not. The documents may come from teaching and research institutions in France or abroad, or from public or private research centers.

L'archive ouverte pluridisciplinaire **HAL**, est destinée au dépôt et à la diffusion de documents scientifiques de niveau recherche, publiés ou non, émanant des établissements d'enseignement et de recherche français ou étrangers, des laboratoires publics ou privés.



Open Archive TOULOUSE Archive Ouverte (OATAO)

OATAO is an open access repository that collects the work of Toulouse researchers and makes it freely available over the web where possible.

This is an author-deposited version published in : <http://oatao.univ-toulouse.fr/>
Eprints ID : 13116

To link to this article : DOI :10.1109/ISTC.2014.6955110
URL : <http://dx.doi.org/10.1109/ISTC.2014.6955110>

To cite this version : Benammar, Bouchra and Thomas, Nathalie and Poulliat, Charly and Boucheret, Marie-Laure and Dervin, Mathieu *[On Linear Frequency Domain Turbo-Equalization of Non Linear Volterra Channels](#)*. (2014) In: 8th International Symposium on Turbo Codes & Iterative Information Processing - ISTC (2014), 18 August 2014 - 22 August 2014 (Bremen, Germany).

Any correspondance concerning this service should be sent to the repository administrator: staff-oatao@listes-diff.inp-toulouse.fr

On Linear Frequency Domain Turbo-Equalization Of Non Linear Volterra Channels

Bouchra Benammar*, Nathalie Thomas*, Charly Poulliat*, Marie-Laure Boucheret*, Mathieu Derwin†

*University of Toulouse, INPT-ENSEEIH/IRIT, Toulouse France

{bouchra.benammar, nathalie.thomas, charly.poulliat, marie-laure.boucheret}@enseeiht.fr

†Thales Alenia Space, Toulouse, France

{mathieu.derwin@thalesaleniaspace.com}

Abstract—This article deals with iterative Frequency Domain Equalization (FDE) for Single Carrier (SC) transmissions over Volterra non linear satellite channels. SC-FDE has gained much importance in recent research for its efficient implementation at the receiver and its interesting low Peak to Average Power Ratio (PAPR) at the transmitter. However, nearly saturated power amplifiers on board satellites generate linear and non linear Inter Symbol Interference (ISI) at the receiver. It is thus interesting to investigate the implementation of SC-FDE for non linear channels. To do so, a frequency domain equivalent satellite channel is derived based on the time domain Volterra series representation of the non linear channel. Then a Minimum Mean Square Error (MMSE)-based iterative frequency domain equalizer is designed. It is shown that the proposed equalizer consists of a Soft Interference Canceller (SIC) which subtracts both the linear and non-linear soft frequency symbols. The equalizer performance is then compared to the equivalent time domain implementation. Results show that a channel-memory independent efficient implementation is achieved at the price of a negligible spectral efficiency loss due to cyclic prefix insertion.

Keywords-iterative equalization, volterra series, non linear interference.

I. INTRODUCTION

The increasing demand for high data rates urges new communication systems to provide both high spectral and power efficiency. In recent satellite communications standards, this trade off can be achieved using multi-level amplitude constellations such as Amplitude and Phase Shift Keying (APSK). However, such modulations increase the signal fluctuations and thus, give rise to non linear distortions when being passed through a High Power Amplifier (HPA) operating near saturation. These distortions can be either mitigated at the transmitter using signal or symbol pre-distortion, or at the receiver using equalization. To do so, analytical expressions for the non linear channel have been widely investigated [1], [2] and [3]. [1] and [2] use a triple-effect representation of the non linear channel, consisting of additive noise, a scalar multiplication and warping. This approximation, although practical, is not accurate for higher order modulations since the additive noise can not be considered circular for outer ring symbols. Another category of channel models consists of a decomposition of the non linear channel by means of Taylor series leading to the so called Volterra representation. The Volterra series representation has been applied to different transmission channels, namely in [4] for the non linear

magnetic channel and to differential impulse radio UWB systems in [5]. As far as satellite channels are concerned, a Volterra series expansion was derived in the leading work of [6]. Such a decomposition depends on the chain filters, the HPA model, the modulation type and the Input Back Off (IBO). Based on this Volterra series expansion, the satellite channel can be represented as a finite state machine, which allows for optimal symbol and sequence detection, Maximum A Posteriori (MAP) and Maximum Likelihood Sequence Detection MLSD. However, as the complexity of these optimal equalizers is exponential in the channel memory, low complexity equalizers have been investigated among which we will focus on iterative solutions. Indeed, new equalization trends are based on iterative receivers for their excellent Shannon-bound approaching abilities [7], [8], and [9]. In [10], we presented an iterative time domain MMSE-based equalizer to mitigate the channel linear and non linear interference. Different low complexity approximations were investigated. The performances showed that a No-Apriori approximation has minor performance degradation but far less complexity than the exact MMSE solution. In this paper, we are interested in further reducing the computational complexity by applying frequency domain equalization. Previous studies have derived non iterative frequency domain equalization for non linear channels [11] [12]. In [11] an adaptive block Least Mean Square (LMS) equalizer is proposed and a complexity comparison shows the advantage of using frequency rather than time domain equalization. In this work, we use the frequency domain Volterra channel model, to derive an iterative linear MMSE FDE. As argued for the time domain solution in [10], time domain linear equalization is able to cope with both linear and non linear interference when used in an iterative way. Similarly, the proposed iterative FDE is able to cancel both linear and non linear soft symbols which asymptotically approaches the Additive White Gaussian Noise (AWGN) ISI-free performance. The remainder of this paper is organised as follows. First, we present the frequency domain Volterra channel model. In Section III, we derive the iterative linear MMSE-FDE based on the no-Apriori MMSE approximation. Finally, we investigate the performance of the MMSE equalizer implementations before ending with some conclusions.

II. USEFUL NOTATIONS AND RESULTS ON CIRCULANT MATRICES

Let us introduce some useful notations and results. Vectors are written in bold letters and matrices in capital letters. \mathbb{I}_m stands for the identity matrix of size m and $\mathbf{1}_{1 \times m}$ for the all ones vector of size $1 \times m$. $(\cdot)_m$ refers to the modulo- m operator. Let F be the normalised 1-Dimensional Discrete Fourier Transform (1D-DFT) matrix of size N . The matrix element $F_{i,j}$ is:

$$F_{i,j} = \frac{1}{\sqrt{N}} W_N^{-ij} \quad (1)$$

where $W_N^k = e^{\frac{\sqrt{-1}2\pi k}{N}}$. We then have $F^H = F^{-1}$. Let H and G be two circulant matrices of size $(N \times N)$. A circulant matrix can be diagonalised using the DFT matrix F . More precisely:

$$\begin{aligned} H &= F^H H_d F \\ G &= F^H G_d F \end{aligned} \quad (2)$$

where the notation H_d and G_d stands for the diagonal matrix containing the eigenvalues of H and G respectively. H and G satisfy the following properties:

- 1) HG is a circulant matrix and $HG = F^H H_d G_d F$.
- 2) H^H is a circulant matrix $H^H = F^H H_d^H F$.
- 3) H^{-1} is a circulant matrix and $H^{-1} = F^H H_d^{-1} F$.
- 4) $\forall (n, m) \in \{0, \dots, N-1\}^2$, $\mathbf{u}_m^T H \mathbf{u}_n = \mathbf{u}_n^T H \mathbf{u}_m$ where $\mathbf{u}_m = [\mathbf{0}_m \ \mathbf{1} \ \mathbf{0}_{N-m}]^T$

The N-3D normalised DFT of 3D symbols $y_{m,n,l}^{(3)}$ for $m, n, l \in \{0, \dots, N-1\}$ is:

$$Y_{p,q,r}^{(3)} \triangleq \frac{1}{\sqrt{N^3}} \sum_{m=0}^{N-1} \sum_{n=0}^{N-1} \sum_{l=0}^{N-1} y_{m,n,l}^{(3)} W_N^{-mp} W_N^{-nq} W_N^{-lr} \quad (3)$$

Similarly, the N-3D normalised IDFT of 3D frequency symbols $Y_{p,q,r}^{(3)}$ writes as follows:

$$y_{m,n,l}^{(3)} \triangleq \frac{1}{\sqrt{N^3}} \sum_{p=0}^{N-1} \sum_{q=0}^{N-1} \sum_{r=0}^{N-1} Y_{p,q,r}^{(3)} W_N^{mp} W_N^{nq} W_N^{lr} \quad (4)$$

III. FREQUENCY DOMAIN NON-LINEAR VOLTERRA CHANNEL MODEL

A satellite High Power Amplifier (HPA) is a memoryless device characterized by two frequency independent functions [13] $A(\cdot)$ (AM/AM) and $\Phi(\cdot)$ (AM/PM) relating both the power and phase of the output signal y to the amplitude of the input signal x as follows:

$$\begin{aligned} y &= c(|x|) \exp(j\varphi(x)) \\ &= A(|x|) \exp(j(\Phi(|x|) + \varphi(x))) \end{aligned} \quad (5)$$

On-board reception resp. transmission filters introduce memory in the overall satellite transponder response which

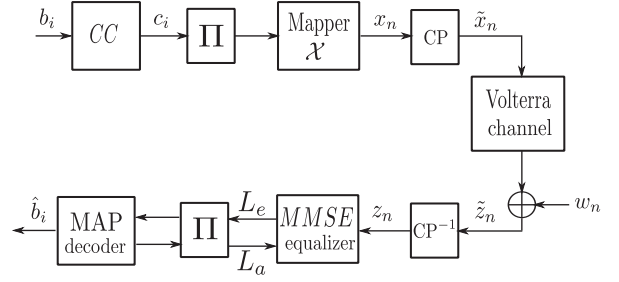


Fig. 1. System model description

is expressed at the receiver by a Volterra odd-series decomposition of the received symbols z_n in the form [6]:

$$\begin{aligned} \tilde{z}_n &= \sum_{m=0}^v \sum_{n_1=-\infty}^{\infty} \dots \sum_{n_{2m+1}}^{\infty} \tilde{x}_{n-n_1} \dots \tilde{x}_{n-n_{m+1}} \\ &\quad \tilde{x}_{n-n_{m+2}}^* \dots \tilde{x}_{n-n_{2m+1}}^* h_{n_1, \dots, n_{2m+1}} + w_n \end{aligned} \quad (6)$$

where v defines the decomposition order of the Volterra series, $h_{n_1, \dots, n_{2m+1}}$ are called the Volterra kernels and w_n is the filtered sampled additive noise with variance σ_w^2 . The overall system can be described by Fig. 1. An example of Volterra decomposition of a satellite transponder with butterworth on-board filters is given in [6]. This shows the negligible contribution of orders higher than three. Hence, this has been selected as the order of the Volterra series decomposition in this paper.

$$\tilde{z}_n = \sum_{i=0}^{M-1} h_i \tilde{x}_{n-i} + \sum_{i=0}^{M-1} \sum_{j=0}^{M-1} \sum_{k=0}^{M-1} h_{ijk} \tilde{x}_{n-i} \tilde{x}_{n-j} \tilde{x}_{n-k}^* + w_n \quad (7)$$

where M is the memory order. After removing the cyclic prefix, the received samples in (7) can be expressed as follows:

$$\begin{aligned} z_n &= \sum_{i=0}^{M-1} h_i x_{(n-i)_M} + \sum_{i=0}^{M-1} \sum_{j=0}^{M-1} \sum_{k=0}^{M-1} h_{ijk} x_{(n-i)_M} x_{(n-j)_M} \\ &\quad x_{(n-k)_M}^* + w_n \\ &= z_n^{(1)} + z_{n,n,n}^{(3)} + w_n \end{aligned} \quad (8)$$

The RHS of (8) consists of a sum of both a circular convolution $z_n^{(1)}$ and a third order circular convolution $z_{n,n,n}^{(3)}$ expressed as follows:

$$z_n^{(1)} = \sum_{i=0}^{M-1} h_i x_{(n-i)_M} \quad (9)$$

$$z_{m,n,l}^{(3)} = \sum_{i=0}^{M-1} \sum_{j=0}^{M-1} \sum_{k=0}^{M-1} h_{ijk} x_{(m-i)_M} x_{(n-j)_M} x_{(l-k)_M}^* \quad (10)$$

In the frequency domain, the 1D-DFT of the circular convolution in (9) translates into an element-wise multiplication of the 1D-DFT linear filter coefficients

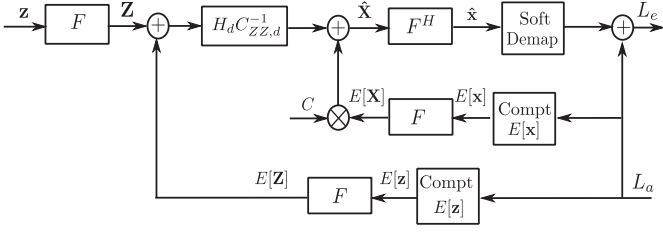


Fig. 2. SIC MMSE turbo FDE

and the 1D-DFT of symbols x_n as follows:

$$Z_m^{(1)} = H_d(m)X_m \quad (11)$$

where $0 \leq m \leq N-1$. For general values of (m, n, r) , it can be shown that the 3D-DFT of $z_{m,n,l}$ is [14]:

$$Z_{p,q,r}^{(3)} = \sqrt{N^3} H_{p,q,r}^{(3)} X_p X_q \bar{X}_r \quad (12)$$

where \bar{X} is the N 1D-DFT of conjugate symbols x_n^* and $H_{p,q,r}^{(3)}$ are the N-3D-DFT of 3rd order Volterra kernels $h_{i,j,k}$. Equivalently for $m = n = l$, the time domain symbols $z_{n,n,n}^{(3)}$ can be expressed as:

$$\begin{aligned} z_{n,n,n}^{(3)} &= \frac{1}{\sqrt{N^3}} \sum_{p=0}^{N-1} \sum_{q=0}^{N-1} \sum_{r=0}^{N-1} Z_{p,q,r}^{(3)} W_N^{n(p+q+r)} \\ &= \sum_{\alpha=0}^{N-1} W_N^{n\alpha} \sum_{p=0}^{N-1} \sum_{q=0}^{N-1} \sum_{r=0}^{N-1} H_{p,q,r}^{(3)} X_p X_q \bar{X}_r \\ &\quad \delta_N(p+q+r-\alpha) \end{aligned}$$

where the delta-function modulo N is defined as follows:

$$\delta_N(m) = 1 \text{ if } (m)_N = 0 \quad (13)$$

Equation (13) shows that $z_{n,n,n}^{(3)}$ is the mono-dimensional N-1D-IDFT of a combination of N-3D-DFT Volterra kernels. The non linear interference can thus be projected on a 1D-DFT instead of a 3D-DFT. The m^{th} N-1D-DFT output of the received symbols can thus be written as follows:

$$\begin{aligned} Z_m &= H_d(m)X_m + \sqrt{N} \sum_{p=0}^{N-1} \sum_{q=0}^{N-1} \sum_{r=0}^{N-1} H_{p,q,r}^{(3)} X_p X_q \bar{X}_r \\ &\quad \delta_N(p+q+r-m) \end{aligned} \quad (14)$$

It should be noted, that triplets (p, q, r) satisfying $\delta_N(p+q+r-m) = 1$ are disjoint for different frequency indexes m .

IV. LINEAR FREQUENCY DOMAIN VOLTERRA-MMSE TURBO EQUALIZATION

In this section, we derive the frequency domain MMSE equalizer. Let us define the following notations:

$$\begin{aligned} \mathbf{z} &\triangleq [z_0, \dots, z_{N-1}]^T, & \mathbf{x} &\triangleq [x_0, \dots, x_{N-1}]^T \\ \mathbf{w} &\triangleq [w_0, \dots, w_{N-1}]^T \end{aligned}$$

It follows that:

$$\mathbf{z} = H\mathbf{x} + \sum_i \sum_j \sum_k H_{ijk} \mathbf{x}^{ijk} + \mathbf{w}$$

where $H \triangleq \text{Circ}([h_0 \mathbf{0}_{1 \times N-M} h_{M-1} \dots h_1])$ is the circular convolution matrix having $[h_0 \mathbf{0}_{1 \times N-M} h_{M-1} \dots h_1]$ at its first row; $H_{ijk} = h_{i,j,k} \mathbb{I}_N$ are the non linear ISI matrices and \mathbf{x}^{ijk} are the third order ISI terms:

$$\mathbf{x}^{ijk} \triangleq \begin{bmatrix} x_{(0-i)_M} x_{(0-j)_M} x_{(0-k)_M}^* \\ \vdots \\ x_{(N-1-i)_M} x_{(N-1-j)_M} x_{(N-1-k)_M}^* \end{bmatrix}$$

A. Turbo MMSE FDE

The linear MMSE equalizer consists of an affine estimation of the received symbols [15]:

$$\hat{x}_n = \mathbf{a}_n^H \mathbf{z} + b_n \quad (15)$$

which computes estimates that minimize the mean square error with the transmitted symbols $E[|\hat{x}_n - x_n|^2]$. The time variant MMSE coefficients are given as follows:

$$\begin{cases} \mathbf{a}_n = \text{Cov}(\mathbf{z}, \mathbf{z})^{-1} \text{Cov}(\mathbf{z}, x_n) \\ b_n = E[x_n] - \mathbf{a}_n^H E[\mathbf{z}] \end{cases} \quad (16)$$

where $\text{Cov}(\mathbf{x}, \mathbf{y}) \triangleq E[\mathbf{x}\mathbf{y}^H] - E[\mathbf{x}]E[\mathbf{y}^H]$, leading to:

$$\hat{x}_n = \mathbf{a}_n^H (\mathbf{z} - E[\mathbf{z}]) + E[x_n] \quad (17)$$

In order to cancel all the linear and non linear interference, the contribution of the symbol x_n is subtracted only for the linear terms. This allows for a perfect reconstruction of the non linear soft interference and thus its full cancellation at perfect priors. The estimated symbols can thus be expressed as:

$$\hat{x}_n = \mathbf{a}_n^H (\mathbf{z} - E[\mathbf{z}]) + \mathbf{a}_n^H H \mathbf{u}_n E[x_n] \quad (18)$$

As discussed in [10], the time varying exact MMSE implementation is computationally prohibitive. This encourages investigating some low complexity implementations, among which we select the No-Apriori implementation. Recalling the results in [10], the MMSE solution writes with the NA approximation as:

$$\begin{aligned} C_{ZZ} &\triangleq \text{Cov}(\mathbf{z}, \mathbf{z}) = \sigma_w^2 \mathbb{I}_N + H H^H + \sum_{(i,j,k)} |h_{ijk}|^2 \mathbb{I}_N \\ C_{Zx_n} &\triangleq \text{Cov}(\mathbf{z}, x_n) = H \mathbf{u}_n \end{aligned}$$

The non linear interference appears as additive white Gaussian noise with variance $\sigma_i^2 = \sum_{(i,j,k)} |h_{ijk}|^2$. Thus, by defining the overall noise variance, $\sigma_w^2 = \sigma_i^2 + \sigma_w^2$,

$$C_{ZZ} = \sigma_w^2 \mathbb{I}_N + H H^H \quad (19)$$

The NA- MMSE solution can thus be written as:

$$\hat{x}_n = \mathbf{u}_n^T H^H C_{ZZ}^{-1} (\mathbf{z} - E[\mathbf{z}]) + \mathbf{u}_n^T H^H C_{ZZ}^{-1} H \mathbf{u}_n E[x_n] \quad (20)$$

Using the results in Section II, the term $C = \mathbf{u}_n^T H^H C_{ZZ}^{-1} H \mathbf{u}_n$ is constant $\forall n \in \{0, \dots, N-1\}$, and thus,

the estimated symbols $\hat{\mathbf{x}} = [\hat{x}_0, \dots, \hat{x}_{N-1}]^T$ can be written in a compacted form as follows:

$$\hat{\mathbf{x}} = H^H C_{ZZ}^{-1} (\mathbf{z} - E[\mathbf{z}]) + CE[\mathbf{x}] \quad (21)$$

The computation of these filters can be done efficiently in the frequency domain. To do so, C_{ZZ}^{-1} is computed as follows:

$$\begin{aligned} C_{ZZ}^{-1} &= (F^H (\sigma_w^2 \mathbb{I}_N + H_d H_d^H) F)^{-1} \\ &= F^H C_{ZZ,d}^{-1} F \end{aligned} \quad (22)$$

where $C_{ZZ,d} = \sigma_w^2 \mathbb{I}_N + H_d H_d^H$ and the inverse is obtained using the results of Section II. It follows that the frequency estimated symbols are:

$$\hat{\mathbf{X}} \triangleq F \hat{\mathbf{x}} = H_d^H C_{ZZ,d}^{-1} (\mathbf{Z} - E[\mathbf{Z}]) + CE[\mathbf{X}] \quad (23)$$

where $E[\mathbf{Z}] = FE[\mathbf{z}]$ and $E[\mathbf{X}] = FE[\mathbf{x}]$. The i^{th} soft frequency symbol $E[Z_i]$ is expressed as follows:

$$\begin{aligned} E[Z_i] &= H_d(i)E[X_i] + \sqrt{N} \sum_{p=0}^{N-1} \sum_{q=0}^{N-1} \sum_{r=0}^{N-1} H_{p,q,r}^{(3)} \\ &\quad E[X_p X_q \bar{X}_r] \delta_N(p+q+r-i) \end{aligned} \quad (24)$$

The constant C can be computed using \mathbf{u}_0 :

$$\begin{aligned} C &= \mathbf{u}_0^T H^H C_{ZZ}^{-1} H \mathbf{u}_0 = \mathbf{u}_0^T F^H H_d^H C_{ZZ,d}^{-1} H_d F \mathbf{u}_0 \\ &= \frac{1}{N} \sum_{i=0}^{N-1} \frac{|H_d(i)|^2}{\sigma_w^2 + |H_d(i)|^2} \end{aligned} \quad (25)$$

where the factor $\frac{1}{N}$ comes from $\mathbf{u}_0^T F^H = \frac{1}{\sqrt{N}} \mathbf{1}_{1 \times N}$. Thus, the computation of the frequency domain equalizer yields the following estimates:

$$\begin{aligned} \hat{X}_i &= \frac{H_d^*(i)}{\sigma_w^2 + |H_d(i)|^2} Z_i + \left(C - \frac{|H_d(i)|^2}{\sigma_w^2 + |H_d(i)|^2} \right) E[X_i] \\ &\quad - \frac{H_d(i)^*}{\sigma_w^2 + |H_d(i)|^2} \sum_{p=0}^{N-1} \sum_{q=0}^{N-1} \sum_{r=0}^{N-1} H_{p,q,r}^{(3)} E[X_p X_q \bar{X}_r] \\ &\quad \sqrt{N} \delta_N(p+q+r-i) \end{aligned} \quad (26)$$

We recognise in (26) and Fig. 2 the structure of a soft interference canceller where linear ISI $E[X_i]$ and non linear ISI $E[X_p X_q \bar{X}_r]$ terms appearing in $E[Z_i]$ are cancelled. To avoid the complexity of computing third order non linear interference associated with $E[X_p X_q \bar{X}_r]$, we can compute the non linear interference in the time domain and by means of DFT, compute the non linear equivalent frequency interference. More specifically, let:

$$\begin{aligned} E[Z^{(3)}] &= \sqrt{N} \sum_{p=0}^{N-1} \sum_{q=0}^{N-1} \sum_{r=0}^{N-1} H_{p,q,r}^{(3)} E[X_p X_q \bar{X}_r] \\ &\quad \Delta_N(p+q+r) \\ &= F \sum_i \sum_j \sum_k H_{ijk} E[\mathbf{x}^{ijk}] \end{aligned} \quad (27)$$

where we define $\Delta_N(p+q+r) = [\delta_N(p+q+r-0), \dots, \delta_N(p+q+r-N-1)]^T$. Computing soft non linear symbols is then less computationally complex.

To obtain the MMSE coefficients one needs to compute expectations of $E[\mathbf{x}^{ijk}]$ and $E[\mathbf{x}]$ i.e. expectation of products of three symbols and symbol conjugates at different time instants as mentioned in [6]. Due to the presence of an interleaver between the decoder and the equalizer, symbols can be considered mutually independent. Thus, we can write the average of a product of p symbols and $q-p$ symbol conjugates as follows:

$$\begin{aligned} &E \left[x_{n-i_1} x_{n-i_2} \dots x_{n-i_p} x_{n-i_{p+1}}^* \dots x_{n-i_q}^* \right] \\ &= \prod_j \sum_{m=1}^M s_m^{v_j} s_m^{*v_j^*} P[x_{n-i_j} = s_m] \end{aligned} \quad (28)$$

where v_j (v_j^*) represents the number of occurrences of symbol x_{n-i_j} ($x_{n-i_j}^*$) in the product average, and s_m $m \in [1 \dots M]$ is the m^{th} constellation symbol with probability computed as:

$$P(x_n = s_m) = \prod_{i=1}^{\log_2(M)} P(c_{n,i} = s_{m,i})$$

where $c_{n,i}$ is the i^{th} coded bit of the symbol x_n and $s_{m,i}$ is the i^{th} bit of constellation symbol s_m .

The coded bit probabilities can be computed from the input Log-Likelihood Ratios (LLRs) L_a from the decoder as: $L_a(c_{n,i}) = \ln \frac{P(c_{n,i}=0)}{P(c_{n,i}=1)}$.

B. Soft demapper

In order to map the output of the equalizer to code LLRs, we define the residual equalizer output error $e_n = \hat{x}_n - \kappa_n x_n$. Computing the distribution of the estimation error instead of the distribution of \hat{x}_n given x_n turns out to be a practical choice, since one needs not track occurrences of x_n in third order covariances. For practical considerations, this error is assumed to be Gaussian. More precisely:

$$\begin{aligned} \kappa_n &= Cov(\hat{x}_n, x_n) \\ &= \mathbf{u}_n^T F^H H_d^H C_{ZZ,d}^{-1} H_d F \mathbf{u}_n \\ &= C \end{aligned} \quad (29)$$

It can be shown that the expectation of the residual error is $E[e_n] = 0$. The variance of the residual error writes as follows:

$$\begin{aligned} v_{e_n} &\triangleq Cov(e_n, e_n) = Cov(\hat{x}_n, \hat{x}_n) - |C|^2 \\ &= \mathbf{u}_n^T F^H H_d^H C_{ZZ,d}^{-1} \left(H_d F (V + (1 - v_n) \mathbf{u}_n \mathbf{u}_n^T) \right. \\ &\quad \left. F^H H_d^H + \sigma_w^2 \mathbb{I}_N \right) C_{ZZ,d}^{-1} H_d F \mathbf{u}_n - |C|^2 \end{aligned}$$

where $V = \text{diag}(v_0, \dots, v_{N-1})$ and v_i is the covariance of the i^{th} symbol. The term $(1 - v_n) \mathbf{u}_n \mathbf{u}_n^T$ is added due to the subtraction of the contribution of symbol x_n which translates to $v_n = 1$. In the computation of the $Cov(\mathbf{Z}, \mathbf{Z})$, the covariance of non linear ISI terms was approximated by σ_i^2 . This approximation was referenced as implementation-b in [10] and was previously proposed in [16]. The equalizer output $\hat{x}_n \sim \mathcal{N}(C x_n, v_{e_n})$ and the output extrinsic LLR L_e

TABLE I
TEST CHANNEL VOLTERRA KERNELS

1st order kernels	3rd order kernels
$h_0 = 0.8529 + 0.4502i$	$h_{002} = 0.1091 - 0.0615i$
$h_1 = 0.0881 - 0.0014i$	$h_{330} = 0.0503 - 0.0503i$
$h_2 = -0.0336 - 0.0196i$	$h_{001} = 0.0979 - 0.0979i$
$h_3 = 0.0503 + 0.0433i$	$h_{003} = -0.1119 - 0.0252i$
	$h_{110} = -0.0280 - 0.0475i$

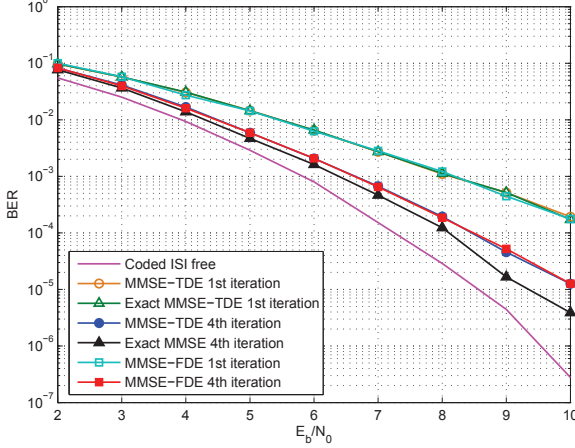


Fig. 3. BER comparison for different turbo equalizers

can write as:

$$L_e(c_{n,i}|\hat{x}_n) \triangleq \ln \frac{P(c_{n,i} = 0|\hat{x}_n)}{P(c_{n,i} = 1|\hat{x}_n)} - L_a(c_{n,i})$$

$$= \ln \frac{\sum_{s_j:s_{j,i}=0} \left(\exp\left(\frac{-|\hat{x}_n - C s_j|^2}{v_{en}}\right) \right) \prod_{k \neq i} P(c_{n,k} = s_{j,k})}{\sum_{s_j:s_{j,i}=1} \left(\exp\left(\frac{-|\hat{x}_n - C s_j|^2}{v_{en}}\right) \right) \prod_{k \neq i} P(c_{n,k} = s_{j,k})}$$

The a posteriori LLRs are made extrinsic (L_e) by subtracting the a priori probability fed by the decoder: $L_e(c_{n,i}|\hat{x}_n) = L_{ap}(c_{n,i}|\hat{x}_n) - L_a(c_{n,i})$.

V. SIMULATION RESULTS

Independent and identically distributed bits are encoded using a 1/2 rate (7,5) non-recursive convolutional encoder. The codewords are then interleaved and mapped into 8PSK symbols using a gray mapping. A cyclic prefix of length 3 symbols is appended to each block of $N = 512$ symbols. The overall baud-rate equivalent channel is represented by the Volterra Kernels in Table. I proposed in [16] which have been extracted from [6] but with a stronger non linear ISI. Fig. 3 plots the BER performance for four turbo-iterations for both the time and frequency domain MMSE equalizers: the exact MMSE linear equalizer, the time domain MMSE equalizer (MMSE-TDE) and the frequency domain MMSE equalizer (MMSE-FDE). The exact MMSE refers to the full complexity time domain equalizer, whereas the MMSE-TDE refers to the time domain MMSE implementation-b in [10]. All time domain equalizers were simulated without CP, and hence the MMSE-FDE is shifted by 0.0254dB to account for

the loss of spectral efficiency. Performance of the frequency domain equalizer joins that of the time domain equalizer.

VI. CONCLUSION

This paper has proposed an iterative frequency domain MMSE equalizer for non linear Volterra channels. The proposed equalizer has the advantage of a channel-memory implementation, as well as a simplified multiplicative equalization for the linear interference. The MMSE-FDE is equivalent to its time domain realisation at the exception of an additional cyclic prefix which is negligible for large block lengths and small channel memory.

REFERENCES

- [1] C.E. Burnet and W.G. Cowley, "Performance analysis of turbo equalization for nonlinear channels," in *International Symposium on Information Theory, 2005. ISIT 2005. Proceedings.*, sept. 2005, pp. 2026–2030.
- [2] N.H. Ngo, S.S. Pietrobon, S.A. Barbulescu, and C. Burnet, "Optimisation of 16APSK constellation with a new iterative decoder on the nonlinear channel," in *Communications Theory Workshop, 2006. Proceedings. 7th Australian*, feb. 2006, pp. 71–75.
- [3] S. Benedetto and Ezio Biglieri, "Nonlinear Equalization of Digital Satellite Channels," *IEEE Journal on Selected Areas in Communications*, vol. 1, no. 1, pp. 57–62, Jan 1983.
- [4] R. Hermann, "Volterra modeling of digital magnetic saturation recording channels," *IEEE Transactions on Magnetics*, vol. 26, no. 5, pp. 2125–2127, Sep 1990.
- [5] K. Witrisal, G. Leus, M. Pausini, and C. Krall, "Equivalent system model and equalization of differential impulse radio uwb systems," *IEEE Journal on Selected Areas in Communications*, vol. 23, no. 9, pp. 1851–1862, Sept 2005.
- [6] S. Benedetto, E. Biglieri, and R. Daffara, "Modeling and performance evaluation of nonlinear satellite links-a volterra series approach," *IEEE Transactions on Aerospace and Electronic Systems*, vol. AES-15, no. 4, pp. 494–507, July 1979.
- [7] M. Tuchler and A.C. Singer, "Turbo equalization: An overview," *IEEE Transactions on Information Theory*, vol. 57, no. 2, pp. 920–952, Feb. 2011.
- [8] C. Douillard, M. Jezequel, and C. Berrou, "Iterative correction of intersymbol interference: Turbo equalization," *European Trans. Telecommun.*, vol. 6, no. 5, pp. 507511, Sept/Oct 1995.
- [9] C. Laot, A. Glavieux, and J. Labat, "Turbo equalization: adaptive equalization and channel decoding jointly optimized," *IEEE Journal on Selected Areas in Communications*, vol. 19, no. 9, pp. 1744–1752, Sep 2001.
- [10] B. Benammar, N. Thomas, C. Poulliat, M.L. Boucheret, and M. Dervin, "On linear mmse based turbo-equalization of nonlinear volterra channels," in *2013 IEEE International Conference on Acoustics, Speech and Signal Processing (ICASSP)*, 2013, pp. 4703–4707.
- [11] Sungbin Im, "Adaptive equalization of nonlinear digital satellite channels using a frequency-domain volterra filter," in *Military Communications Conference, 1996. MILCOM '96, Conference Proceedings, IEEE*, Oct 1996, vol. 3, pp. 843–848 vol.3.
- [12] Fang Yangwang, Jiao Licheng, and Pan Jin, "Volterra filter equalization: a frequency domain approach," in *5th International Conference on Signal Processing Proceedings, 2000. WCCC-ICSP 2000.*, 2000, vol. 1, pp. 302–305 vol.1.
- [13] A.A.M. Saleh, "Frequency-independent and frequency-dependent nonlinear models of TWT amplifiers," *IEEE Transactions on Communications*, vol. 29, no. 11, pp. 1715–1720, November 1981.
- [14] Sungbin Im and Edward J Powers, "A fast method of discrete third-order volterra filtering," *IEEE transactions on signal processing*, vol. 44, no. 9, pp. 2195–2208, 1996.
- [15] M. Tuchler, A.C. Singer, and R. Koetter, "Minimum mean squared error equalization using a priori information," *IEEE Transactions on Signal Processing*, vol. 50, no. 3, pp. 673–683, Mar 2002.
- [16] D. Ampeliotis, A.A. Rontogiannis, K. Berberidis, M. Papaleo, and G.E. Corazza, "Turbo equalization of non-linear satellite channels using soft interference cancellation," in *Advanced Satellite Mobile Systems, 2008. ASMS 2008. 4th*, Aug. 2008, pp. 289–292.