



HAL
open science

Spin-flop transition driven by competing magnetoelastic anisotropy terms in a spin-spiral antiferromagnet

L Benito

► **To cite this version:**

L Benito. Spin-flop transition driven by competing magnetoelastic anisotropy terms in a spin-spiral antiferromagnet. 2015. hal-01142325

HAL Id: hal-01142325

<https://hal.science/hal-01142325>

Preprint submitted on 15 Apr 2015

HAL is a multi-disciplinary open access archive for the deposit and dissemination of scientific research documents, whether they are published or not. The documents may come from teaching and research institutions in France or abroad, or from public or private research centers.

L'archive ouverte pluridisciplinaire **HAL**, est destinée au dépôt et à la diffusion de documents scientifiques de niveau recherche, publiés ou non, émanant des établissements d'enseignement et de recherche français ou étrangers, des laboratoires publics ou privés.

Spin-flop transition driven by competing magnetoelastic anisotropy terms in a spin-spiral antiferromagnet

L. Benito^{1,2,*}

¹*Department of Materials Science and Metallurgy, University of Cambridge,
Charles Babbage Road, Cambridge CB3 0FS, United Kingdom*

²*Departamento de Física de la Materia Condensada,
Universidad de Zaragoza, 50009 Zaragoza, Spain.*

(Dated: April 14, 2015;)

Holmium, the archetypical system for spin-spiral antiferromagnetism, undergoes an in-plane spin-flop transition earlier attributed to competing symmetry-breaking and fully symmetric magnetoelastic (MEL) anisotropy terms [Phys. Rev. Lett. **94**, 227204 (2005)], which underlines the emergence of six-fold MEL constants in heavy rare earth (RE) metals, as otherwise later studies suggested [Phys. Rev. Lett. **98**, 267201 (2007) and Phys. Rev. B **89**, 134421 (2014)]. A model that encompasses MEL contributions to the in-plane sixfold magnetic anisotropy is laid out to elucidate the mechanism behind the spin-flop transition. The model, which is tested in a Ho-based superlattice, shows that the interplay between competing fully symmetric α -MEL and symmetry-breaking γ -MEL anisotropy terms triggers the spin-reorientation. This also unveils the dominant role played by the six-fold exchange magnetostriction constant, where $D_{\alpha 2}^{66} \simeq 0.32$ GPa against its crystal-field counterpart $M_{\alpha 2}^{66} \simeq -0.2$ GPa, in contrast to the crystal-field origin of the symmetry-breaking magnetostriction in RE metals.

PACS numbers: 75.30.Gw,75.50.Cc,75.70.Cn

Keywords: spin-flop transition, magnetoelastic anisotropy, magnetoelastic effects, magnetostriction, rare earth metals, holmium

I. INTRODUCTION

The concept of spin-flop¹ transition (SFT) was restricted to field-induced spin-reorientation transitions in two-sublattice collinear antiferromagnetic (AFM) systems, wherein the featured threshold-field effect that accompanies the spin jump-like transition was originally predicted by Néel² and later on tested in $\text{CuCl}_2\text{H}_2\text{O}$.³ Today, the term SFT is utilized in a broader sense, which includes a variety of field-driven spin-reorientation transitions in a wide spectrum of AFM materials⁴⁻⁹.

Heavy rare earth (RE) metals, namely Dy and Ho, are a model system for spin-spiral magnetic phases^{10,11}, which result from the intertwined¹² interplay between an oscillating indirect-exchange¹³⁻¹⁵ and spin-orbit (SO) couplings^{16,17}. A large spin-lattice¹⁸ coupling in heavy RE metals give rise to huge lattice strictions, $\sim 1\%$, which increases the complexity of non-collinear magnetic phases, with respect to that upheld by the undistorted lattice, introducing high-order harmonics¹⁹ into the magnetic spectrum.

High-precision vector magnetic torque experiments²⁰ revealed that Ho undergoes an unexpected field-induced in-plane SFT, which was originally attributed to competing MEL anisotropy²¹ terms. The existence of a fully symmetric six-fold MEL coefficient, λ^{66} , which gives rise to the sixfold modulation of the α -strains, $\varepsilon_{\alpha 1}$ (isotropic volume expansion) and $\varepsilon_{\alpha 2}$ (tetragonal distortion of the hexagonal cell), originates a twelvefold MEL-induced MAE constant, K_{12}^{12} , as experimentally confirmed in bulk Ho²². The existence of λ^{66} is associated with the appearance of six-fold MEL constants, which may not be

solely restricted to the Ho metal²³. More importantly, λ^{66} , and by extent K_{12}^{12} , exhibits a visible non-monotonic dependence on temperature²². Making use of arguments based on point-group theory²⁴, it is straightforward to establish that λ^{66} , as well as K_{12}^{12} , are encompassed by competing six-fold crystal-field (*single-ion*) and exchange (*two-ion*) MEL terms. This result is obtained from extending the Callen's theory of Magnetostriction (CTM)²⁵ to sixth-order in the angular momentum operator. Additionally, the outcome of this study shows that, in contrast to the general wisdom that states that the magnetostriction (MS) in heavy RE metals is primarily of crystal-field origin^{16,17,26,27}, α -striction modes are significantly contributed by exchange terms. Generally, two-ion MEL contributions are neglected and when these are brought into the analysis tend to be considerably smaller than single-ion counterparts²⁸.

In heavy RE metals, the Fermi surface (FS) topology is determined by the crystal lattice parameters²⁹, to a point where heavy RE elements are well-modeled by a crystallo-magnetic phase diagram³⁰. Experimentally, the ratio between the interplanar spacing c and the interatomic, intraplanar spacing a of the hexagonal-close-packed lattice, c/a , which is linked to $\varepsilon_{\alpha 2}$, seems to be the crucial parameter that triggers the electronic topological transition³¹⁻³⁵, supporting the *nesting hypothesis*³⁶ that links the appearance of webbing features in the FS topology to the onset of non-collinear magnetic ordering in RE metals.

More importantly, due to the set of spin-spiral magnetic structures in Ho, this 4f metal is gathering increasing fundamental interest, because of the realization that this can be utilized as test ground for

assessing new experimental techniques in condensed matter physics³⁷, exploring novel concepts in hybrid superconductor/ferromagnetic spintronics³⁸ devices and investigating the impact that low-dimensional effects have upon the structure of non-collinear magnetic phases^{39–41}. Thereby, unlocking the origin of the spin-flop transition in a model system raising wide-spread attention and finding out the influence that single- and two-ion MEL strictions possess is not only essential for a better understanding of Holmium's complex magnetism, but also for gaining a complete picture of the determining effect that magnetostrictions have upon the orientation of the spin arrangement in spin-orbit-coupling dominated RE metals.

This paper proposes a MEL model for the SFT in Ho, which constitutes one out of a few genuine examples of magnetoelastically driven spin-flop transition⁸ in AFM systems. The model confirms that α - and γ -MEL strictions of the hexagonal lattice originate competing in-plane MEL anisotropy terms, and their balance, jointly to the magnetocrystalline (MC) anisotropy, is the mechanism that triggers the basal-plane spin reorientation. The SFT model includes crystal-field (CF) and exchange (EXCH) high-order MEL constants, and is successfully tested in a Ho-based superlattice. Finally, sixfold EXCH α -MEL constants are proven larger than CF counterparts in absolute value, which indicates that the anisotropic part of the volume and tetragonal MS modes are dominated by two-ion MEL interactions.

II. THERMAL ANALYSIS OF THE VOLUME AND TETRAGONAL MAGNETOSTRICTION MODES IN HOLMIUM.

Firstly, it is important to notice that the CTM²⁵ usually considers terms up to second-order in the angular momentum operators, i.e. the magnetostrictive hexagonal solid is approximated by a crystallographic lattice with cylindrical symmetry. The differentiated aspect of this study is the starting point of our analysis, i.e. the relationships for the α -MS, i.e. $\bar{\epsilon}_{\alpha 1}$ and $\bar{\epsilon}_{\alpha 2}$, which include coefficients up to sixth-order in the angular momentum operators [see Appendix]. The approach outlined here in order to undertake the yet not well-understood linear MS in Ho⁴² consists of analyzing the temperature dependence of symmetric α -MS modes, rather than the linear MS, which encompasses a complex mix of temperature-dependent coefficients, being this approach general to magnetic solids with hexagonal symmetry.

From the linear anomalous expansions in Ho⁴² measured along the high-symmetry directions in the hexagonal lattice, $\mathbf{a}(1010)$, $\mathbf{b}(10\bar{1}0)$ and $\mathbf{c}(0001)$, it is straightforward to determine the symmetric anomalous expansions²⁵ or spontaneous strictions, $\epsilon_{\alpha 1,2}^{sp}$, which comprise lattice (Debye-Grüneisen) and magnetoelastic (*magnet-induced*) lattice distortions. If the Debye-Grüneisen

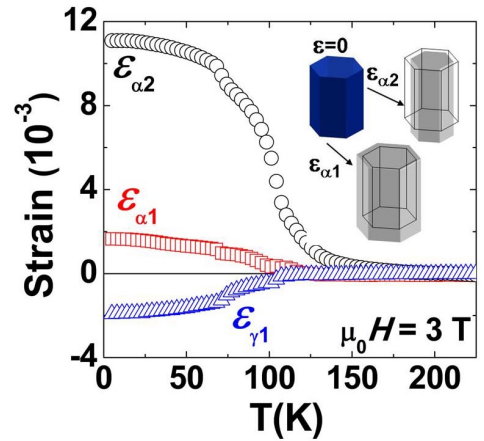


FIG. 1: (color online). Symmetric volume, $\bar{\epsilon}_{\alpha 1}$ (black circles), tetragonal, $\bar{\epsilon}_{\alpha 2}$ (red squares) and orthorhombic, $\bar{\epsilon}_{\gamma 1}$ (blue triangles), magnetostriction (MS) modes in single-crystal Ho, belonging to the symmetric representations Γ^α and Γ^γ in hexagonal symmetry²⁵. α - and γ -MS modes have been obtained working out the linear MS modes measured by Rhyne *et al.*,⁴². For further details see text.

contribution⁴³ is properly taken away, the resulting can be attributed to the *zero-field magnetostriction*, $\bar{\epsilon}_{\alpha 1,2}^0$. Similarly, from the linear strictions measured under a strong enough applied magnetic field⁴² ($\mu H=3$ T) that ensures the full alignment of the spin arrangement⁴⁴ along $\mathbf{H} \parallel \mathbf{b}$, the *symmetric field-induced (forced) strictions*, $\epsilon_{\alpha 1,2}^h$ can be determined. Additionally, subtracting the lattice contribution⁴³ from $\epsilon_{\alpha 1,2}^h$, yields the α -MS modes, $\bar{\epsilon}_{\alpha 1,2}$.

Fig. 1 shows the α -MS modes in bulk Ho for $\mu_0 H=3$ T. It is observed that $\bar{\epsilon}_{\alpha 1}$ and $\bar{\epsilon}_{\alpha 2}$ attain larger values at low temperature than the symmetry-breaking γ -striction in Ho. In particular, this later attains a smaller value in Ho than in its spin-spiral counterparts, Tb and Dy [i.e. $\bar{\epsilon}_{\gamma 1} \sim 1.3 \times 10^{-3}$ for the former against $\sim 5.7 \times 10^{-3}$ and $\sim 5.3 \times 10^{-3}$ for the latter²⁸, respectively]. More particularly, a comparative analysis of the α -MS modes reveals that $\bar{\epsilon}_{\alpha 2}$ is almost an 80% larger in Ho than in Dy, whereas that $\bar{\epsilon}_{\alpha 1}$ attains a value that is about 20% bigger in Dy than in Ho [not shown here]; furthermore, the ratio $\bar{\epsilon}_{\alpha 2}/\bar{\epsilon}_{\alpha 1}$ in Ho indicates a clear asymmetry between the α -strictions, being considerably larger $\bar{\epsilon}_{\alpha 2}$; however, this asymmetry is less marked in Dy where both α -strictions modes reach much alike values.

The extension of the CTM up to sixth-order provides relationships for $\bar{\epsilon}_{\alpha 1,2}$ [see Appendix, Eq. (A17)], which can be rearranged according to its dependence on the azimuthal angle, ϕ , as follows,

$$\bar{\epsilon}_{\alpha 1,2} = \bar{\epsilon}_{\alpha 1,2}^0 + \bar{\epsilon}_{\alpha 1,2}^\phi \quad (1)$$

where $\bar{\epsilon}_{\alpha 1,2}^0$ and $\bar{\epsilon}_{\alpha 1,2}^\phi$ are thereafter referred to as the isotropic and anisotropic (ϕ -dependent) contributions to

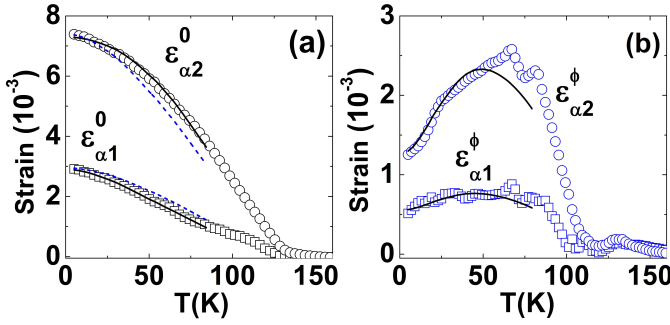


FIG. 2: (color online)(a) Temperature scaling of (a) the zero-field volume (squares) and tetragonal (circles) symmetric magnetostriction (MS), this is $\bar{\varepsilon}_{\alpha 1}^0$ and $\bar{\varepsilon}_{\alpha 2}^0$, respectively, and (b) the anisotropic sixfold (squares) and tetragonal (circles) MS, $\bar{\varepsilon}_{\alpha 1}^\phi$ and $\bar{\varepsilon}_{\alpha 2}^\phi$, respectively, obtained after working out the measured linear MS in bulk Ho⁴², *e.g.* after subtraction of the Debye-Grüneisen contribution⁴³ and determining $\bar{\varepsilon}_{\alpha 1,2}^\phi = \bar{\varepsilon}_{\alpha 1,2}^h - \bar{\varepsilon}_{\alpha 1,2}^0$, where $\bar{\varepsilon}_{\alpha 1,2}^h$ is the *field-induced* MS. In (a) the continuous line corresponds to a fitting function, which reads as, $\bar{\varepsilon}_{\alpha 1,2}^0 = \frac{1}{c_{\alpha 1} c_{\alpha 2}} \sum_{l=2,4} M_{\alpha 1,2}^l c_{\alpha 1,2} \hat{I}_{2l+1}[\tilde{m}]$, where the best-fit parameters are: $M_{\alpha 1}^2 = 0.09$ GPa, $M_{\alpha 1}^4 = 0.026$ GPa, $M_{\alpha 2}^2 = 0.9$ GPa and $M_{\alpha 2}^4 = -0.17$ GPa. The dashed line corresponds to a fit, which considers single-ion terms up to $l=2$, so that the best-fit parameters are: $M_{\alpha 1}^2 = 0.12$ GPa and $M_{\alpha 2}^2 = 0.74$ GPa. In (b) the continuous line corresponds to a fitting function, which reads as, $\bar{\varepsilon}_{\alpha 1,2}^\phi(\phi=0) = \frac{1}{c_{\alpha 1} c_{\alpha 2}} (M_{\alpha 1,2}^{66} c_{\alpha 2,1} \hat{I}_{\frac{13}{2}}[\tilde{m}] + D_{\alpha 1,2}^{66} c_{\alpha 2,1} m^2)$, where the best-fit parameters are: $M_{\alpha 1}^{66} = -0.018$ GPa, $M_{\alpha 2}^{66} = -0.19$ GPa, $D_{\alpha 1}^{66} = 0.04$ GPa and $D_{\alpha 2}^{66} = 0.315$ GPa. For further details see Appendix.

the α -MS, respectively, which read as,

$$\begin{aligned} \bar{\varepsilon}_{\alpha 1,2}^0 &= \frac{1}{c_\alpha} \sum_{l=2,4,6} \{ (M_{\alpha 1,2}^l c_{\alpha 2,1} - M_{\alpha 2,1}^l c_{\alpha 3}) \hat{I}_{\frac{2l+1}{2}}[\tilde{m}] \\ &+ (D_{\alpha 1,2}^l c_{\alpha 2,1} - D_{\alpha 2,1}^l c_{\alpha 3}) [\hat{I}_{\frac{3}{2}}(\tilde{m})]^2 \} \end{aligned} \quad (2)$$

and

$$\begin{aligned} \bar{\varepsilon}_{\alpha 1,2}^\phi &= \frac{1}{c_\alpha} \{ (M_{\alpha 1,2}^{66} c_{\alpha 2,1} - M_{\alpha 2,1}^{66} c_{\alpha 3}) \hat{I}_{\frac{13}{2}}[\tilde{m}] \\ &+ (D_{\alpha 1,2}^{66} c_{\alpha 2,1} - D_{\alpha 2,1}^{66} c_{\alpha 3}) (\hat{I}_{\frac{3}{2}}[\tilde{m}])^2 \} \cos 6\phi \end{aligned} \quad (3)$$

In zero-field Ho develops a basal plane helical AFM structure below its Néel temperature $T_N = 132$ K⁴⁵, where the magnetic moments within the same atomic sheet form a ferromagnetic arrangement and when moving along the c -axis, the magnetic moments rotate a fixed angle between adjacent c -planes, forming a spin-spiral magnetic arrangement; below its Curie temperature $T_C = 18$ K, this structure turns into a conical spin-spiral structure, where the magnetic moments tilt away from the c -plane ($\approx 5^\circ$) and lie in the surface of a imaginary cone, developing a small ferromagnetic component along c -axis.

Evaluating $\bar{\varepsilon}_{\alpha 1,2}$ in the helical AFM phase that sets in Ho metal in zero-field, will allow us to make a crucial

identification. Thus, if we sum up in Eq. (1) over all possible orientations for the magnetic moments in the N ferromagnetic sheets, *i.e.* over the azimuthal angle ϕ_i for each i -layer that conforms the spin-spiral arrangement in a bulk Ho crystal, leads to $\sum_i \bar{\varepsilon}_{\alpha 1,2}(\phi_i) \equiv \bar{\varepsilon}_{\alpha 1,2}^0$, given that $\sum_i \cos 6\phi_i = 0$. Therefore, it is possible to identify the $\bar{\varepsilon}_{\alpha 1,2}^0$, given in Eq. (2), with the zero-field (isotropic) α -MS, displayed by Fig. 2(a).

Furthermore, if we proceed with the following subtraction of experimental data, namely $\varepsilon_{\alpha 1,2}^h - \varepsilon_{\alpha 1,2}^{sp}$, the resulting striction will be associated to the symmetric anisotropic contribution to the forced MS, $\bar{\varepsilon}_{\alpha 1,2}^\phi$, evaluated in this case for $\phi=0$ ($\mathbf{H} \parallel b$), which is experimentally demonstrated to be non-negligible, as displayed in Fig. 2(b). Importantly, we highlight that the existence of $\bar{\varepsilon}_{\alpha 1,2}^\phi$, would remain unexplained if only contributions up to $l=2$ were taken into account in Eqs. (A4) and (A7) [see Appendix]. It can be seen that $\bar{\varepsilon}_{\alpha 1,2}^0$ shows a monotonic temperature dependence unlike $\bar{\varepsilon}_{\alpha 1,2}^\phi$, which presents a non-monotonic temperature scaling, as can be seen in Fig. 2. This experimental approach makes evident the need of including competing CF and EXCH six-fold MEL contributions, in order to account for $\bar{\varepsilon}_{\alpha 1,2}^\phi$. The modeling of the temperature variation of the experimental $\bar{\varepsilon}_{\alpha 1,2}^0$ and $\bar{\varepsilon}_{\alpha 1,2}^\phi$ will be performed utilizing the relationships given in Eqs. (2) and (3), respectively. The criteria employed in the analysis consists of finding the best-fitting function, but using the minimum number possible of CF and EXCH MEL constants, and of the lowest l -rank possible. Besides, the MEL constants resulting from the analysis of the α -MS must be suitable input parameters for modeling the observed SFT in Ho. Thus, aiming to elucidate the influence of single- and two-ion contribution, we have attempted three fitting functions for $\bar{\varepsilon}_{\alpha 1,2}^0$: 1) Fit 1 includes CF MEL constants up to $l=2$; fit 2 includes CF MEL constants up to $l=4$ and, finally, fit 3, which includes CF and EXCH MEL constants up to $l=2$. The former fails to produce a fully satisfactory fit of the experimental data, apart for a narrow range at very low temperatures, fit 1 overestimates the experiment for $\bar{\varepsilon}_{\alpha 1}^0$ and underestimates that for $\bar{\varepsilon}_{\alpha 2}^0$. Fits 2 and 3 result in an almost indistinguishable fitting function [not shown here], which in both cases produce an excellent accord between experiment and theory for $\bar{\varepsilon}_{\alpha 1,2}^0$ [see Fig. 2(a)]. From the later, we have opted for retaining fit 2 to the detriment of fit 3, because the former yields a unique set of α -MEL constants that will enable us to model the observed SFT in Ho, which is not the case of fit 3. However, in the case of the $\bar{\varepsilon}_{\alpha 1,2}^\phi$, competing CF and EXCH MEL constants are considered, producing a relatively good agreement between the non-monotonic temperature dependence posed by the experimental data and the model, as seen in Fig. 2(b). Fig. 2 shows details for all attempted fitting functions and the best-fitting parameters calculated. We notice that the extrapolated values at 0 K for $c_{\alpha 1}, c_{\alpha 2}$ and $c_{\alpha 3}$ in Ho have been utilized, given that the temperature

	$M_{\alpha i}^2$	$M_{\alpha i}^4$	$M_{\alpha i}^{66}$	$D_{\alpha i}^{66}$
$\varepsilon_{\alpha 1}$	0.09	0.026	-0.018	0.04
$\varepsilon_{\alpha 2}$	0.9	-0.17	-0.19	0.315

TABLE I: Crystal-field (*single-ion*), $M_{\alpha 1,2}^{66}$ and $M_{\alpha 1,2}^2$, and exchange (*two-ion*), $D_{\alpha 1,2}^{66}$ and $D_{\alpha 1,2}^2$, α -magnetoelastic constants associated to $\varepsilon_{\alpha 1}$ (volume striction), $\varepsilon_{\alpha 2}$ (tetragonal striction) resulting from the analysis of the temperature dependence of these latter in single-crystal Ho. The values are given in GPa.

variation of the symmetric elastic constants⁴⁶ is assumed negligible in comparison to the thermal variation of the MEL constants. The values used are: $c_{\alpha 1}=40$ GPa, $c_{\alpha 2}=100$ GPa and $c_{\alpha 3}=-2$ GPa.

Table I displays the best-fitting MEL constants, which result from the temperature analysis of $\bar{\varepsilon}_{\alpha 1,2}^0$ and $\bar{\varepsilon}_{\alpha 1,2}^\phi$ as explained above. At a glance, the MEL constants associated to the tetragonal MS mode, $\bar{\varepsilon}_{\alpha 2}$, are around about an order of magnitude larger than those associated to the volume expansion, $\bar{\varepsilon}_{\alpha 1}$. The quick analysis of the α -MEL constants reveals the following key features: 1) The tetragonal MS mode is considerably more efficient than the volume expansion mode in decreasing the sixfold magnetic anisotropic energy, since it turns out that $M_{\alpha 2}^{66}=-0.19$ GPa and the ratio $M_{\alpha 2}^{66}/M_{\alpha 1}^{66}\simeq 10$, being fully coherent with a prior study of the impact that an in-plane compression epitaxial strain has upon the sixfold magnetic anisotropy⁴⁷. 2) The uniaxial magnetic anisotropy increases rapidly under the appearance of $\bar{\varepsilon}_{\alpha 2}$, notice that $M_{\alpha 2}^2=0.9$ GPa and the ratio $M_{\alpha 2}^2/M_{\alpha 1}^2=10$. 3) $\bar{\varepsilon}_{\alpha 2}$ and $\bar{\varepsilon}_{\alpha 1}$ have dissimilar effects upon the biaxial magnetic anisotropy constant, given that $M_{\alpha 2}^4=-0.17$ GPa and the ratio $M_{\alpha 1}^4/M_{\alpha 2}^4\simeq -6.5$. 4) $\bar{\varepsilon}_{\alpha 2}$ notably enhances the sixfold anisotropic nature of the exchange coupling, in clear contrast to the smooth influence of $\bar{\varepsilon}_{\alpha 1}$, since the experiment shows that $D_{\alpha 2}^{66}=0.315$ GPa and the ratio $D_{\alpha 1}^{66}/D_{\alpha 2}^{66}\simeq 7.9$. Overall, the effect that the α -strictions and, more particularly $\bar{\varepsilon}_{\alpha 2}$, have upon the indirect-exchange coupling in Ho is in agreement with the findings of a recent crystallo-magnetic phase diagram³⁰, which predicts a trend to reinforce the ferromagnetic order as the c/a ratio increases.

III. SPIN-FLOP TRANSITION MODEL IN HOLMIUM: COMPETING MEL ANISOTROPY TERMS.

The distinctive aspect of the SFT hosted by Holmium is that this is observed in magnetic torque curves²¹, which points to that the most likely mechanism driven the SFT is a field-induced competition between magnetocrystalline (MC) anisotropy, i.e. that due to the undistorted lattice, and α - and γ -MEL anisotropy energy terms. The order parameter of the first-order spin reorientation tran-

sition is the angle, ϕ , that makes the magnetization, \mathbf{M} , with a high-symmetry direction in the BP of the HCP structure. Let us commence by noticing that M in Ho is confined to the BP by a huge uniaxial magnetic anisotropy¹⁶ and, therefore, the relevant anisotropic part of the free energy, F_k can be written as,

$$F_k = \{K_6^6 - (M_{\alpha 1}^{66} + D_{\alpha 1}^{66})\varepsilon_{\alpha 1} + (M_{\alpha 2}^{66} + D_{\alpha 2}^{66})\varepsilon_{\alpha 2}\}\cos 6\phi - \sum_{l=2,4,6} M_{\gamma 2}^l (\varepsilon_{\gamma 1} \cos 2\phi + \varepsilon_{\gamma 2} \sin 2\phi) - \sum_{l=4,6} M_{\gamma 4}^l (\varepsilon_{\gamma 1} \cos 4\phi - \varepsilon_{\gamma 2} \sin 4\phi) \quad (4)$$

where the first term corresponds to the sixfold MC anisotropy energy constant, K_6^6 , the next linear combination involving α -strictions is referred to as the α -MEL anisotropy terms, and the last two sums including γ -strictions to the γ -MEL anisotropy terms, all these terms constitute the effective sixfold MAE in the BP. In the case of Ho, ϕ is the angle that makes M with the b axis, i.e. Holmium's easy direction for M at high field⁴⁴. It is convenient to clarify that Ho's magnetic structure turns from a spin-spiral phase in zero-field into a forced FM structure along $\mathbf{H}\parallel b$, passing through intermediate magnetic phases, such as for instance distorted helix and fan phases as H increases⁴⁵. Fan phases are featured by a rapid increase of the M , so that this latter quickly approaches to a fully magnetized state and results from an ordered bunching of the spin arrangement, posing a narrow angular dispersion around \mathbf{H} ⁴⁸. Assuming that a fan phase can be visualized in first-order of approximation as a pseudo-ferromagnetic structure, then for $H \geq H_{c1}$, where H_{c1} is the critical field for the field-induced transition from a spin-spiral into a fan phase⁴⁸, the condition for $\phi=0$ to become a extreme leads to,

$$\frac{\partial F_k}{\partial \phi} \Big|_{\phi=0} = (M_{\gamma 2}^2 + M_{\gamma 2}^4 + M_{\gamma 2}^6 + 2(M_{\gamma 4}^4 + M_{\gamma 4}^6))\varepsilon_{\gamma 2} = 0 \quad (5)$$

Now, in a general case, both γ -striction modes will be non-null and, therefore, the relationship between γ -MEL constants that must be met for high-symmetry \mathbf{a} and \mathbf{b} directions become extremes in a fan or forced FM phase, compatible with $\varepsilon_{\gamma 2} \neq 0$, reads as,

$$\sum_{l=2,4,6} M_{\gamma 2}^l = -2 \sum_{l=4,6} M_{\gamma 4}^l \quad (6)$$

The condition that must be met for $\phi=0$ to become maximum or minimum, after inserting Eq. (6) into Eq. (5), leads to,

$$\frac{\partial^2 F_k}{\partial \phi^2} = 3(K_6^6 - \sum_{i=1,2} M_{\alpha,i}^{66}\varepsilon_{\alpha,i}) + 2(M_{\gamma 4}^4 + M_{\gamma 4}^6)\varepsilon_{\gamma 1} \quad (7)$$

It becomes clear from inspecting Eq. (7) that the α - and γ -strictions, which are intrinsically functions of the temperature and the applied magnetic field, i.e. $\varepsilon_{(\Gamma)i}(T,H)$,

determine the easy direction for M in Ho. In other words, the balance between the different contributions to the MAE, namely the MC, α - and γ -MEL anisotropy terms, is unambiguously the microscopic mechanism underlying the SFT. Thus, if $\frac{\partial^2 F_k}{\partial \phi^2} < 0$, then $\cos \phi = 0$, which means that the a axis is the easy direction for M . By contrary, if $\frac{\partial^2 F_k}{\partial \phi^2} > 0$, then $\cos \phi = 1$ and the b axis is the easy direction for M .

At this point, it is interesting to set out what high-symmetry direction in the BP the α - and γ -MEL contributions to MAE tend to align the magnetic moments. Firstly, we should consider the sign of the symmetric MS modes at high field [as observed in Fig. 1, we notice that $\varepsilon_{\alpha 1}, \varepsilon_{\alpha 2} > 0$ and $\varepsilon_{\gamma 1} < 0$] and that of the α -MEL [see Table I] and γ -MEL²⁸ constants. In addition, we must bear in mind that the symmetric MS modes in single-crystal Ho are monotonic functions of the temperature [see Fig. 1] and the applied field, such as earlier studies have shown^{18,26,27,49}. Building on these experimental facts, we conclude that the sixfold α -MEL and γ -MEL contributions to the MAE, which are referred to as $K_{6,mel}^{6,\alpha}$ and $K_{6,mel}^{6,\gamma}$ anisotropy constants, respectively, which read as,

$$\begin{aligned} K_{6,mel}^{6,\alpha} &= - \sum_{i=1,2} (M_{\alpha,i}^{66} + D_{\alpha,i}^{66}) \varepsilon_{\alpha,i} \\ K_{6,mel}^{6,\gamma} &= (M_{\gamma 2}^4 + M_{\gamma 4}^6) \varepsilon_{\gamma 1} \end{aligned} \quad (8)$$

compete each other to align M along high-symmetry directions in the BP of the HCP structure. Thus, if we consider that $M_{\gamma 4}^6 \ll M_{\gamma 4}^4 \approx -0.85$ GPa²⁸ [notice that experimentally the γ -MS in Ho is finely modeled by utilizing a few low-rank MEL constants²⁸], which means that $K_{6,mel}^{6,\gamma} > 0$ and, therefore, we can conclude that γ -MEL anisotropy term tends to align \mathbf{M} along \mathbf{b} direction, competing with K_6^6 .²⁸ On the other hand, from inspecting Eq. (8), we observe that $K_{6,mel}^{6,\alpha} < 0$, which indicates that α -MEL anisotropy term tends to align \mathbf{M} along \mathbf{a} direction, co-operating with K_6^6 .

In order to test the proposed model for the SFT in Ho, we find appropriate to re-arrange $K_{6,mel}^{6,\alpha}$ and $K_{6,mel}^{6,\gamma}$. To this end, the relationships for $\bar{\varepsilon}_{\alpha 1}, \bar{\varepsilon}_{\alpha 2}$ [given in Eq. (1)] and $\bar{\varepsilon}_{\gamma 1}$ ²⁸ will be inserted into the Eq. (8), which after retaining only α -MEL constants up to $l=2,4$, and considering that $c_\alpha = c_{\alpha 1} c_{\alpha 2} - c_{\alpha 3}^2 \approx c_{\alpha 1} c_{\alpha 2}$, which enables us to provide a further simplified relationship, leading to,

$$K_{6,mel}^{6,\alpha} \simeq \sum_{i=1,2} \frac{-1}{c_{\alpha i}} \left(\sum_{l=2,4} M_{\alpha i}^l \hat{I}_{l+\frac{1}{2}}[\hat{m}] \right) (M_{\alpha i}^{66} \hat{I}_{\frac{1}{2}}[\hat{m}] + D_{\alpha i}^{66} m^2) \quad (9)$$

and applying the same cut-off criteria to γ -MEL constants, leads to,

$$K_{6,mel}^{6,\gamma} \simeq \frac{-1}{c_\gamma} \{ M_{\gamma 2}^2 M_{\gamma 4}^4 \hat{I}_{\frac{5}{2}}[\hat{m}] \hat{I}_{\frac{3}{2}}[\hat{m}] + M_{\gamma 2}^4 M_{\gamma 4}^4 (\hat{I}_{\frac{9}{2}}[\hat{m}])^2 \} \quad (10)$$

where $c_\gamma = 2(c_{11} - c_{12}) = 106.6$ GPa.⁴⁶ Finally, the effective sixfold MAE constant can be written as,

$$K_6^{6,eff} = K_{6,mc}^6 \hat{I}_{\frac{13}{2}}[\hat{m}] + K_{6,mel}^{6,\alpha} + K_{6,mel}^{6,\gamma} \quad (11)$$

In order to test whether the proposed MEL model, which is summarized in Eq. (11), replicates a change of sign in $K_6^{6,eff}$ as H is swept in the [Ho₈₅/Lu₁₅]₅₀ superlattice (SL), in which the SFT was firstly observed²¹, the first aspect we must consider is the influence that the finite-size⁵⁰ of the Ho layers has upon the MEL constants. Thus, as an earlier study⁴⁷ has shown, the development of typical epitaxial strains in multilayered RE-based systems originated a negligible alteration, if any at all, in the γ -MEL constants; however, the α -MEL ones experienced an appreciable strain-induced modification, which is in a general case modelled as follows²³:

$$M_{\alpha 1,2}^p = \frac{M_{\alpha 1,2}^p(0)}{1 + b' \varepsilon_{\alpha 1,2}} \quad (12)$$

where $p(=2,4$ and $66)$, $M_{\alpha 1,2}^p(0) \equiv M_{\alpha 1,2}^p(\varepsilon_{\alpha 1,2}=0)$ and $b'=10^4$. Let us assume that Eq. (12) is equally valid for two-ion MEL constants. Besides, we will assume that the developed epitaxial strain in the target Ho/Lu SL is mostly isotropic in the deposition plane, as a prior study suggested⁴⁷. In this way, making the following identification $\varepsilon_{xx} = \varepsilon_{xx} \equiv \varepsilon_{\parallel}$ and $\varepsilon_{zz} \equiv \varepsilon_{\perp}$, where ε_{\parallel} and ε_{\perp} are the in- and out-of-plane strains, respectively, and modelling the thickness dependence of ε_{\parallel} by the relationship, $\varepsilon_{\parallel} = \varepsilon_0 t_{Lu} / (c t_{Lu} + t_{Ho})$ ⁵¹, where $\varepsilon_0 = \frac{a_{Lu} - a_{Ho}}{a_{Ho}} = -0.0204$, is the lattice mismatch, $a_{Ho(Lu)}$ is the in-plane lattice parameter¹⁶ for Ho(Lu), $t_{Ho,Lu}$ is the Ho(Lu) nominal layer thickness [85 monolayers (MLs) for Ho and 15 MLs for the Lu layers] and $c=0.95$ is a constant resulting from the ratio between Ho and Lu elastic constants and, finally, making use of the Poisson's ratio $\varepsilon_{\perp} = -2\varepsilon_{\parallel} c_{13}/c_{33}$ ⁵², where the ratio $c_{13}/c_{33} = 0.26$ ⁴⁶ in bulk Ho, it is straightforward to calculate that $\varepsilon_{\alpha 1} \simeq \frac{3}{2}\varepsilon_{\parallel}$ and $\varepsilon_{\alpha 2} \simeq -\frac{1}{4}\varepsilon_{\parallel}$, where $\varepsilon_{\parallel} = -0.00308$. For illustrative purposes, the epitaxial strain developed in the Ho₈₅/Lu₁₅ SL [in-plane compression] entails a sharp diminishing of the α -MEL constants, which in the case of $\varepsilon_{\alpha 2}$ means that these latter solely amount to a 12% out of the unstrained constant values.

Fig. 3 shows the experimental SFT driven by field in the Ho₈₅/Lu₁₅ SL at $T=50$ K. It is observed that the outlined model achieves an excellent agreement with the experiment. The sign cross-over manifested by the field-dependent $K_6^{6,eff}$ is modelled making use of Eq. (11), so that we have taking $K_6^6 = -1.84$ MPa²⁸, $K_{6,mel}^{6,\gamma}$ as given in Eq. (10), $K_{6,mel}^{6,\alpha}$ as given in Eq. (9), the α -MEL constants determined in this study [see Table I] and the earlier obtained γ -MEL²⁸ constants in Ho. Notice that we have taken into account the strain dependence of the α -MEL applying Eq. (12) to estimate the strain-induced downsizing. The only parameter utilized is the measured $m(T=50$ K, $H)$ in the Ho/Lu SL, which determines the

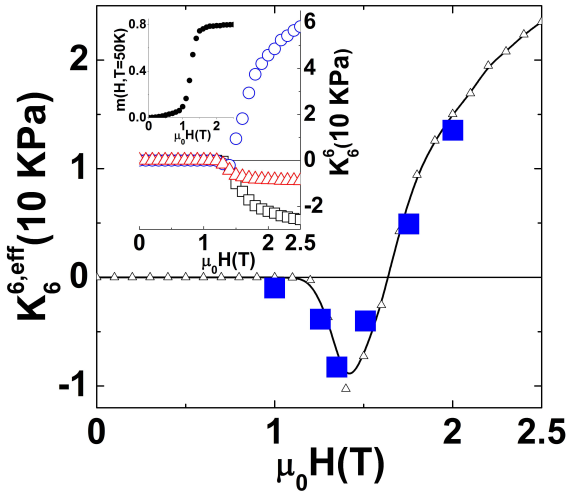


FIG. 3: (color online). Field-dependent effective sixfold magnetic anisotropic energy (MAE) constant, $K_6^{6,eff}$, (filled squares) experimentally determined in a $[\text{Ho}_{85}/\text{Lu}_{15}]_{50}$ ²¹ superlattice at $T=50$ K. The empty triangles correspond to the calculated values for $K_6^{6,eff}$ using Eq. (11) [the line serves as a eye-guide]. The insert graph displays the field-dependent magnetocrystalline, γ - and α -magnetoelastic MAE constants, $K_{6,mc}^6$ (black squares), $K_{6,mel}^{6,\gamma}$ (blue circles) and $K_{6,mel}^{6,\alpha}$ (red triangles), respectively as a function of the reduced magnetization, $m(T=50 \text{ K}, H)$, equally shown, utilized in the simulation of the in-plane spin-flop transition. For further details see text.

values of the reduced hyperbolic Bessel functions. For completeness, Fig. 3 also displays $m(T=50 \text{ K}, H)$, and the calculated field-dependent MC, γ - and α -MEL anisotropy terms utilized in the simulation as a function of H . The experimental critical field for the SFT at $T=50$ K is $\mu_0 H_c(K_6^{6,eff} \approx 0) \approx 1.6$ T.

Finally, a brief remark on the discarding of fit 3. If we proceeded in the same way spelt out above with the CF and EXCH MEL constants derived from fit 3, it is straightforward to calculate that under such premissis $K_{6,mel}^{6,\alpha}$ would include a dominant term reading as $-1/c_\alpha(D_{\alpha 2}^2 D_{\alpha 2}^{66} c_{\alpha 1} + D_{\alpha 1}^2 D_{\alpha 1}^{66} c_{\alpha 2})m^4$, where the best-fitting parameter would be: $D_{\alpha 1}^2 = -0.1$ GPa, $D_{\alpha 1}^{66} = 0.04$ GPa, $D_{\alpha 2}^2 = 0.38$ GPa and $D_{\alpha 2}^{66} = 0.37$ GPa. Despite taking into account the re-sizing effect introduced by the epitaxial strain into the declared CF and EXCH MEL constants [described by Eq. (12)], the aforementioned α -MEL anisotropy term would force the spins to align along a axis, since in that situation $K_6^{6,eff} < 0$ at any temperature and for any applied H .

IV. CONCLUSIONS.

As a summary, this study develops a MEL model that elucidates the mechanism behind the spin-flop transition

previously observed in Ho nanostructures^{21,22}, which appears to be the interplay between the magnetocrystalline (undistorted lattice), α - and γ -MEL contributions to the in-plane sixfold magnetic anisotropy energy. Besides, the model shows that whereas α -MEL anisotropy tends to align the spins along a axis, co-operating with the magnetocrystalline anisotropy, γ -MEL anisotropy competes with the former, tending to align spins along b axis. The model proposed here builds on the extension of the Callen and Callen Theory of the Magnetostriction²⁵ up to sixth-order in the angular momentum operators, which allows to undertake the temperature analysis of the volume and tetragonal magnetostrictive modes in single-crystal Ho, which remained yet unsolved so far. From that analysis crystal-field and exchange α -MEL constants are determined, providing essential input parameters for testing the model of the spin-flop transition in a $[\text{Ho}_{85}/\text{Lu}_{15}]_{50}$ superlattice. For the first time in a rare-earth metal, sixfold single- and two-ion α -MEL constants, which are shown particularly large in the case of the tetragonal magnetostriction mode, where $D_{\alpha 2}^{66} = 0.365$ GPa and $M_{\alpha 2}^{66} = -0.2$ GPa, demonstrating that fully symmetric magnetostriction is dominated by spin-lattice interactions with exchange origin. This investigation contributes to a better understanding of the complex magnetic phenomena arising in a model system like Holmium, and by extent in heavy rare-earth metals, unravelling the central role played by the MEL anisotropy energy in determining the orientation of the spins in spin-orbit-coupling dominated magnetic systems.

V. ACKNOWLEDGEMENTS

I am deeply grateful to R. C. C. Ward for his technical assistance and to M. Ciria for fruitful discussions. This work was partially supported by the European Commission (contract ref.: 25556 MEIF-2009).

APPENDIX. VOLUME AND TETRAGONAL MAGNETOSTRICTION MODES IN HEXAGONAL SYMMETRY: THE HOLMIUM CASE.

This appendix aims to obtaining the volume and tetragonal magnetostriction modes in hexagonal symmetry provided the CTM²⁵ is extended to sixth-order in the angular momentum operators, the maximum permitted by point-group theory. We will build on the same assumptions that the CTM, i.e. MS is restricted to first order effects, assuming that the spin-lattice coupling is small compared to the magnetic exchange. Additionally, any dynamical coupling between the lattice and the crystal-field and magnetic exchange (crystal-field-phonon and magnonphonon interactions) are also neglected, so

that only the long wavelength static limit is considered. The starting point is the magnetic Hamiltonian, \mathcal{H} , for a RE ion located in a metallic crystal, which reads as follows: $\mathcal{H}=\mathcal{H}_{exch}+\mathcal{H}_{cf}+\mathcal{H}_{ze}$ where the Zeeman term is $\mathcal{H}_{ze}=-g_J\mu_B\mathbf{J}_i\mathbf{H}$, and g_J and \mathbf{J}_i are the Landé-factor and the total angular moment of the i -th ion; the indirect-exchange and crystal-field contributions per ion to \mathcal{H} can be written as follows^{16,53}:

$$\mathcal{H}_{exch}(i) = -\frac{1}{2} \sum_{(j,i)(ml)} \mathcal{K}_l^m(i,j,\bar{\varepsilon}) O_l^m(i,j) \quad (\text{A1})$$

$$\mathcal{H}_{cf}(i) = \sum_{n=2,4,6} B_n^0(i) O_n^0(i,\bar{\varepsilon}) + B_6^6(i,\bar{\varepsilon}) O_6^6(i) \quad (\text{A2})$$

where $\mathcal{K}_l^m(i,j,\bar{\varepsilon})$ and $B_l^m(i,\bar{\varepsilon})$ are the EXCH and CF parameters, which depend on the relative position of the RE ions in the solid, i.e. $\mathbf{R}_i-\mathbf{R}_j$, where \mathbf{R}_i is the position of the i -th RE ion in the hexagonal metallic lattice, leading to the appearance of *magnetoelastic interactions*⁵⁴. We have denoted the single-ion Stevens operators⁵⁵ as $O_l^m(i) \equiv O_l^m(\mathbf{J}_i)$ and the isomorphic two-ion ones as $O_l^m(i,j) \equiv O_l^m(\mathbf{J}_i, \mathbf{J}_j)$ for simplicity. For the sake of completeness, \mathcal{H}_{exch} is introduced in the most general form, which includes anisotropic EXCH contributions. The terms that appear in \mathcal{H}_{exch} are found numerous and varied in nature⁵⁶, but otherwise restricted by symmetry⁵⁷. In RE metals, the main and most important source of anisotropic indirect-exchange interactions⁵⁸ is the coupling between the localized and highly anisotropic $4f$ electron clouds mediated by spin-orbit coupled $5d$ - $6s$ hybridize conduction electrons⁵⁹, as a result of the large $4f$ orbital moment, \mathbf{L} , which among other effects causes the anisotropy of the magnetic moment¹².

The *magnetoelastic* coupling arises as a Taylor series expansion of \mathcal{H}_{exch} and \mathcal{H}_{cf} with respect to the components of the MS, $\bar{\varepsilon}$, so that if assumed small deformations, only linear terms in $\bar{\varepsilon}$ are considerate. It is thereby necessary to include in \mathcal{H} the MEL hamiltonian, \mathcal{H}_{mel} , and the elastic energy per ion, E_{el} . For hexagonal symmetry, E_{el} reads as²⁵:

$$E_{el} = \frac{1}{2}c_{\alpha 1}\varepsilon_{\alpha 1}^2 + c_{\alpha 3}\varepsilon_{\alpha 1}\varepsilon_{\alpha 2} + \frac{1}{2}c_{\alpha 2}\varepsilon_{\alpha 2}^2 + \frac{1}{2}c_{\gamma}(\varepsilon_{\gamma 1}^2 + \varepsilon_{\gamma 2}^2) + \frac{1}{2}c_{\epsilon}(\varepsilon_{\epsilon 1}^2 + \varepsilon_{\epsilon 2}^2) \quad (\text{A3})$$

where the symmetric strains belonging to the symmetric representations in hexagonal symmetry are related to the Cartesian strains as follows: $\varepsilon_{\alpha 1}=\varepsilon_{xx}+\varepsilon_{yy}+\varepsilon_{zz}$, $\varepsilon_{\alpha 2}=\frac{\sqrt{3}}{2}(\varepsilon_{zz}-\frac{\varepsilon_{\alpha 1}}{3})$, $\varepsilon_{\gamma 1}=\frac{1}{2}(\varepsilon_{xx}-\varepsilon_{yy})$, $\varepsilon_{\gamma 2}=\varepsilon_{xy}$, $\varepsilon_{\epsilon 1}=\varepsilon_{xz}$ and $\varepsilon_{\epsilon 2}=\varepsilon_{yz}$. Equally, the symmetric elastic constants are related to the Cartesian ones by the following relationships, $c_{\alpha 1}=\frac{1}{9}(2c_{11}+2c_{12}+4c_{13}+c_{33})$, $c_{\alpha 2}=\frac{2}{3}(c_{11}+c_{12}-4c_{13}+2c_{33})$, $c_{\alpha 3}=\frac{2}{3\sqrt{3}}(-c_{11}-c_{12}+c_{13}+c_{33})$, $c_{\gamma}=2(c_{11}-c_{12})=4c_{66}$ and $c_{\epsilon}=4c_{44}$.

Now, considering the symmetry restrictions imposed by

the point-group theory, the single- and two-ion MEL hamiltonian per ion in hexagonal symmetry can be split into three symmetric deformation modes as follows, $\mathcal{H}_{mel}=\mathcal{H}_{mel}^{\alpha}+\mathcal{H}_{mel}^{\gamma}+\mathcal{H}_{mel}^{\epsilon}$ where the single-ion MEL hamiltonian, \mathcal{H}_{mel}^{cf} , associated to the α - and γ -strinctions can be written as¹⁷,

$$\mathcal{H}_{mel}^{cf,\alpha} = - \sum_{l=2,4,6} (\widetilde{M}_{\alpha 1}^l \varepsilon_{\alpha 1} + \widetilde{M}_{\alpha 2}^l \varepsilon_{\alpha 2}) O_l^0(i) - (\widetilde{M}_{\alpha 1}^{66} \varepsilon_{\alpha 1} + \widetilde{M}_{\alpha 2}^{66} \varepsilon_{\alpha 2}) O_6^6(i) \quad (\text{A4})$$

$$\mathcal{H}_{mel}^{cf,\gamma} = - \sum_{l=2,4,6} \widetilde{M}_{\gamma 2}^l (O_l^2(i) \varepsilon_{\gamma 1} + O_l^{-2}(i) \varepsilon_{\gamma 2}) - \sum_{l=4,6} \widetilde{M}_{\gamma 4}^l (O_l^4(i) \varepsilon_{\gamma 1} - O_l^{-4}(i) \varepsilon_{\gamma 2}) \quad (\text{A5})$$

where $\widetilde{M}_{\Gamma l}^m$ are the single-ion MEL parameters, which are defined as⁵³,

$$\widetilde{M}_{(\Gamma)l}^m(i) = \frac{\partial B_l^m(i,\bar{\varepsilon})}{\partial \varepsilon^{\Gamma}} \Big|_{\varepsilon^{\Gamma}=0} \quad (\text{A6})$$

We notice that only α - and γ -strinction modes will be of interest for this study [Ho is an easy-plane antiferromagnet¹⁶], and thus, although $\mathcal{H}_{mel}^{\epsilon}$ is mentioned for exactness, this will not be considered now on. The two-ion MEL hamiltonian, \mathcal{H}_{mel}^{exch} , which must be invariant under time reversal and the symmetry elements of the spatial point group D_{3h} , this is \mathcal{H}_{mel}^{exch} must be formally isomorphous to \mathcal{H}_{mel}^{cf} . Thus, for instance the α -strinction contribution to \mathcal{H}_{mel}^{exch} , i.e. $\mathcal{H}_{mel}^{exch,\alpha}$, which is of special interest to our study reads as^{24,53},

$$\mathcal{H}_{mel}^{exch,\alpha} = - \sum_{l=2,4,6} (\widetilde{D}_{\alpha 1}^l(ij) \varepsilon_{\alpha 1} + \widetilde{D}_{\alpha 2}^l(ij) \varepsilon_{\alpha 2}) O_l^0(i,j) - (\widetilde{D}_{\alpha 1}^{66}(ij) \varepsilon_{\alpha 1} + \widetilde{D}_{\alpha 2}^{66}(ij) \varepsilon_{\alpha 2}) O_6^6(i,j) \quad (\text{A7})$$

where in this case $\widetilde{D}_{\Gamma l}^m$ are the two-ion MEL parameters, which are generically defined as⁵³,

$$\widetilde{D}_{(\Gamma)l}^m(i,j) = \frac{\partial \mathcal{K}_l^m(i,j,\bar{\varepsilon})}{\partial \varepsilon^{\Gamma}} \Big|_{\varepsilon^{\Gamma}=0} \quad (\text{A8})$$

The aim here is to obtain the relationships for the α -MS modes, i.e. $\bar{\varepsilon}_{\alpha 1,2}$, which will enable us to undertake the temperature analysis of the experimental volume and tetragonal MS in a heavy RE metal. In a general case, CF and EXCH contributions up to sixth-order in the angular momentum operators will be included in the analysis. For didactics, our starting point will be the MEL and elastic α -Hamiltonian including only MEL interactions with CF origin, which reads as:

$$\mathcal{H}_{mel,el}^{\alpha} = - \sum_{i=1}^N \sum_{l=2,4,6} (\widetilde{M}_{\alpha 1}^l \varepsilon_{\alpha 1} + \widetilde{M}_{\alpha 2}^l \varepsilon_{\alpha 2}) Q_l^0(J_i) - (\widetilde{M}_{\alpha 1}^{66} \varepsilon_{\alpha 1} + \widetilde{M}_{\alpha 2}^{66} \varepsilon_{\alpha 2}) Q_6^6(J_i) + N \left(\frac{1}{2} c_{\alpha 1} \varepsilon_{\alpha 1}^2 + \frac{1}{2} c_{\alpha 2} \varepsilon_{\alpha 2}^2 - c_{\alpha 3} \varepsilon_{\alpha 1} \varepsilon_{\alpha 2} \right) \quad (\text{A9})$$

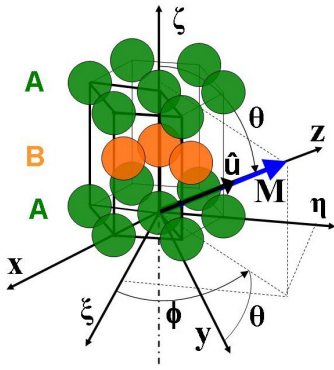


FIG. 4: (color online). Sketch of the hexagonal-close-packed (HCP) lattice featured by heavy rare earth metals. The coordinate system (ξ, η, ζ) is parallel to the principal axis of the HCP lattice, *i.e.* $(\mathbf{a}, \mathbf{b}, \mathbf{c})$. The coordinate system (x, y, z) is rotated with respect to (ξ, η, ζ) , forming angles (θ, ϕ) , so that x axis lies in the (ξ, η) plane. The magnetization \mathbf{M} is oriented along the direction defined by $\hat{\mathbf{u}}$.

where $Q_m^l(i) \equiv Q_m^l(\mathbf{J}_i)$ are single-ion Stevens' operators, where \mathbf{J}_i is now the total angular momentum per ion referred to a coordinate system (ξ, η, ζ) parallel to the principal \mathbf{a}, \mathbf{b} and \mathbf{c} directions of the hexagonal crystallographic lattice [see Fig. 4], so that ζ is the quantification axis for \mathbf{J} . The α -MS are obtained by minimizing the sum of the elastic and MEL contributions to the α -free-energy density, *i.e.* $F^\alpha = F_{el}^\alpha + F_{mel}^\alpha$ with respect to the α -strains, $\varepsilon_{\alpha 1,2}$, so that F_{el}^α is written classically and F_{mel}^α is obtained by taking the thermal average of the MEL α -Hamiltonian, *i.e.* $\langle \mathcal{H}_{mel,el}^\alpha \rangle$. In this way, resolving $\partial \langle \mathcal{H}^\alpha \rangle / \partial \varepsilon_{\alpha i} = 0$ will yield the α -MS originated by spin-lattice interactions with CF origin, $\bar{\varepsilon}_{\alpha 1,2}^{cf}$, which can be written as⁶⁰:

$$\bar{\varepsilon}_{\alpha 1,2}^{cf} = \frac{N}{c_\alpha} \sum_{l=2,4,6} (\tilde{M}_{\alpha 1,2}^l c_{\alpha 2,1} - \tilde{M}_{\alpha 2,1}^l c_{\alpha 3}) \langle Q_l^0(i) \rangle + (\tilde{M}_{\alpha 1,2}^{66} c_{\alpha 2,1} - \tilde{M}_{\alpha 2,1}^{66} c_{\alpha 3}) \langle Q_6^6(i) \rangle \quad (\text{A10})$$

Ho develops a spin-spiral AFM structure⁴⁵ below its Néel temperature, $T_N = 132$ K, so that the basal plane (BP) of the HCP structure is the easy plane and the b direction is the easy axis for the magnetization, M . Due to its large sixfold magnetic anisotropy^{16,28}, the linear MS experiments were carried out with the applied magnetic field, H , along the b axis. Therefore, $\bar{\varepsilon}_{\alpha 1,2}$ must be obtained for M in the BP of the HCP lattice. On applying a strong enough H along an arbitrary direction defined by the unitary vector, $\hat{\mathbf{u}}$, if we choose a coordinate system, (x, y, z) , so that forms angles (θ, ϕ) with respect to (ξ, η, ζ) [see Fig. 4] and $z \parallel \hat{\mathbf{u}}$, then assuming that \hat{x} is kept in the c -plane of the HCP crystal lattice, it can be demonstrated that the Stevens operators, $Q_l^m(\mathbf{J}_i)$, referred to the (ξ, η, ζ) can be written as a linear combination of the Stevens operators $O_l^m(\mathbf{J}'_i)$ [where these latter are defined as a function of \mathbf{J}'_i , the total angular momentum operators referred to the (x, y, z)] which

reads⁶¹,

$$Q_l^m(\mathbf{J}_i) = \sum_{m'} b_l^{m,m'} O_l^{m'}(\mathbf{J}'_i) \quad (\text{A11})$$

where the coefficients of the transfer matrix are defined as $b_l^{m,m'} = \langle O_l^m | Q_l^m \rangle O_l^{m'}(\mathbf{J}'_i)$. Given that $O_l^m(\mathbf{J}'_i)$ equally possesses cylindrical symmetry around $\hat{\mathbf{u}}$, only those thermal averages having $m = 0$ will not be vanish⁶². In this way, $\langle Q_l^m(\mathbf{J}'_i) \rangle_{\mathbf{T}} \propto \mathbf{b}_l^m \langle O_l^0(\mathbf{J}'_i) \rangle_{\mathbf{T}}$, where $b_l^m \propto \mathcal{P}_l^m(\cos\theta) \cos(m\phi)$, for $m > 0$ and $b_l^m \propto \mathcal{P}_l^{|m|}(\cos\theta) \sin(|m|\phi)$ for $m < 0$, being $\mathcal{P}_l^m(\cos\theta)$ the associated Legendre's polynomial of first kind. Now, considering that a good approximation for the thermal average $\langle O_l^0(\mathbf{J}'_i) \rangle_{\mathbf{T}}$ can be written as⁶³,

$$\langle O_l^0(\mathbf{J}) \rangle_{\mathbf{T}} = c_l J^{(l)} \frac{I_{l+\frac{1}{2}}(\tilde{m})}{I_{1/2}(\tilde{m})} \equiv c_l J^{(l)} \hat{I}_{l+\frac{1}{2}}(\tilde{m}) \quad (\text{A12})$$

where $\hat{I}_{l+\frac{1}{2}}(\tilde{m})$ is the reduced hyperbolic Bessel function and $\tilde{m} \equiv \mathcal{L}^{-1}[m(T)]$ is the inverse of the Langevin's function, m is the reduced magnetization, c_l are numerical constants and $J^{(l)} \equiv J(J-1)(J-\frac{1}{2}) \dots (J-\frac{l-1}{2})$. Now, if considered that \mathbf{M} lies in the BP, the rotation of the angular momentum operators described by the Eq. (A11) should be evaluated for $\theta = \pi/2$ ⁶¹. Doing so, inserting this result in Eq. (A10) and evaluating the thermal averages accordingly to Eq. (A12), we then obtain that the CF α -MS reads as:

$$\bar{\varepsilon}_{\alpha 1,2}^{cf} = \frac{1}{c_\alpha} \sum_{l=2,4,6} (M_{\alpha 1,2}^l c_{\alpha 2,1} - M_{\alpha 2,1}^l c_{\alpha 3}) \hat{I}_{l+\frac{1}{2}}[\tilde{m}] + (M_{\alpha 1,2}^{66} c_{\alpha 2,1} - M_{\alpha 2,1}^{66} c_{\alpha 3}) \hat{I}_{l+\frac{1}{2}}[\tilde{m}] \cos(6\phi) \quad (\text{A13})$$

where $M_{\alpha 1,2}^l$ and $M_{\alpha 2,1}^{66}$ are MEL constants related to the MEL parameters as follows: $M_{\alpha 1,2}^l \propto J^{(l)} \tilde{M}_{\alpha 1,2}^l \alpha_l \langle r_{4f}^l \rangle$ and $M_{\alpha 1,2}^{66} \propto J^{(6)} \tilde{M}_{\alpha 1,2}^{66} \beta_J \langle r_{4f}^6 \rangle$, where $\alpha_l (= \langle J || O_l || J \rangle)$ is the l -th Stevens' factor⁶⁴, this is $\alpha_l \equiv \alpha_{J,\gamma_J}$ and β_J , for $l=2,4$ and 6 , respectively, and $\langle r_{4f}^l \rangle$ is the l -th multipole⁶⁵ of the $4f$ wave functions⁶⁶.

At this point, it is now appropriate to obtain the α -MS due to spin-lattice interactions with exchange origin, $\bar{\varepsilon}_{\alpha 1,2}^{exch}$. If we proceeded in the same way as done in the case of the single-ion contributions to $\mathcal{H}_{mel,el}^\alpha$, bearing in mind the existing isomorphism between $\mathcal{H}_{mel}^{cf,\alpha}$ and $\mathcal{H}_{mel}^{exch,\alpha}$, which is clear from inspecting Eqs. (A4) and (A8), we could conclude that $\bar{\varepsilon}_{\alpha 1,2}^{exch}$ can be written as²⁴,

$$\bar{\varepsilon}_{\alpha 1,2}^{exch} = \frac{N}{c_\alpha} \sum_{l=2,4,6} (\tilde{D}_{\alpha 1,2}^l c_{\alpha 2,1} - \tilde{D}_{\alpha 2,1}^l c_{\alpha 3}) \langle Q_l^0(i, j) \rangle + (\tilde{D}_{\alpha 1,2}^{66} c_{\alpha 2,1} - \tilde{D}_{\alpha 2,1}^{66} c_{\alpha 3}) \langle Q_6^6(i, j) \rangle \quad (\text{A14})$$

and, thereby, $\bar{\varepsilon}_{\alpha 1,2}^{exch}$ is isomorphic to $\bar{\varepsilon}_{\alpha 1,2}^{cf}$, given by Eq. (A11). As done in the case of the α -MS with CF origin, $Q_l^m(\mathbf{J}_i, \mathbf{J}_j)$ must be obtained for the case of $\mathbf{M} \perp \mathbf{c}$.

We notice that under a rotation of coordinate system, see Fig. 4, $Q_m^l(\mathbf{J}_i, \mathbf{J}_j)$ transforms isomorphically as its equivalent classical spherical harmonic does. In such a situation, only rotations of the two-ion angular momentum complex as a whole are of interest⁶⁷, this is the two-ion total angular momentum complex acts like a single ion of angular momentum $2\mathbf{J}$. Thus, the relation between $Q_m^l(\mathbf{J}_i, \mathbf{J}_j)$ and $O_m^l(\mathbf{J}'_i, \mathbf{J}'_j)$ reads as, $Q_m^l(i,j) = \sum_{m'} b_l^{m,m'} O_m^{m'}(i,j)$ where the coefficients $b_l^{m,m'}$ are the same as those resulting from the rotation of single-ion Stevens operators [see Eq. (A12)]. Equally, the two-ion angular momentum complex possesses cylindrical symmetry around the quantization axis, i.e. $\hat{u} \parallel \mathbf{M}$ in the case of the new (x,y,z) and, therefore, the thermal average of $Q_m^l(\mathbf{J}_i, \mathbf{J}_j)$ can be obtained as well: $\langle Q_m^l(\mathbf{J}'_i, \mathbf{J}'_j) \rangle \propto b_l^m \langle O_m^l(\mathbf{J}'_i, \mathbf{J}'_j) \rangle$. One requires to turn to the ubiquitous Hartree-Fock decoupling approximation²⁵ to evaluate the thermal average of two-ion Stevens operators^{12,28}, which leads to,

$$\langle O_6^0(\mathbf{J}'_i, \mathbf{J}'_j) \rangle \equiv \langle O_2^0(\mathbf{J}'_i, \mathbf{J}'_j) \rangle = \langle J_{i\zeta} J_{j\zeta} \rangle \propto m^2 \quad (\text{A15})$$

Evaluating the rotation of $Q_m^l(i,j)$ for the case in which \mathbf{M} is in the BP. i.e. for $\theta = \pi/2$, and inserting $\langle O_6^0(\mathbf{J}'_i, \mathbf{J}'_j) \rangle$ given by the Eq. (A15) into the Eq. (A14), the α -MS with EXCH origin can be written as follows:

$$\bar{\varepsilon}_{\alpha_{1,2}}^{exch} = \frac{1}{c_\alpha} \left\{ \sum_{l=2,4,6} (D_{\alpha_{1,2}}^l c_{\alpha_{2,1}} - D_{\alpha_{2,1}}^l c_{\alpha_3}) + (D_{\alpha_{1,2}}^{66} c_{\alpha_{2,1}} - D_{\alpha_{2,1}}^{66} c_{\alpha_3}) \cos(6\phi) \right\} m^2 \quad (\text{A16})$$

where $D_{\alpha_{1,2}}^l$ and $D_{\alpha_{1,2}}^{66}$ are the two-ion MEL constants, which are related to the EXCH MEL parameters through relationships, which are isomorphic to the case of single-ion MEL constants. The total α -MS is obtained by adding up the α -MS due to spin-lattice interactions with CF and EXCH origin and given in Eqs. (A13) and (A16), respectively. Doing so leads to,

$$\bar{\varepsilon}_{\alpha_{1,2}} = \bar{\varepsilon}_{\alpha_{1,2}}^{cf} + \bar{\varepsilon}_{\alpha_{1,2}}^{exch} \quad (\text{A17})$$

* e-mail: luisbenito.phys@gmail.com

- ¹ J. Ubbink, J. A. Poulis, H. J. Gerritsen, C. J. Gorter, *Physica* **19**, 928 (1953).
- ² L. Néel, *Ann. de Physique* **5**, 232 (1936); *Proc. Phys. Soc. (London) A* **65**, 869 (1952).
- ³ N. J. Poulis, J. van den Handel, J. Ubbink, J. A. Poulis, C. J. Gorter, *Phys. Rev.* **82**, 552 (1951).
- ⁴ Y. Koike, *et al.*, *Phys. Rev. Lett.* **89**, 077202 (2002).
- ⁵ T. Fries, Y. Shapira, F. Palacio, M. C. Morón, G. J. McIntyre, R. Kershaw, A. Wold, E. J. McNiff Jr., *Phys. Rev. B* **56**, 5424 (1997).
- ⁶ W. Wernsdorfer, N. Aliaga-Alcalde, D. N. Hendrickson, G. Christou, *Nature* **416**, 406 (2002).
- ⁷ I. Tsukada, J. Takeya, T. Masuda, and K. Uchinokura, *Phys. Rev. Lett.* **87**, 127203 (2001).
- ⁸ M.D. Lumsden, B.C. Sales, D. Mandrus, S.E. Nagler, J.R. Thompson, *Phys. Rev. Lett.* **86**, 159 (2001).
- ⁹ R. W. Wang, D. L. Mills, E. E. Fullerton, J. E. Mattson, S. D. Bader, *Phys. Rev. Lett.* **72**, 920 (1994).
- ¹⁰ T. Chattopadhyay, *Science* **264**, 226 (1994).
- ¹¹ F. Li, T. Nattermann, and V. L. Pokrovsky, *Phys. Rev. Lett.* **108**, 107203 (2012).
- ¹² L. Benito, K. Dumesnil, and R. C. C. Ward, *Phys. Rev. B* **90**, 054407 (2014).
- ¹³ H. B. Møller and J. C. G. Houmann, *Phys. Rev. Lett.* **16**, 737 (1966).
- ¹⁴ H. B. Møller, J. C. G. Houmann, and A. R. Mackintosh, *Phys. Rev. Lett.* **19**, 312 (1967).
- ¹⁵ R. M. Nicklow, N. Wakabayashi, M. K. Wilkinson, and R. E. Reed, *Phys. Rev. Lett.* **26**, 140 (1971).
- ¹⁶ *Magnetic properties of Rare Earth Metals*. Edited by R. J. Elliot (Plenum Press Pub., London 1972).
- ¹⁷ J. Jensen and A. R. Mackintosh. *Rare Earth Magnetism* (Clarendon Press, Oxford 1991).
- ¹⁸ S. Legvold, J. Alstad and J. Rhyne, *Phys. Rev. Lett.* **10**, 509 (1963).
- ¹⁹ Doon Gibbs, D. E. Moncton, K. L. D'Amico, J. Bohr, and

- B. H. Grier, *Phys. Rev. Lett.* **55**, 234 (1985)
- ²⁰ L. Benito, J. I. Arnaudas, and A. del Moral, *Rev. Sci. Instrum.* **77**, 025101 (2006).
- ²¹ L. Benito, M. Ciria, C. de la Fuente, J. I. Arnaudas, R. C. C. Ward, and M. R. Wells, *Phys. Rev. Lett.* **94**, 227204 (2005).
- ²² L. Benito, M. Ciria, A. Fraile, D. Fort, J. S. Abell, and J. I. Arnaudas, *Phys. Rev. Lett.* **98**, 267201 (2007).
- ²³ L. Benito, C. Ballesteros, and R. C. C. Ward, *Phys. Rev. B* **89**, 134421 (2014).
- ²⁴ L. Benito, Ph.D. Thesis (Universidad de Zaragoza, unpublished 2004).
- ²⁵ E. R. Callen and H. B. Callen, *Phys. Rev.* **129**, 578 (1963); **139**, A455 (1965).
- ²⁶ M. Ciria, J. I. Arnaudas, A. del Moral, G. J. Tomka, C. de la Fuente, P. A. J. de Groot, M. R. Wells and, R. C. C. Ward, *Phys. Rev. Lett.* **75**, 1634 (1995).
- ²⁷ M. Ciria, J. I. Arnaudas, A. del Moral, M. R. Wells and, R. C. C. Ward, *Appl. Phys. Lett.* **72**, 2044 (1998).
- ²⁸ L. Benito, J. I. Arnaudas, M. Ciria, C. de la Fuente, and A. del Moral, *J. Phys.: Condens. Matter* **16**, 7151 (2004)
- ²⁹ A. P. Cracknell and K. C. Wong, *The Fermi Surface* (Clarendon, Oxford, 1973).
- ³⁰ I. D. Hughes, *et al.*, *Nature* **446**, 650 (2007).
- ³¹ A. Vl. Andrianov, *J. Magn. Magn. Mater.* **140144**, 749 (1995).
- ³² A. Vl. Andrianov and O. D. Chistiakov, *Phys. Rev. B* **55**, 14107 (1997).
- ³³ A. Vl. Andrianov, D. I. Kosarev, and A. I. Beskrovnyi, *Phys. Rev. B* **62**, 13844 (2000).
- ³⁴ A. Vl. Andrianov and O. A. Saveleva *Phys. Rev. B* **67**, 012405 (2003).
- ³⁵ A. Vl. Andrianov, O. A. Saveleva, E. Bauer, and J. B. Staunton, *Phys. Rev. B* **84**, 132401 (2011).
- ³⁶ H. M. Fretwell, *et al.*, *Phys. Rev. Lett.* **82**, 3867 (1999).
- ³⁷ Doon Gibbs, D. R. Harshman, E. D. Isaacs, D. B. McWhan, D. Mills, and C. Vettier, *Phys. Rev. Lett.* **61**,

- 1241 (1988).
- ³⁸ J. W. A. Robinson, J. D. S. Witt and M. G. Blamire, *Science* **329**, 59 (2010).
- ³⁹ E. Weschke, *et al.*, *Phys. Rev. Lett.* **93**, 157204 (2004).
- ⁴⁰ F. Cinti, A. Cuccoli, and A. Rettori, *Phys. Rev. B* **78**, 020402(R) (2008).
- ⁴¹ S. Konings, C. Schüßler-Langeheine, H. Ott, E. Weschke, E. Schierle, H. Zabel, and J. B. Goedkoop, *Phys. Rev. Lett.* **106**, 077402 (2011).
- ⁴² J. J. Rhyne, S. Legvold, and E. T. Rodine, *Phys. Rev.* **154** 266 (1967).
- ⁴³ N. W. Ashcroft and N. D. Mermin, *Solid State Physics* (Holt, New York, 1976).
- ⁴⁴ D. L. Strandburg, S. Legvold, and F. H. Spedding, *Phys. Rev.* **27**, 2046 (1962).
- ⁴⁵ W. C. Koehler, J. W. Cable, M. K. Wilkinson, and E. O. Wollan, *Phys. Rev.* **151**, 414 (1966); W. C. Koehler, J. W. Cable, H. R. Child, M. K. Wilkinson, and E. O. Wollan, *Phys. Rev.* **158**, 450 (1967).
- ⁴⁶ S. B. Palmer, *J. Phys. Chem. Solids* **31**, 143 (1970).
- ⁴⁷ L. Benito, J. I. Arnaudas, M. Ciria, C. de la Fuente, A. del Moral, R. C. C. Ward, and M. R. Wells, *Phys. Rev. B* **70**, 052403 (2004).
- ⁴⁸ L. Benito, R. C. C. Ward, and M. G. Blamire, *Phys. Rev. B* **88**, 224407 (2013).
- ⁴⁹ H. Ohsumi, K. Tajima, N. Wakabayashi, Y. Shinoda, K. Kamishima, and T. Goto, *J. Phys. Soc. Jpn.* **66**, 1896 (1997).
- ⁵⁰ S. W. Sun and R. C. O'Handley, *Phys. Rev. Lett.* **66**, 2798 (1991); R. C. O'Handley and S. W. Sun, *J. Magn. Magn. Mater.* **104-107**, 1717 (1992).
- ⁵¹ J. I. Arnaudas, *et al.*, in *Frontiers in Magnetism of Reduced Dimensions Systems*, edited by V. G. Baryakhtar, P. E. Wigen and N. A. Lesnik (Kluwer Academic, Dordrecht, 1998), p. 525.
- ⁵² D. Sander, *J. Phys.: Condens. Matter* **16**, R603 (2004).
- ⁵³ M. Doerr, M. Rotter, and A. Lindbaum, *Adv. Phys.* **54**, 1 (2005).
- ⁵⁴ E. du Tremolet de Lacheisserie. *"Magnetostriction: Theory and Applications of Magnetoelasticity"* (CRC Press, Florida 1993)
- ⁵⁵ M. T. Hutchings, *Solid State Physics*, **16**, 227 (Academic Press, New York 1964).
- ⁵⁶ W.P. Wolf, *J. Phys. Colloques* **32**, C1-26 (1971).
- ⁵⁷ J. Jensen, *Physica B* **86-88**, 32 (1977).
- ⁵⁸ J. Jensen, J. G. Houmann, and H. B. Møller, *Phys. Rev. B* **12**, 303 (1975).
- ⁵⁹ P. M. Levy, *Solid State Commun.* **7**, 1813 (1969).
- ⁶⁰ O. Danielsen, *Quantum Mechanical Operator Equivalents and Magnetic Anisotropy of Heavy Rare Earth Metals*, Risø Report No. **295** (Danish Atomic Energy Commission, 1973).
- ⁶¹ O. Danielsen and P.-A. Lindgård, *Quantum Mechanical Operator Equivalents Used in the Theory of Magnetism*, Risø Report No. **259** (Danish Atomic Energy Commission, 1972).
- ⁶² J. H. van Vleck, *Phys. Rev.* **52**, 1178 (1937).
- ⁶³ E. R. Callen and H. B. Callen, *J. Phys. Chem. Solids* **27**, 1271 (1966).
- ⁶⁴ K. W. H. Stevens, *Proc. Phys. Soc. (London)* **A65**, 209 (1952).
- ⁶⁵ T. Kasuya, in *Magnetism*, Vol. IIB, edited by G. T. Rado and H. Suhl (Academic Press, New York 1966).
- ⁶⁶ R. E. Watson and A. J. Freeman, *Phys. Rev.* **131**, 250 (1963); **132**, 706 (1963).
- ⁶⁷ J. H. Van Vleck, *J. Phys. Radium, Paris* **20**, 124 (1959).