

FEASIBILITY OF HIGH ALTITUDES LUMINOUS EVENTS STUDY BY INFRARED SPECTRO-IMAGERY EMBEDDED IN A STRATOSPHERIC BALLOON.



S. Payan¹, L. Croizé², J. Bureau¹, F. Duruisseau³, N. Huret³

1 – UPMC Univ, Paris 06, Université Versailles St-Quentin, CNRS/INSU, LATMOS-IPSL, Paris, France

2 – ONERA/DOTA, Palaiseau, France

3 – Laboratoire de Physique et Chimie de l'Environnement, CNRS and Université d'Orléans, Orléans, France

Abstract

HALESIS (High Altitude Luminous Events Studied by Infrared Spectro-imagery) is an innovative project based on hyperspectral imagery. The purpose of this experience is to measure the atmospheric perturbation in the minutes following the occurrence of Transient Luminous Events (TLEs) from a stratospheric balloon in the altitude range of 20 to 40 km. We present the preliminary study that has established the feasibility of the project.

I - Motivation and scientific context

- 1989: 1st record of transient luminous events (TLEs) in the high atmosphere.
- => Demonstration of the existence of another interaction processes between the different atmospheric layers (troposphere, stratosphere, mesosphere and ionosphere).

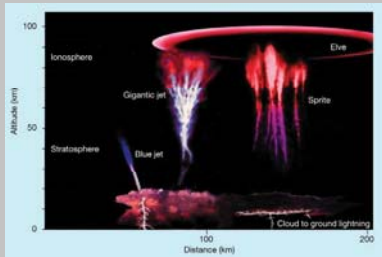


Figure 1: Lightning related TLEs (Pasko V P 2003 Electric jets Nature 423927-9)

Consequences :

- interaction processes between the different atmospheric layers, which was not considered before
- impact not yet quantified
- chemical processes involved having potential broader consequences

| Name | Altitude | Duration |
|----------------|----------|--------------|
| Blue Jets | 10-40 km | A few 100 ms |
| Gigantic Jets | 10-90 km | A few 100 ms |
| Sprites | 50-90 km | 10 ms |
| Elves or Halos | 70-90 km | 1 ms |

Tableau 1: Altitude and duration of TLEs (Pasko V P 2010 JOURNAL OF GEOPHYSICAL RESEARCH, VOL. 115, A00E35)

II - HALESIS PURPOSE

- The presence of oxygen atoms in electronic excited states has an impact on ozone chemistry.
- Atomic or molecular species excited in electronic or vibrational states can induce various chains of chemical reactions and local enhancements of the concentrations of O₃, NO_x (NO+NO₂), NO⁺, OH,

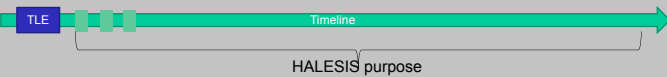


Figure 2: HALESIS experiment timeline.

HALESIS PURPOSE:

What's happened in the minutes following the events;
 To **measure the effect of these events on stratospheric chemistry** by retrieving the concentration of species potentially produced or perturbed (NO_x, O₃, OH, ...)
 To monitor the **vibrationally excited chemical reactions** associated with TLEs.

III. Physical Processes at the origin of TLE

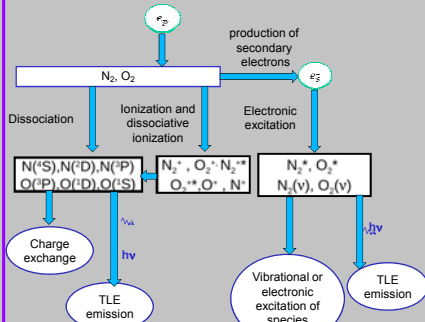


Figure 3: Physical processes at the origin of TLE.

- An electrical perturbation caused by a thunderstorm can trigger a discharge above the clouds in the upper layers of the atmosphere.
- The associated energized electrons excite, ionize or dissociate the major constituents N₂ and O₂ of the atmosphere leading to atomic, molecular, or ionic species.
- When relaxing to lower energy states, visible photons are emitted.

IV - Instrumental setup

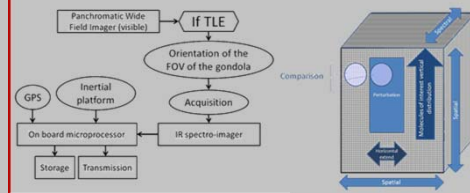
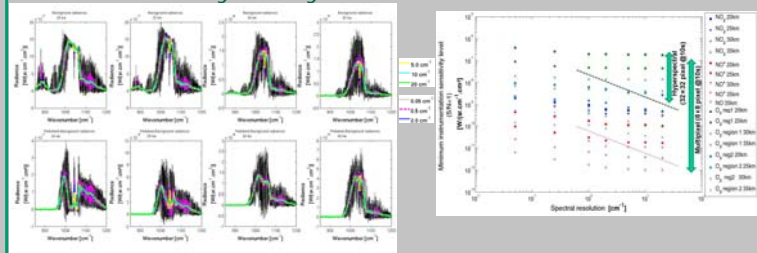


Figure 4: HALESIS instrumentation principle and interest of the use of an hyperspectral imager.

Spectro-imagery is a combination of imaging and spectroscopy. It allows for acquiring images that are spectrally resolved.

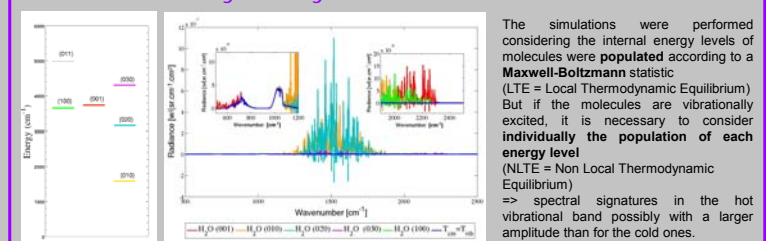
- Horizontal spatial dimension: comparison between central and edge pixels.
- Vertical spatial dimension: vertical distribution of species.
- Spectral dimension: depends on the target species produced or perturbed (NO, O₃, NO₂, NO⁺)

V - Feasibility study : fundamental bands

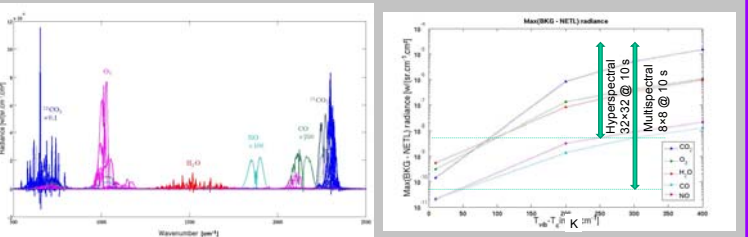


- Signature of the O₃ effect on "easily" detectable in the TIR
- NO₂ and O₃ effect signatures requires multipixel medium resolution concept

VI - Feasibility study : hot bands



The simulations were performed considering the internal energy levels of molecules were **populated** according to a **Maxwell-Boltzmann** statistic (LTE = Local Thermodynamic Equilibrium). But if the molecules are vibrationally excited, it is necessary to consider **individually the population of each energy level** (NLTE = Non Local Thermodynamic Equilibrium) => spectral signatures in the hot vibrational band possibly with a larger amplitude than for the cold ones.



- O₃, H₂O, CO₂ signatures « easily » detectable in the MIR;
- NO and CO signature detectable with a multipixel concept.

VII - Conclusion and Outlook

- Very poor information on the impact of TLEs on the chemical composition of the stratosphere;
- We are currently establishing the feasibility of an **innovative project** to measure the **impact of TLEs on atmospheric compositions**.
- Need to simultaneously acquire spectral measurements in disturbed and undisturbed atmosphere, at different time, and at different altitudes => **hyperspectral imaging** !

- Preliminary simulations** showed that the order of magnitude expected to detect a disturbance are consistent with detection limits of
 - A commercial spectro-imager to (950-1075 cm⁻¹) for O₃
 - A multipixel spectrometer (1675-1750 cm⁻¹) for NO
- Need to **explore the hot bands** to probe more species and more information;
- Need to **explore innovative FTS instrument concepts** for an acquisition frequency and sufficient sensitivity (GLORIA/IMK, SIELETTERS/ONERA, ...)