



HAL
open science

A Kinematic Scalar Projection method (KSP) for incompressible flows with variable density

Jean-Paul Caltagirone, Stéphane Vincent

► **To cite this version:**

Jean-Paul Caltagirone, Stéphane Vincent. A Kinematic Scalar Projection method (KSP) for incompressible flows with variable density. 2015. hal-01136868

HAL Id: hal-01136868

<https://hal.science/hal-01136868>

Preprint submitted on 29 Mar 2015

HAL is a multi-disciplinary open access archive for the deposit and dissemination of scientific research documents, whether they are published or not. The documents may come from teaching and research institutions in France or abroad, or from public or private research centers.

L'archive ouverte pluridisciplinaire **HAL**, est destinée au dépôt et à la diffusion de documents scientifiques de niveau recherche, publiés ou non, émanant des établissements d'enseignement et de recherche français ou étrangers, des laboratoires publics ou privés.

A Kinematic Scalar Projection method (KSP) for incompressible flows with variable density

Jean-Paul Caltagirone⁺, Stéphane Vincent[°]

⁺ Université de Bordeaux
Institut de Mécanique et d'Ingénierie
Département TREFLE, UMR CNRS 5295
16 Avenue Pey-Berland, 33607 Pessac Cedex
calta@ipb.fr

[°] Université Paris-Est
Laboratoire Modélisation et Simulation Multi Echelle
MSME, UMR CNRS 8208
5, Boulevard Descartes, 77454 Marne-La-Vallée
stephane.vincent@u-pem.fr

Abstract

A new Scalar Projection method presented for simulating incompressible flows with variable density is proposed. It reverses conventional projection algorithm by computing first the irrotational component of the velocity and then the pressure. The first phase of the projection is purely kinematics. The predicted velocity field is subjected to a discrete Hodge-Helmholtz decomposition. The second phase of upgrade of pressure from the density uses Stokes' theorem to explicitly compute the pressure. If all or part of the boundary conditions are then fixed on the divergence free physical field, the system required to be solved for the scalar potential of velocity becomes a Poisson equation with constant coefficients fitted with Dirichlet conditions.

Keywords

Projection methods, Hodge-Helmholtz Decomposition, Navier-Stokes equation, Incompressible flows.

1 Introduction

Solving the equations of incompressible fluid mechanics requires to ensure the coupling of the equation of motion and that of the incompressibility constraint. This coupling can be implicit in a kind of "exact" approach by including the constraint in the linear system as for the method of the augmented Lagrangian [13]. It proves very efficient and robust however it involves the use of efficient preconditioners associated to iterative solvers and large linear systems due to the coupling of all velocity components [27]. Another class of methods is to split the resolution of the equation of motion for the application of the incompressibility constraint together with the formulation of an equation for pressure [11]. One important aspect is immediately apparent to the first authors who have developed numerical algorithms around finite volume methods, that is the spatial location of pressure and velocity unknowns. For collocated variables, instabilities appear and interpolations are needed to mitigate and remove these fluctuations of velocity and pressure [24]. Harlow and Welch in 1965 have introduced the notion of staggered variables [17] initially for two-phase flows. This strategy, called the marker and cell method, ensures the coupling, direct or not, of the pressure and velocity fields without disturbance.

Since many authors have developed time splitting or prediction-correction methods called projection that involve treating the solving of motion equations and their incompressibility constraint sequentially. Many algorithms allow to obtain convergence orders in time ranging from range $O(\Delta t^{1/2})$ to $O(\Delta t^2)$. These orders also depend on the boundary conditions imposed. Some reviews can be found on these techniques including the comprehensive of Guermond *et al.* [14]. The more recent use of these techniques for the simulation of two-phase flows leads to ill-conditioned linear systems especially for strong density contrasts. Indeed solving a Poisson equation with strongly varying coefficients is very costly in terms of number of iterations of iterative solvers such as conjugate gradient. The direct solvers are performing in two-dimensional space but are unusable in three-dimensional simulations for large numbers of degrees of freedom. Some authors address the problem on an algebraic point of view by specific preconditioning or by the resolution of saddle point [3, 4, 5, 7]. Other ways are sought for example by Guermond *et al.* [15] [16] extracting the density of the Poisson equation. This approach is effective mainly for small density ratios. It can be used with some caution for flows involving open boundary conditions [23]. The recent fast pressure-correction method of Dodd and Ferrante [12] is also based on the factorization of the density in the projection step by using of the minimum density between two separated fluids with the introduction of a pressure source term in the Poisson equation. This method has been validated against standard capillary test cases and it was utilized to simulate the interaction between a homogeneous isotropic turbulence and 6260 spherical particles. Works based on a vector approach of the resolution of the projection step [10, 1] are particularly effective for the simulation of two-phase flows with large density contrasts. However it requires the solving of large linear systems induced by the coupling of all velocity components in the projection. In the same field, parallel work centered on the discrete Helmholtz-Hodge decomposition bring potential solutions to using it for solving partial differential equations such as Navier-Stokes equation [2, 21]. Other potential applications of this decomposition are numerous. They are detailed in the review of Bhatia *et al.* [6].

The approach proposed here is based entirely on the mechanics of discrete media [9]. This formulation of the momentum conservation equation results in a set of equations that is very different from the standard Navier-Stokes equations. Its constitution resumes from the fundamental law of dynamics, Newton's second law, and on a vision of differential geometry. Thus a discrete equation of motion is obtained in the form of a natural decomposition of Helmholtz-Hodge in irrotational and solenoidal parts. This approach has led to a purely vectorial version of the projection method

where at the end of this second step the boundary conditions of the problem are satisfied [8]. This short note is devoted to a scalar version of vectorial projection where irrotational component of the velocity is sought by a Helmholtz-Hodge decomposition of the scalar potential of velocity. A detailed presentation of the projection algorithm is first given and several illustrative examples of flows with varying densities are provided for discussion.

2 Kinematic scalar projection (KSP) method

The resolution of the equation of motion in an incompressible formulation associated with the boundary conditions of the physical problem is the objective of projection methodologies. This motion equations can be the Navier-Stokes equations or the equations coming from the discrete mechanics [9]. For flows at constant density and at constant viscosity both formulations are equivalent whereas it is not the case for variable fluid properties encountered in two-phase flows for example. As this choice is regardless for the scalar projection method under consideration here, the Navier-Stokes equations of motion for an incompressible flow are resumed

$$\begin{cases} \rho \frac{d\mathbf{V}}{dt} = -\nabla p - \nabla \cdot (\mu (\nabla\mathbf{V} + \nabla^t\mathbf{V})) \\ \nabla \cdot \mathbf{V} = 0 \end{cases} \quad (1)$$

where \mathbf{V} is the velocity, t the time, p the pressure, ρ the density and μ the dynamic viscosity. The boundary of the physical domain Ω is noted Σ . By decomposing the particular derivative of velocity and discretizing equations at first order in time (a second order is easily obtained with the present method by using a second order Taylor expansion in time), a prediction step can be formulated for the intermediate velocity \mathbf{V}^*

$$\begin{cases} \rho \frac{\mathbf{V}^* - \mathbf{V}^n}{\Delta t} - \rho \mathbf{V}^n \cdot \nabla\mathbf{V}^* = -\nabla p^n - \nabla \cdot (\mu (\nabla\mathbf{V}^* + \nabla^t\mathbf{V}^*)) \\ \mathbf{V}^* \times \mathbf{n} = \mathbf{V}_{\Psi\Sigma}^{n+1} \times \mathbf{n} \text{ on } \Sigma \end{cases} \quad (2)$$

with p^n the pressure at time $n\Delta t$, Δt the time discretization index and \mathbf{V}_{Ψ} the solenoidal component of the desired velocity, that is \mathbf{V}^{n+1} for a time discretization for which t^{n+1} represents the time at the end of the prediction and projection steps of the time splitting approach. Two-phase flows with variable density encompass a wide variety of different physical situations. For example, the liquid-particle gas flows do not present the same difficulties as the hydraulic jump flows even if the density ratio is the same. In the second case, this is the difference in density associated with the gravity that generates the flow motions. In many cases, the algorithms described in the introduction section are sufficient to simulate the physical behavior of the problem. The Helmholtz-Hodge decomposition of the predicted velocity field is sufficient to maintain the balance between the effects of gravity and the dynamic effects even if the field \mathbf{V}_{Φ} is not exactly an irrotational field. This is the case for example for the natural convection presented in section 3.2. In the absence of the incompressibility constraint in the equation of motion in the prediction step, the divergence of \mathbf{V}^* is not zero and only the normal velocity component is respected at the boundaries. The predicted field $\mathbf{V}^* = \mathbf{V}_{\Phi} + \mathbf{V}_{\Psi}$ includes both solenoidal and irrotational contributions. The divergence free component $\mathbf{V}_{\Psi\Sigma}$ is known on Σ thanks to the physical boundary condition to impose. However, the projection step does not allow to maintain it as it is related to a scalar equation. The scalar projection step consists in searching the irrotational component $\mathbf{V}_{\Phi} = \nabla\Phi$ and then obtain the divergence free component by difference with \mathbf{V}^* . One of the Helmholtz-Hodge decomposition methods of the velocity $\mathbf{V}^* = \nabla\Phi + \nabla \times \Psi$ into its two divergence and rotational free components amounts to applying the divergence operator to \mathbf{V}^*

and $\nabla\Phi$ that are equal since the divergence of the rotational is zero. It can be demonstrated [14] that null flux conditions on the scalar potential have to be associated to the Poisson equation :

$$\begin{cases} \nabla^2\Phi = \nabla \cdot \mathbf{V}^* \\ \nabla\Phi \cdot \mathbf{n} = 0 \text{ on } \Sigma \end{cases} \quad (3)$$

for Dirichlet boundary conditions on \mathbf{V}^* . Other types of boundary conditions can be also considered as discussed for example in [22] [14] [23]. In fact it can be built as many irrotational fields as boundary conditions applied to the system. However, there is little chance of finding a solenoidal field that satisfies the boundary conditions of the physical problem. This step is purely kinematics and does not result from any numerical time splitting. It does not involve either the density which is perfectly legitimate. The flow may be at continuously variable density or two-phase, there is no physical reason or mathematical argument that leads to associate the density in the scalar potential velocity Φ . The dynamic part of the projection step contrariwise brings up the density for the pressure p . The following of the section specifically returns to the link between the scalar potential of velocity and pressure.

The first equation of system (2) is a prediction step. It can be solved with the physical boundary conditions of the problem. Its solution \mathbf{V}^* does not satisfies the divergence free constraint. Indeed, the solving of this prediction step with a scalar potential p^n not adapted to the boundary conditions of incompressibility and unknown at the solving time of the prediction step introduces a non zero irrotational component that has to be removed by means of a Hodge-Helmholtz decomposition. The second equation of (1) cannot be solved directly as the actual component \mathbf{V}_Φ of the actual field has to be deduced from the difference between the fields \mathbf{V}^* and \mathbf{V}_Ψ^{n+1} obtained after the decomposition of the field \mathbf{V}^* . It can be observed that $\mathbf{V}_\Phi = \mathbf{V}_\Phi^{n+1}$ derives from a potential $\mathbf{V}_\Phi = \nabla\Phi$. The second equation of (1) can in this way be directly and explicitly integrated [1]. The scalar potential of the velocity is obtained by a projection on a divergence free field by solving (3). If we discard the inertial and viscous terms and consider the momentum equation expected to be solved and the prediction step really solved, we have

$$\begin{cases} \rho \frac{\mathbf{V}^{n+1} - \mathbf{V}^n}{\Delta t} = -\nabla p^{n+1} \\ \rho \frac{\mathbf{V}^* - \mathbf{V}^n}{\Delta t} = -\nabla p^n \end{cases} \quad (4)$$

By subtraction of these two equations, we obtain

$$\rho \frac{\mathbf{V}^{n+1} - \mathbf{V}^*}{\Delta t} = -\nabla (p^{n+1} - p^n) \quad (5)$$

We also have

$$\begin{cases} \mathbf{V}^* = \nabla\Phi + \nabla \times \Psi = \mathbf{V}_\Phi + \mathbf{V}_\Psi = \mathbf{V}_\Phi + \mathbf{V}^{n+1} \\ \nabla \cdot \mathbf{V}^{n+1} = \nabla \cdot (\mathbf{V}^* - \mathbf{V}_\Phi) = \nabla \cdot (\mathbf{V}^* - \nabla\Phi) = \nabla \cdot \mathbf{V}_\Psi = 0 \end{cases} \quad (6)$$

By combining (5) and (6), an equation linking the pressure increment $p' = p^{n+1} - p^n$ and the irrotational velocity component can be written

$$\rho \frac{\mathbf{V}_\Phi}{\Delta t} = \nabla p' \quad (7)$$

By using (3) and (7), we finally get the KSP projection step

$$\begin{cases} \nabla^2 \Phi = \nabla \cdot \mathbf{V}^* \\ \mathbf{V}_\Phi = \nabla \Phi \\ \rho \frac{\mathbf{V}_\Phi}{\Delta t} = \nabla p' \end{cases} \quad (8)$$

The pressure increment is obtained by considering the Stokes theorem

$$\int_a^b \nabla \Phi \cdot \mathbf{t} dl = \Phi_b - \Phi_a \quad (9)$$

According to (8) and (9),

$$p'_b - p'_a = \int_a^b \nabla p' \cdot \mathbf{t} dl = \int_a^b \rho \frac{\mathbf{V}_\Phi}{\Delta t} \cdot \mathbf{t} dl \quad (10)$$

Equation (10) is correct only if $\rho \frac{\mathbf{V}_\Phi}{\Delta t}$ is a gradient. On a discrete point of view, ρ is constant over each mesh edge and Δt is also constant, so that $\rho \frac{\mathbf{V}_\Phi}{\Delta t} = \rho \frac{\nabla \Phi}{\Delta t} = \nabla \left(\frac{\rho \Phi}{\Delta t} \right)$ is clearly a gradient and expression (10) always hold even for multi-phase flows. Finally, the update of the velocity and pressure fields are given by expressions :

$$\begin{cases} \mathbf{V}^{n+1} = \mathbf{V}_\Psi^{n+1} = \mathbf{V}^* - \mathbf{V}_\Phi \\ p'_b{}^{n+1} = p'_a{}^{n+1} + \int_a^b \frac{\rho}{\Delta t} \mathbf{V}_\Phi \cdot \mathbf{t} dl \end{cases} \quad (11)$$

where a and b correspond to the edges of the segments Γ forming the computational mesh where the density is constant. This last relation corresponds to the application of one of the forms of the Stokes theorem which allows to update the potential geometrically if the velocity field is irrotational what is. In the case where the segment Γ is intersected at point c by an interface separating fluids of densities ρ_1 and ρ_2 , the Stokes formula becomes :

$$p'_b{}^{n+1} = p'_a{}^{n+1} + \int_a^c \frac{\rho_1}{\Delta t} \mathbf{V}_\Phi \cdot \mathbf{t} dl + \int_c^b \frac{\rho_2}{\Delta t} \mathbf{V}_\Phi \cdot \mathbf{t} dl \quad (12)$$

As for the velocity, it stays continuous and constant along all the segment. Point c will be determined thanks to an interface tracking method of VOF, Front-Tracking or Level-Set type. The pressure at time $n + 1$ is then $p^{n+1} = p^n + p'$. Practically, we start integrating the pressure increment from an arbitrary mesh point for which ρ is known (belonging to one phase or another) and by stating $p' = 0$ at this point. This procedure is valid on structured or unstructured grids. The solving algorithm finally obtained is very simple to implement :

- **1** - Prediction step : solving of the first equation of system (2) to obtain \mathbf{V}^*
- **2** - Projection step : decomposition of the field \mathbf{V}^* in a gradient of the potential Φ and a rotational part by using system (3)
- **3** - Estimate of the irrotational component $\mathbf{V}_\Phi = \nabla \Phi$ and of the solenoidal component by using the difference $\mathbf{V}_\Psi^{n+1} = \mathbf{V}^* - \mathbf{V}_\Phi$
- **4** - Update of the velocity and pressure by considering (11).

The solution from one iteration at time t^{n+1} consists of the pressure and divergence free velocity. It does not meet the imposed tangential physical boundary conditions as do the other projection methods. A boundary layer is so created that disappears during the time iterations with the imposition of the physical boundary conditions in the two stages of prediction and correction. The thermodynamic pressure p is in fact utilized only to evaluate the properties of the fluids such as the density and the viscosity. For multi-phase flows at constant densities, the Bernoulli pressure is well adapted in this case. The present KSP algorithm, also called DSP by [8] in the framework of discrete mechanics equations, inverts the calculation steps for pressure and velocity compared to standard projection approaches. For classical projections methods, the pressure is first estimated as the solution of a Poisson equation with variable coefficients and the velocity is then explicitly obtained. In the KSP method, the velocity is first decomposed by a purely kinematic processus and the pressure is then updated by the explicit application of the Stokes theorem. The solving of a Poisson equation with variable coefficients is a difficult task whose complexity increases with density ratios, especially with large grids on massively parallel computers, whereas the KSP method is not sensible to these density variations.

When high density gradients are associated to large magnitude source terms, it can be necessary to perform a preliminary Helmholtz-Hodge decomposition of source terms \mathbf{s} , before the time evolution loop begins. In this way, the initial condition for pressure at mechanical equilibrium is then built as

$$-\nabla p^o + \mathbf{s}_\Phi = -\nabla p^o + \nabla \Phi_s = 0 \quad (13)$$

The initial condition is given by $p^o = \Phi_s$. The source term $\mathbf{s} = \mathbf{s}_\Phi + \mathbf{s}_\Psi = \nabla \Phi_s + \nabla \times \Psi_s$. $\mathbf{s}_\Psi = \nabla \times \Psi_s$ does not directly induce a pressure. However, it generates the motion through the increase of the solenoidal velocity field. As a consequence, \mathbf{s}_Ψ has to be kept in the momentum equations instead of \mathbf{s} when initial condition (13) is implemented. On the contrary, a source term deduced from a gradient field does not involve any flow motion. In this configuration, it is directly integrated inside the pressure gradient to form a new pressure field. The decomposition of the initial source term \mathbf{s} is achieved by using a Poisson equation similar to (3) so as to obtain Φ_s :

$$\begin{cases} \nabla^2 \Phi_s = \nabla \cdot \mathbf{s} \\ \nabla \Phi_s \cdot \mathbf{n} = 0 \text{ on } \Sigma \end{cases} \quad (14)$$

Prior decomposition of the source term eliminates the adverse effects induced by exchanges between the pressure effects and all the other effects (viscous, inertial) that cause unwanted local and instant acceleration that affects the quality of the two-phase behavior. This KSP version suitable for very constrained two-phase flows requires an additional projection step and the computing of the solution of a Poisson equation with constant coefficients. However, it allows to build a very robust algorithm. The efficiency of solvers with constant coefficient Poisson equations offsets the additional cost of the resolution of an additional equation with respect to the conventional methods of projection. In general the introduction of a significant source term in the Navier-Stokes equations generates difficulties due to the destabilization of the vector field by the scalar potential that it contains whereas the latter do not participate to the movement itself.

3 Illustration test cases

3.1 Static equilibrium between two fluids under gravity effects

The considered problem is very simple, it consists of a square cavity of unit height filled with two immiscible fluid whose densities are ρ_1 and ρ_2 . It is assumed that the two fluids are initially separated and the heavy fluid (1) occupies the lower half of the cavity. The stationary solution is simple : the velocity \mathbf{V} is zero and the pressure field satisfies $p(y) = p_0 + \rho(y) \mathbf{g} \cdot \mathbf{e}_y y$. The initial pressure field is zero. The walls of the cavity are assumed impermeable and adherent, $\mathbf{V}_\Psi = 0$. Details of the different steps of the time splitting algorithm on this problem are the following. In the absence of initial velocity, this velocity field derived from the prediction step (1) is $\mathbf{V} \cdot \mathbf{e}_y = -\Delta t g$. If this field is divergence free within the cavity that is not the case near horizontal walls due to boundary conditions. Assuming incompressibility, these variations of divergence restore a linear distribution of the scalar potential of the velocity along the vertical axis. The numerical solution of Φ obtained up to a constant by solving the Poisson equation (3) is represented by its evolution along y as

$$\Phi = -\Delta t g y \quad (15)$$

The irrotational velocity field is $\mathbf{V}_\Phi \cdot \mathbf{e}_y = \nabla \Phi \cdot \mathbf{e}_y = -\Delta t g$. The difference $\mathbf{V}^* - \mathbf{V}_\Phi = 0$ is the requested velocity $\mathbf{V}^{n+1} = \mathbf{V}_\Psi = 0$. The pressure update by the Stokes theorem is then

$$p^{n+1} = p_0 - \rho(y) g y \quad (16)$$

where p_0 is the reference pressure chosen in an arbitrary manner. At the end of the two stages the

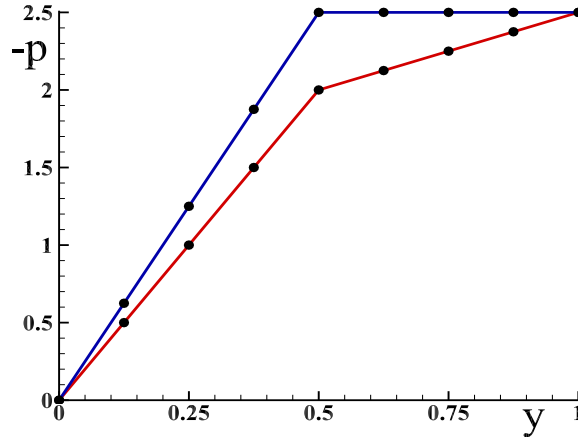


FIGURE 1. Test case of static equilibrium of two fluids of different densities. The opposite to the pressure $-p$ is plotted. In red, $\rho_1/\rho_2 = 4$ and in blue $\rho_1/\rho_2 = 10^6$. The spatial approximation is $N = 8$ grid cells. The solution obtained in one time iteration is exact to almost computer accuracy, *i.e.* up to 10^{-15} relative error.

theoretical solution is obtained exactly up to computer accuracy. This is the sought two-phase hydrostatic equilibrium. Figure (1) represents the opposite of the evolution of the pressure along y for two density ratios $\rho_1/\rho_2 = 4$ and $\rho_1/\rho_2 = 10^6$. In the present case the two fluids have constant densities and each pressure point is in a fluid or in the other, the density is absent from differential operators and appears only for the increase of the pressure. The first phase for determining the potential Φ is independent of the density variations and the projection phase being explicit and local, the solution will always be accurate. All two phase incompressible flows can be simulated with the KSP method with the same efficiency.

3.2 Natural convection in a differentially heated cavity

Flows with variable density can be very different in nature, flows involving several immiscible phases, flows with phase changes, etc. Flows with continuously varying density which can be approached in the context of the incompressible approximation belong to this class. Natural convection is an example especially when the temperature differences are important and when the Boussinesq approximation is no longer valid. The example below aims to show that the proposed methodology allows to find precisely the solution adopted by many authors after multiple comparisons. This is the case of a cavity filled with air subjected to a horizontal temperature gradient in a gravity field. Natural convection induced by density variations is quantized by the Rayleigh number and the Prandtl number. The selected configuration correspond to a value of the Rayleigh number such that $Ra = 10^5$ and it admits a stationary solution. Nusselt number that characterizes the heat transfer between the two isothermal walls is the main result of the problem. The reference solution is obtained by a finite volume method on a Cartesian staggered mesh with augmented Lagrangian technique [26] to ensure incompressibility constraint. The spatial order of convergence of the Nusselt being strictly equal to 2, it is possible, using Richardson extrapolation [25], to derive the reference value of Nusselt for $N \rightarrow \infty$. The present test case

	Reference $N \rightarrow \infty$	KSP $N = 1024^2$
Nusselt	4.521638	4.521614

TABLE 1. Natural convection in a differentially heated cavity for a Raleigh number of 10^5 . The reference Nusselt number is obtained by Richardson extrapolation [25]. The value of the KSP method correspond to solution on a 1024^2 mesh.

is almost trivial but it has the advantage of providing a reference for flows with low variable density in an incompressible formulation. Furthermore, the Nusselt number is very sensitive to the numerical methodology. It allows anyway to find precisely a well-known solution with an original method.

3.3 Sloshing in a 2D tank

With the addition of specific source terms, the system (1) can model many phenomena according to external actions such as gravity, capillary forces or rotation. In the case of a constant and uniform force of gravity, surface gravity waves of different nature can grow and maintain over large time constants at a fluid/fluid interface. This is the case of solitary waves or swell. In the present test case, a liquid sloshing in a cavity partially filled of gas is considered. First order involved mechanisms are inertia and gravity. Both although formally compressible fluids give rise to a motion that can be considered as incompressible at large time, so that the KSP method can be applied. Consider a cavity of length L and height H that contains a fluid of density ρ_2 and viscosity μ_2 topped with a fluid of density ρ_1 and viscosity μ_1 . The interface between the two immiscible phases is slightly disturbed in a sinusoidal manner such that its initial height $h(x)$ is given by

$$h(x) = H/2 + A \cos(\pi x/L) \quad (17)$$

with $H = 0.1$, $L = 0.1$ and $A = H/100$ in linear regime and $A = H/3$ in non-linear regime. Under the effect of gravity, the interface oscillates around an equilibrium position, i.e. an horizontal reference line. At equilibrium, the lower fluid occupies a height $H/2$. Figure 2 shows the time history of vertical interface position during time in linear regime. The amplitude of the initial

perturbation permits to stay within the framework of [20]. The notion of viscosity contributes nothing to the problem, only a more or less rapid decay of the waves would be obtained according to the value of viscosities. These are considered null, $mu_1 = mu_2 = 0$ and the diffusion term of the momentum disappears from the equation of motion. The evolution in time is thus conditioned by competition between the inertia of the fluid determined by the term $\rho \mathbf{V} \cdot \nabla \mathbf{V}$ and gravity source term $\mathbf{s} = \rho \mathbf{g}$. The latter term is not derived from a scalar potential and Hodge-Helmholtz decomposition of $\mathbf{s} = \rho \mathbf{g} = \nabla \Phi_s + \nabla \times \Psi_s$ highlights two non-zero contributions thereof. The irrotational part modifies the scalar potential p^o which includes the static gravitational effects and the vector potential changes the mechanical equilibrium. Coupling with inertia causes the sloshing movement whose frequency may be calculated by the linear theory. If the initial disturbance of the interface is defined by Fourier modes, i in the longitudinal direction and j for transverse modes, the linear theory allows to express the frequency [18] :

$$f = \frac{1}{2\pi} \sqrt{\pi g \sqrt{\frac{i^2}{L^2} + \frac{j^2}{l^2}} \operatorname{th} \left(\pi H \sqrt{\frac{i^2}{L^2} + \frac{j^2}{l^2}} \right)} \quad (18)$$

where l is the width of the domain along y . In two-dimensions, $j = 0$ and $l = 1$. We also define the pulsation ω and period T :

$$\omega = 2\pi f = \frac{2\pi}{T} \quad (19)$$

The expression of the theoretical frequency (18) was established from a linear stability theory for a fluid density ρ_2 in the absence of fluid located above. When the densities ρ_1 and ρ_2 are close, it is necessary to introduce a correction [19] which gives the relationship

$$f = \frac{1}{2\pi} \sqrt{\pi g \sqrt{\frac{i^2}{L^2} + \frac{j^2}{l^2}} \frac{\rho_2 - \rho_1}{\rho_2 + \rho_1} \operatorname{th} \left(\pi H \sqrt{\frac{i^2}{L^2} + \frac{j^2}{l^2}} \right)} \quad (20)$$

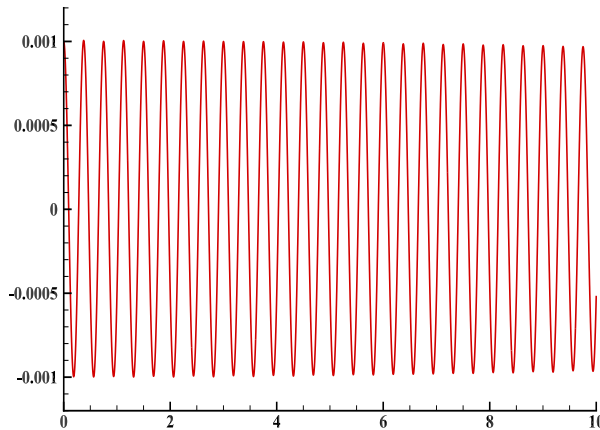


FIGURE 2. Sloshing of a sinusoidal wave in a 2D tank in linear mode - Time history of vertical interface position at $x=0$ m.

Selected fluids are water and air and the corresponding densities are $\rho_2 = 1000 \text{ kg.m}^{-3}$ and $\rho_1 = 1.1728 \text{ kg.m}^{-3}$. Only the first 2D mode is tested, *i.e.* $i = 1$ and $j = 0$.

The time step is equal to 10^{-3} s which achieves sufficient accuracy on the frequency of oscillations. Figure 2 shows the periodic changes in the height of the fluid 2 on one edge of the

	Theory	Simulation
Period	0.3742	0.3748

TABLE 2. Sloshing periods in a square cavity for the first linear mode.

field $x = 0$. Gravitational forces introduce a downward movement of the area where the free surface is highest. In the absence of viscous forces, the oscillatory motion is governed by the confrontation between gravity and inertia. It is observed that the oscillations persist for a long time without significant attenuation. It is also to be noted that the wave attenuation is even lower than the time step decreases.

This check is used to test the entire methodology : the equation of motion, KDP time splitting algorithm, time and space discretization, interface tracking, etc. To quantify the errors introduced by the different modeling and discretization steps, frequency numerically obtained is compared with the theoretical frequency formulated by relation 18. Table 2 rather presents the period of the oscillations. There is a very good agreement between simulations and theory. This test validates the KSP approach in the presence of source terms.

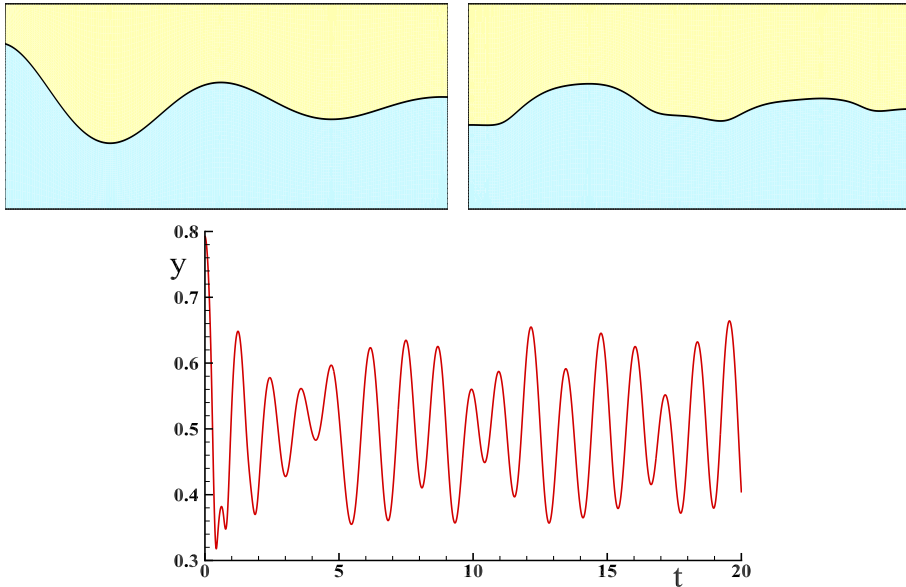


FIGURE 3. Sloshing of a sinusoidal wave in a 2D tank in non linear mode - initial interface shape (top left), interface solution after s (top right) and time history of vertical interface position for $x=0$ m (bottom).

This example also serves to show that the formulation conserves kinetic energy when the viscous effects are neglected. Although in this case no transfer of momentum by viscosity is possible, that does not mean that the curl of the velocity field is zero.

The non-linear mode is illustrated in figure 3. It is observed that non-linear interface deformations are nicely handled by the KSP method with vertical interface oscillations being submitted to irregular sinusoidal modes.

3.4 Rotation flow

The present test case corresponds to a block in rotational flow in a cylindrical cavity of radius R . The steady rotational velocity Ω_o is constant and the tangential component of absolute velocity is $\mathbf{V}_a = v_\theta \mathbf{e}_\theta = \Omega_o r \mathbf{e}_\theta$. The cavity is filled with two fluids of density ρ_1 and ρ_2 and the interface is initially located at $r = R/2$. The viscosity has no influence at least in the absence of differential movement relative to the plug flow. The flow motion can be treated in the moving frame relative to Oz axis. In the present configuration, the relative velocity \mathbf{V} is chosen equal to zero in the whole domain. According to the momentum equations, the equation for pressure is given by

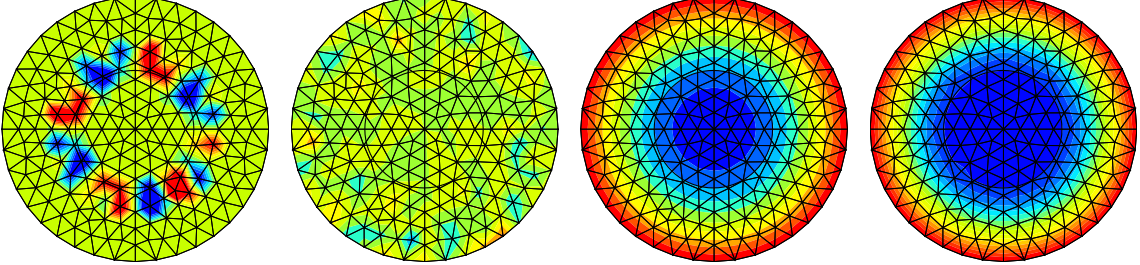


FIGURE 4. Comparison between the scalar projection (PS) and the kinematic scalar projection (KSP) on a triangular unstructured mesh. From left to right are represented the rotational of velocity for classical scalar projection (PS) with $\nabla \times \mathbf{V} \pm 0.1$, the rotational of velocity KSP method with $\nabla \times \mathbf{V} \pm 10^{-15}$, the scalar potential Φ and the pressure p given by the KSP method. The divergence of the velocity is zero to almost computer error for both methods. The inner radius of the circle (black line) is $R = 0.5$ m and the densities are $\rho_1 = 1$ kg.m⁻³ inside the circle and $\rho_2 = 4$ kg.m⁻³ outside of it.

$$\rho \boldsymbol{\Omega} \times \boldsymbol{\Omega} \times \mathbf{r} = -\nabla p \quad (21)$$

with $\boldsymbol{\Omega} = \nabla \times \mathbf{V}$. The pressure can then be calculated analytically and can then be compared with the numerical solution

$$p(r) = \rho \boldsymbol{\Omega}^2 \frac{r^2}{2} + p_o \quad (22)$$

where p_o is a selected constant chosen equal to zero on the axis. Since the density is not constant in the whole area, the pressure field will be calculated in the two fluid sub-domains on an analytical point of view.

The KSP method is now applied from a zero velocity field $\mathbf{V} = 0$ and a zero pressure field $p = 0$. Equation (2) applied to the problem gives the prediction rate \mathbf{V}^* which is not divergence free. This is a centrifugal velocity oriented outward as

$$\mathbf{V}^* = \Delta t \Omega_o^2 r \quad (23)$$

From that predicted velocity field, it is possible to apply the projection phase (3) for obtaining the scalar potential Φ of the velocity. However, in the present test case \mathbf{V}^* is a gradient field from the potential Φ defined in a constant, $\mathbf{V}^* = \nabla \Phi$ that satisfies

$$\Phi = \Delta t \Omega_o^2 \frac{r^2}{2} \quad (24)$$

As the theoretical solution is a polynomial of order two, it is expected that the numerical solution will be accurate. Indeed, all polynomial of order lower or equal to two can be represented exactly by a spatial discretization scheme of order equal to two. Solving the Poisson equation (3)

actually gives the expected result, as reported in figure 4. As the projection is purely kinematics, the correction velocity $\mathbf{V}_\phi = -\nabla\Phi$ is completely continuous and has no discontinuities at the interface between the two fluids. The numerical solution obtained with KSP at the end of the two stages is zero. The pressure is obtained from the Stokes formula (11) taking care to calculate the integral by piece if the segment Γ of a given mesh cell is intersected by the interface. Here the interface is known analytically and it is simple to specify the position of the intersection point on the segment. Not only the divergence of \mathbf{V}^{n+1} but also the velocity field itself are zero with the KSP method, in agreement with the expected analytical solution. This is not the case with standard projection methods that generate rotation velocity components that are non physical. The solution to this problem was obtained with the KSP algorithm accurately regardless of the mesh type, *i.e.* structured or unstructured, in one time iteration consisting of a prediction step and a kinematics correcting step.

With classical scalar projection methods, the velocity is calculated from the pressure correction $\mathbf{V}^{n+1} = \mathbf{V}^* - \rho/\Delta t \nabla p'$. For flows with variable density, the divergence of this velocity is zero but its curl is not zero anymore. Indeed, if $\nabla p'$ is a gradient, $\rho/\Delta t \nabla p'$ is not. This is not consistent with what is obtained by using the prediction \mathbf{V}^* in KSP. In the case where the velocities are large, this residual curl is merged with that of the flow, but for low flow rates or for equilibrium situations like the case shown in this section, it is necessary that \mathbf{V}^{n+1} is also a gradient field (rotation or a drop in capillary effect) in order to satisfy equilibrium state. In all other two-phase cases, the PS numerical technology generates an *artefact* such as some spurious rotational.

4 Conclusions and discussions

The kinematic KSP projection method for solving the equation of discrete incompressible fluid motion [9] essentially solves various problems of incompressible flows, including flows with significant density variations. Unlike conventional methods where the pressure is first calculated from a Poisson equation with variable coefficients, the irrotational velocity is calculated first in KSP. The scalar potential of velocity is then obtained by solving a Poisson problem with constant coefficients that is insensitive to density variations. The scalar potential of the amount of acceleration, *i.e.* the pressure, is obtained by the Stokes' theorem by introducing at this stage the local density. In terms of accuracy in time and space, the results are very close to those of the conventional projection methodology for flows at variable density. However, the large variations in density introduce local consistency defects in standard projection methods due to interpolation of density at the location of each component of the velocity. The pressure undergoes non physical variations that can lead to unstable or not physical behaviors. The KSP method allows to find consistency between the pressure and the local density. This method can be interpreted as a simple splitting of the motion equation of the continuum mechanics previously discretized in time. It is based on an original formulation of the law for fluid dynamics written as a discrete Helmholtz-Hodge decomposition.

The proposed KSP time splitting approach satisfies the following properties :

- the continuous media properties of differential operators, *i.e.* $\nabla \times \nabla \Phi = 0$ and $\nabla \cdot \nabla \times \Psi = 0$, are satisfied to almost computer error
- the space convergence order is 2 with a centered scheme and the time convergence order can be 1 or 2 depending on the order of the Taylor expansion used for the time derivative of the momentum conservation equations
- the numerical solution is exact whatever the mesh for all theoretical solution of order equal or less than 2
- this is a prediction-correction method whose artefact are well known, *i.e.* artificial boundary

layers are generated by the projection step near the boundaries. Their magnitude decrease during time iterations

- Unlike conventional projection methods, the resolution steps for pressure and velocity are reversed. The scalar potential of the velocity Φ is first obtained and then the physical potential, *i.e.* the pressure, is updated explicitly and accurately
- the Poisson equation for velocity potential is at constant coefficients and the velocity potential does not depend on density
- the solving of the linear system is easy and allows the use of existing efficient parallel solvers

As a conclusion, the KSP method is, among those existing in the literature, the easiest method to implement since it consists in solving a Poisson equation with constant coefficients.

Références

- [1] Ph. Angot, J-P. Caltagirone, and P. Fabrie. A fast vector penalty-projection method for incompressible non-homogeneous or multiphase Navier-Stokes problems. *Applied Mathematics Letters*, 25(11) :1681–1688, 2012.
- [2] Ph. Angot, J-P. Caltagirone, and P. Fabrie. Fast discrete Helmholtz-Hodge decompositions in bounded domains. *Applied Mathematics Letters*, 26(4) :445–451, 2013.
- [3] J.B. Bell, P. Colella, and H.M. Glaz. A second order projection method for the incompressible Navier-Stokes equations. *Journal of Computational Physics*, 85(1) :257–283, 1989.
- [4] M. Benzi. Preconditioning techniques for large linear systems : a survey. *Journal of Computational Physics*, 182(1) :418–477, 2002.
- [5] M. Benzi, G.H. Golub, and J. Liesen. Numerical solution of saddle point problems. *Acta numerica*, 14 :1–137, 2005.
- [6] H. Bhatia, G. Norgard, V. Pascucci, and P.T. Bremer. The Helmholtz-Hodge decomposition - a survey. *IEEE Transactions on Visualization and Computer Graphics*, 99(1), 2012.
- [7] M. Cai, Y. Nokaka, J.B. Bell, B.E. Griffith, and A. Donev. Efficient variable-coefficient finite-volume Stokes solvers. *arXiv :1308.460v2, math.NA*, 6 jan 2014.
- [8] J-P. Caltagirone. Application de la décomposition de Hodge-Helmholtz discrète aux écoulements incompressibles. *HAL*, hal-01099958 :1–11, 2015.
- [9] J-P. Caltagirone. *Discrete Mechanics*. ISTE, John Wiley & Sons, London, 2015.
- [10] J-P. Caltagirone and J. Breil. A vector projection method for solving the Navier-Stokes equations. *Comptes Rendus de l’Académie des Sciences IIB*, 327(11) :1179–1184, 1999.
- [11] A.J. Chorin. Numerical solution of the Navier-Stokes equations. *Mathematics of Computation*, 22 :745–762, 1968.
- [12] M.S. Dodd and A. Ferrante. A fast pressure-correction method for incompressible two-fluid flows. *Journal of Computational Physics*, 273 :416–434, 2014.
- [13] M. Fortin and R. Glowinski. *Méthodes de lagrangien augmenté, Application à la résolution numérique de problèmes aux limites*. Dunod, Paris, 1982.
- [14] J.L. Guermond, P. Mineev, and J. Shen. An overview of projection methods for incompressible flows. *Computer Methods in Applied Mechanics and Engineering*, 195 :6011–6045, 2006.
- [15] J.L. Guermond and A. Salgado. A splitting method for incompressible flows with variable density based on a pressure poisson equation. *Journal of Computational Physics*, 228 :2834–2846, 2009.

- [16] J.L. Guermond and X. Yang. Decoupled, energy stable schemes for phase-field models of two-phase incompressible flows. *Journal of Scientific Computing*, 62 :601–622, 2015.
- [17] F.H. Harlow and J.E. Welch. Numerical calculation of time-dependent viscous incompressible flow of fluid with a free surface. *Physics of Fluids*, 8(12) :2182–2189, 1965.
- [18] H. Lamb. *Hydrodynamics*. 6^e edition, Dover, New-York, 1993.
- [19] L.D. Landau and E.M. Lifchitz. *Fluid Mechanics*. Pergamon Press, London, 1959.
- [20] L.D. Landau and E.M. Lifchitz. *Mécanique des Fluides*. Editions MIR, Moscou, 1971.
- [21] A. Lemoine, J-P. Caltagirone, P. Azaiez, and S. Vincent. Discrete Helmholtz-Hodge decomposition on polyhedral meshes using compatible discrete operators. *Journal of Scientific Computing*, DOI 10.1007/s10915-014-9952-8, 2014.
- [22] R. Peyret and T.D. Taylor. *Computational Methods for Fluid Flow*. Springer-Verlag, New-York, 1983.
- [23] A. Poux, S. Glockner, and A. Azaiez. Improvements on open and traction boundary conditions for Navier-Stokes time-splitting methods. *Journal of Computational Physics*, 230(10) :4011–4027, 2011.
- [24] C. M. Rhie and W. L. Chow. Numerical study of the turbulent flow past an airfoil with trailing edge separation. *AIAA Journal*, 21 :1525–1532, 1983.
- [25] L. F. Richardson and J. A. Gaunt. The deferred approach to the limit. *Philosophical Transactions of the Royal Society A*, 226 :299–349, 1927.
- [26] S. Vincent, J-P. Caltagirone, P. Lubin, and T.N. Randrianarivelo. An adaptative augmented lagrangian method for three-dimensional multi-material flows. *Computers & fluids*, 33(10) :1273–1279, 2004.
- [27] S. Vincent, A. Sarthou, J.-P. Caltagirone, F. Sonilhac, P. Février, C. Mignot, and G. Pianet. Augmented lagrangian and penalty methods for the simulation of two-phase flows interacting with moving solids. application to hydroplaning flows interacting with real tire tread patterns. *Journal of Computational Physics*, 230 :956–983.