

# Global ergodic capacity Closed-Form Expression of Coexisting DVB-LTE-Like Systems

Hiba BAWAB, Philippe MARY, Jean François HELARD, Youssef NASSER, Oussama BAZZI

IETR –INSA of Rennes

- Introduction
- Convergence between DVB & LTE
- System and signal model
- Global ergodic capacity
- Simulations
- Performance results & discussion
- Conclusions & Future works

- Major issue: spectrum congestion.
- Possibility to use the separated band or reuse the same band.
- Requisition of multimedia services: Internet, data sharing, TV, etc.
- Future broadcasting networks (DVB-NGH,...): necessary component of the future usage.

- Adaptive resource management : secondary and primary networks.
- Context of coexistence DVB(Digital Video Broadcasting) - LTE(Long Term Evolution ).
  - adjacent frequency bands with same given territory.
  - same frequency bands with neighboring regions.
  - Monte Carlo simulation,...
  - Interested parameter: Protection distance.
- No recent works: ergodic capacity of full cross interfering links.

- Problem: LTE small cells into a DVB large cell.
- DVB and LTE interfere on each other.
- Useful for operators.
  
- Goal: Derive global ergodic capacity
  - Rayleigh fading links
  - evaluation of the global data rate of the DVB and LTE.
  - evaluation of the influence of system parameters (power, distance) on data rates.

Symbols	Notations
BCT	Broadcast transmitter
BCR	Broadcast receiver
BS	Base station
MS	Mobile Station
$g$	Channel coefficient between BCT-BCR (Rayleigh)
$h_k$	Channel coefficient between BS-MS $_k$ (Rayleigh)
$q_{bk}$	Channel coefficient between BCT-MS $_k$ (Rayleigh)
$u_k$	Channel coefficient between BS-BCR (Rayleigh)

$$y_k = \sqrt{P_k l_k} h_k x_k + \sum_{b=1}^{N_b} \sqrt{P_b l_1} q_{bk} x_b + n_k$$

$$y_b = \sqrt{P_b l_b} g x_b + \alpha \sqrt{P_k l_2} u_k x_k + n_b$$

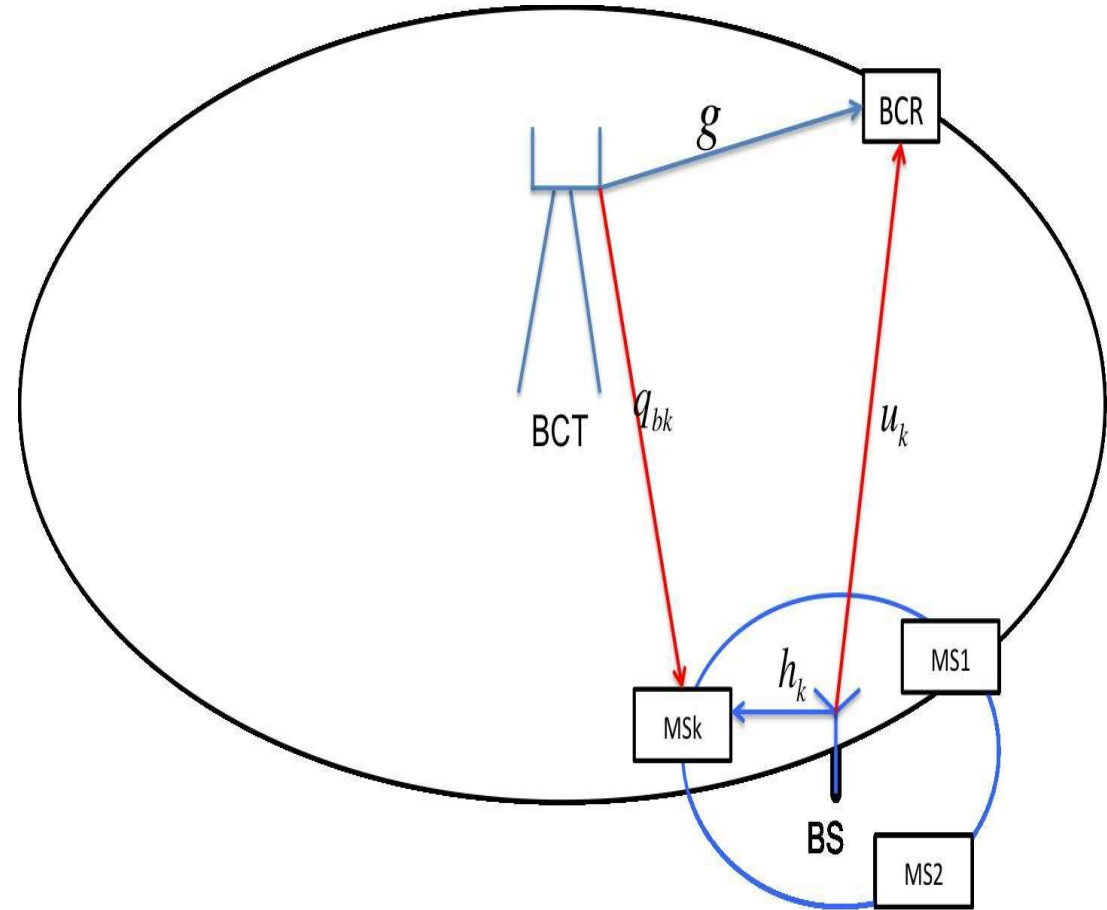
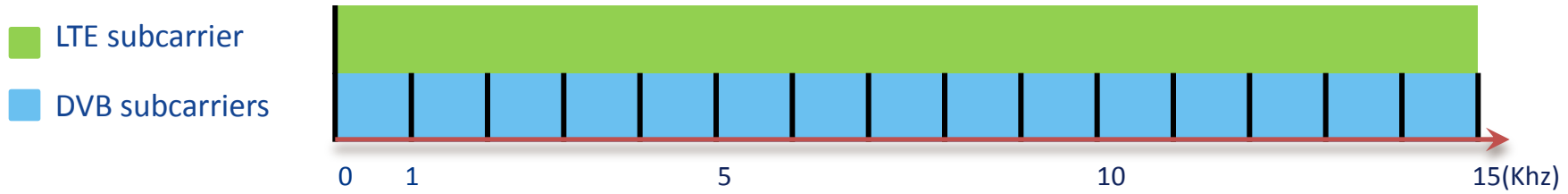


Fig.1: System model

- LTE subcarrier is more larger than DVB subcarrier.
- Subcarrier of LTE signal =  $N$  \* subcarrier of DVB signal
- $N > 1$
- Subcarrier DVB signal =  $\alpha$  \* Subcarrier of LTE signal
- $\alpha = 1/N$

In our study:  
 $N=15$   
 $\alpha = 1/15$



- Two steps:
  - SIR distribution
  - Global capacity expression
    - Derive ergodic capacity received at BCR & MS-k.
    - Sum of two capacities.
    - Bandwidth: broadcast network bandwidth



## MS-k SINR

$$\gamma_k = \frac{P_m l_m |h_k|^2}{\sigma_m^2 + N_b P_b l_1 |q_{bk}|^2}$$

## BCR SINR

$$\gamma_b = \frac{P_b l_b |g|^2}{\sigma_b^2 + \alpha^2 P_m l_2 |u_k|^2}$$

Noise neglection

Joint PDF expression

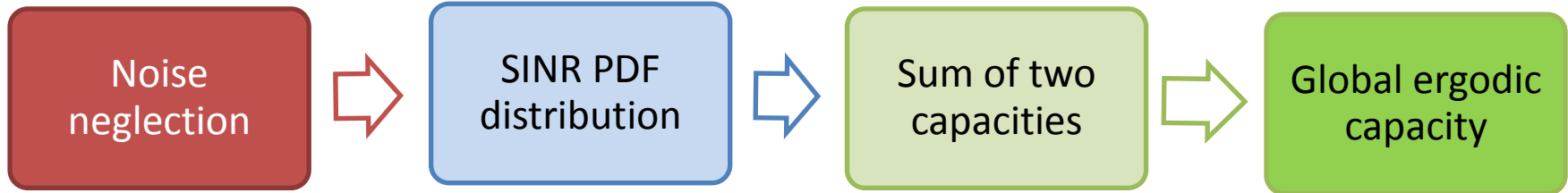
$$p_{\tilde{\gamma}_k}(s) = \int_0^\infty p_{\tilde{\gamma}_k, T}(s, t) dt$$

## PDF of MS-k SIR

$$p_{\tilde{\gamma}_k}(s) = \frac{P_m P_b l_m l_1 N_b}{(P_b l_1 N_b s + P_m l_m)^2}$$

## PDF of BCR SIR

$$p_{\tilde{\gamma}_b}(s) = \frac{P_m P_b l_m l_2 \alpha^2}{(\alpha^2 P_m l_2 s + P_b l_b)^2}$$



$$C_{\text{global}} = \mathbb{E}_{h_k, q_{bk}} \log_2 (1 + \gamma_k) + \mathbb{E}_{g, u_k} \log_2 (1 + \gamma_b)$$

$$C_{\text{global}} = \mathbb{E}_{\tilde{\gamma}_k} \log_2 (1 + \tilde{\gamma}_k) + \mathbb{E}_{\tilde{\gamma}_b} \log_2 (1 + \tilde{\gamma}_b)$$

Global ergodic capacity derived

$$C_{\text{global}}(\text{bits/s}) = W_b \left( \frac{P_m l_m}{N_b P_b l_1 - P_m l_m} \log_2 \frac{N_b P_b l_1}{P_m l_m} + \frac{P_b l_b}{\alpha^2 P_m l_2 - P_b l_b} \log_2 \frac{\alpha^2 P_m l_2}{P_b l_b} \right)$$

- Apply realistic values of DVB & LTE network parameters:
  - Path loss attenuation factor: 2.5 in DVB, 3 in LTE
  - DVB bandwidth :  $Wb=6.8$  MHz
  - Maximum total broadcast power=10 KW:  
 $P_{bmax}=1,47W$
  - Maximum total BS power=50 W:  $P_{mmax}=0,09W$
- DVB cell radius =100Km
- LTE cell radius=1Km
- Distance BCT-MS=100Km
- Distance BS-BCR:  $d$ 
  - Interested parameter to study

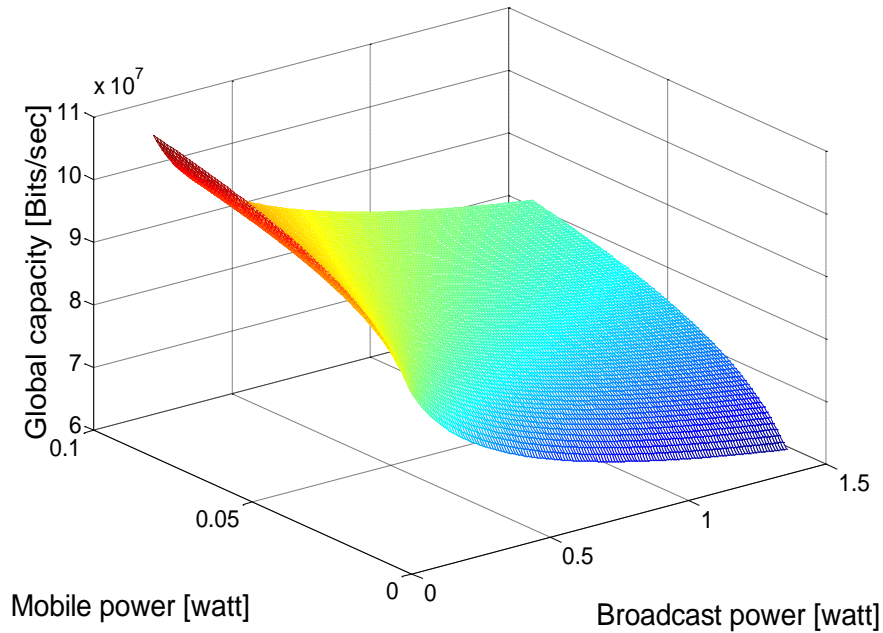


Fig.2: Global capacity in function of  $P_m$  and  $P_b$

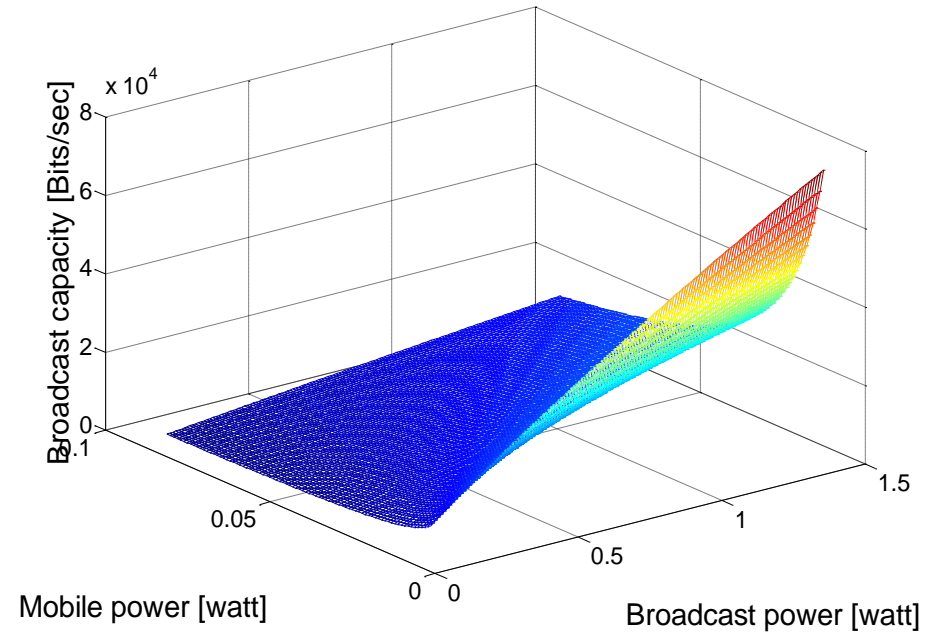


Fig.3: Broadcast capacity in function of  $P_m$  and  $P_b$

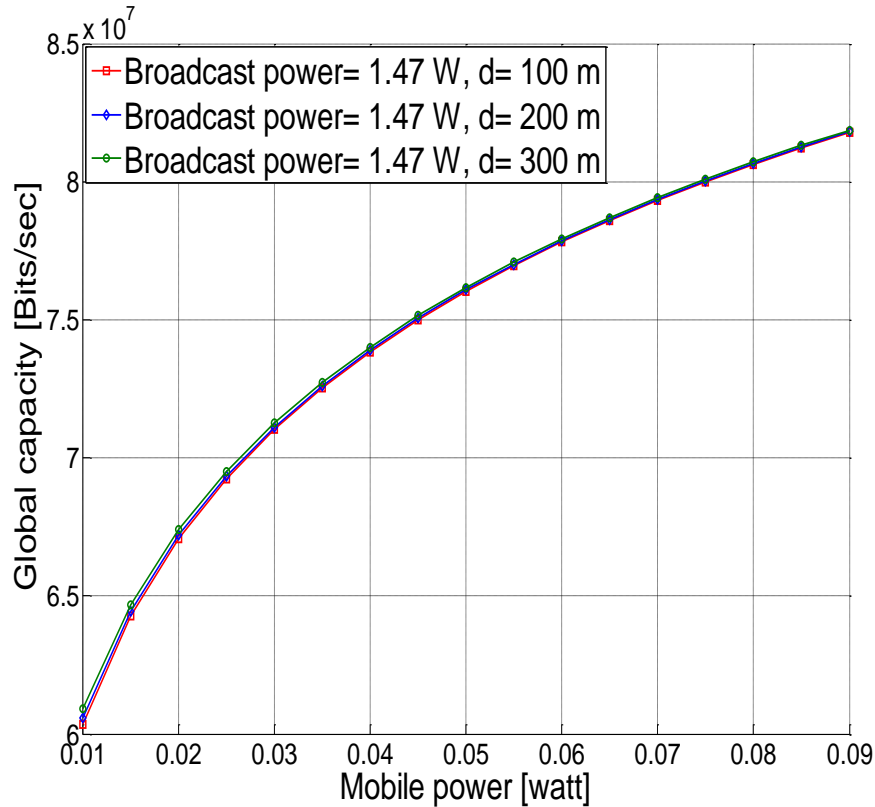


Fig.4: Global capacity in function of  $P_m$ , with  $d=100, 200, 300m$

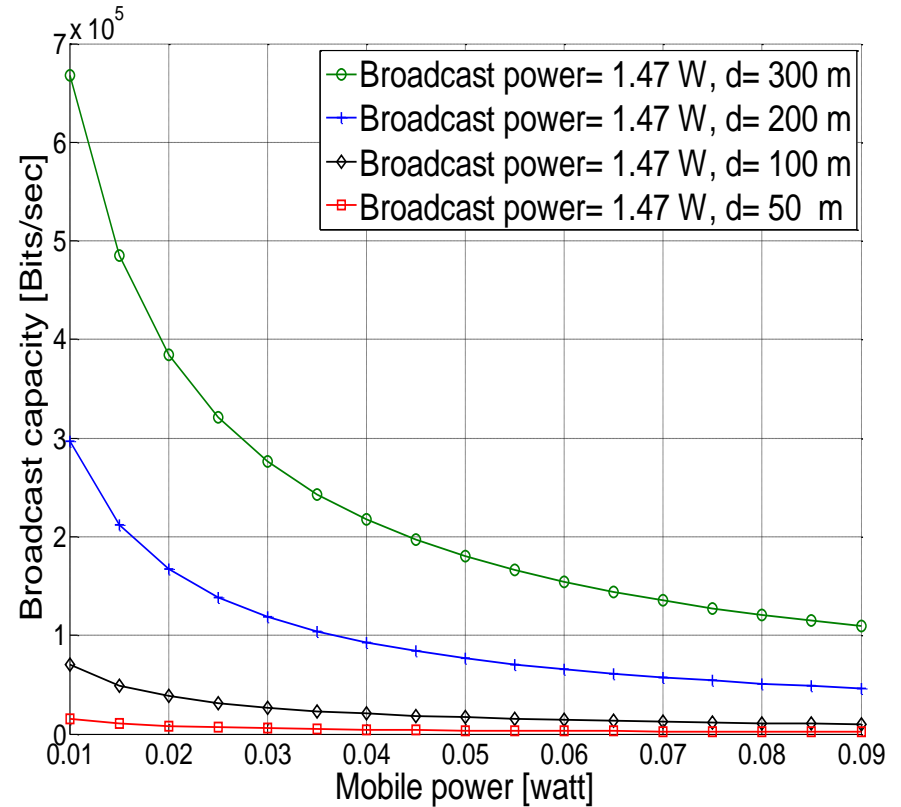


Fig.5: Broadcast capacity in function of  $P_m$ , with  $d=50, 100, 200, 300m$

- Conclusions :
  - Derivation of the global ergodic capacity
  - Dependence of the broadcast signal reception on  $d$ .
  - Global capacity: not a convex function of  $P_m$  and  $P_b$ .
- Future work:
  - Broadcast and mobile capacities are both opposite objectives.
  - Guarantee QOS.
  - Further work: the multi objectives maximization problem.
  - Usefulness of global ergodic capacity expression derived.

This work is supported by the French ANR project “M3” (Mobile Multimedia) and the Lebanese National Council for Scientific Research.

Thank you 😊