



HAL
open science

Forest Invasion by the African tulip tree (*Spathodea campanulata*) in the Hawaiian Islands: Are Seedlings Shade-Tolerant?

Sébastien Larrue, Curtis C. Daehler, Franck Vautier, Jennifer L. Bufford

► **To cite this version:**

Sébastien Larrue, Curtis C. Daehler, Franck Vautier, Jennifer L. Bufford. Forest Invasion by the African tulip tree (*Spathodea campanulata*) in the Hawaiian Islands: Are Seedlings Shade-Tolerant?. Pacific Science, 2014, 68 (3), pp.345-358. hal-01122865

HAL Id: hal-01122865

<https://hal.science/hal-01122865>

Submitted on 13 Mar 2015

HAL is a multi-disciplinary open access archive for the deposit and dissemination of scientific research documents, whether they are published or not. The documents may come from teaching and research institutions in France or abroad, or from public or private research centers.

L'archive ouverte pluridisciplinaire **HAL**, est destinée au dépôt et à la diffusion de documents scientifiques de niveau recherche, publiés ou non, émanant des établissements d'enseignement et de recherche français ou étrangers, des laboratoires publics ou privés.

Forest Invasion by the African tulip tree (*Spathodea campanulata*) in the Hawaiian Islands: Are Seedlings Shade-Tolerant?

Sébastien Larrue⁽¹⁾¹, Curtis Daehler⁽²⁾, Franck Vautier⁽³⁾ and Jennifer L Bufford⁽²⁾

⁽¹⁾ GEOLAB UMR/CNRS 6042, Université Blaise Pascal, 4 rue Ledru, 63057 Clermont-Ferrand cedex, France

⁽²⁾ Department of Botany, University of Hawai‘i at Manoa, Honolulu, 3190 Maile Way, Room 101, HI 96822, USA

⁽³⁾ Université Blaise Pascal, 4 rue Ledru, 63057 Clermont-Ferrand, France

¹ Corresponding author: email; sebastien.larrue@univ-bpclermont.fr

1
2 **Abstract:** Native to West Africa, *Spathodea campanulata* (African tulip tree) is frequently
3 viewed as a shade-intolerant invader. It commonly colonizes roadsides, human-disturbed
4 forests and abandoned agricultural land in tropical islands, where it can then become
5 dominant in secondary forests. Some authors have suggested that the seedlings may be shade-
6 tolerant and able to establish in closed forest, but the shade tolerance of seedlings has never
7 been evaluated. We identified tolerated light environments of *S. campanulata* seedlings in wet
8 forests in Hawaii by measuring photosynthetically active radiation (PAR) around naturally
9 occurring seedlings (< 30 cm height) in the field. We also measured photosynthetic responses
10 of seedlings to light under field and lab conditions, and determined seedling growth rates in
11 sun and shade. Seedlings were found in shaded conditions in the field, and they consistently
12 had positive net carbon gain at $50 \mu\text{mol photons m}^{-2}\cdot\text{s}^{-1}$ PAR, with an estimated mean
13 compensation point below $10 \mu\text{mol photons m}^{-2}\cdot\text{s}^{-1}$, indicating high shade tolerance. The most
14 frequent midday light environments of *S. campanulata* seedlings in the field were in the range
15 around 50 to $200 \mu\text{mol photons m}^{-2}\cdot\text{s}^{-1}$ PAR, i.e., 2.5% to 10% of full sunlight. Among
16 seedlings found growing in shade, minimum saturating light (E_k), determined from
17 chlorophyll fluorescence, averaged $260 \mu\text{mol photons m}^{-2}\cdot\text{s}^{-1}$, suggesting that seedling
18 maximum photosynthesis can occur at less than 13% of full sun. Growth rates of young
19 seedlings in shade and sun were comparable. Widespread wind dispersal of seeds, seedling
20 tolerance of low light, and our observations of some *S. campanulata* saplings establishing in
21 rainforest without recent disturbance suggest that *S. campanulata* will be a persistent
22 component of Hawaiian lowland rainforests.

23

24

25

1
2
3
4
5
6
7
8
9
10
11
12
13
14
15
16
17
18
19
20
21
22
23
24
25

Introduction

Many studies show that invasive species can pose important threats to native biodiversity (Hierro et al. 2005, Mack et al. 2000) or cause major problems in natural ecosystems (Merlin and Juvik 1992), especially on tropical islands (Daehler 2005, Denslow 2003, Loh and Daehler 2007, Kueffer et al. 2010, Meyer and Florence 1996, Meyer 2004, Reaser et al. 2007). The invasiveness of introduced plants in new geographic areas has been explained by characters such as competitive advantages under particular environmental conditions (Daehler 2003, Mooney et al. 2005), or possession of novel chemical traits compared with the native flora in the introduction area (Callaway and Ridenour 2004). Certain invasive plants, such as *Spathodea campanulata*, have attracted particular interest because of their successful spread across numerous tropical islands (Labrada and DiazMedina 2009).

Spathodea campanulata P. Beauv. (Bignoniaceae), commonly called African tulip tree, is widely naturalized in many Pacific islands and considered a threat to native biodiversity (Meyer 2000, Pacific Islands Ecosystems at Risk 2011), notably by creating a shading effect, which reduces native species richness under its canopy (Weber 2003). It is also reported as a serious agricultural weed, especially in coffee plantations (Labrada and DiazMedina 2009). Forests dominated by *S. campanulata* are frequently established in the lowland tropics on abandoned agricultural lands, deforested lands (Francis 2000, Labrada and DiazMedina 2009, Larrue 2011, Kress and Horvitz 2005) or in secondary rain forests (Bito 2007). *Spathodea campanulata* has been highlighted by the Invasive Species Specialist Group as among ‘100 of the World’s Worst Invasive Alien Species’ (ISSG 2004).

Most invasive plants affect secondary forests, particularly in environments already highly disturbed by humans (Martin et al. 2008), but some invasive plants are able to grow in later-successional forests that have experienced little or no recent disturbance (Martin et al.

1 2004, Meyer and Florence 1996, Rejmánek 1996). These shade-tolerant plants, many of
2 which are trees, pose a serious threat to the persistence of native forests (Martin et al. 2008,
3 2004, Meyer and Florence 1996). Therefore, it is especially important to identify potentially
4 shade-tolerant plant invaders so that they can be targeted as priorities for prevention or
5 control.

6 *Spathodea campanulata* is often described as a shade-intolerant invader (Francis and
7 Lowe 2000, Martin et al. 2008, Thompson et al. 2007) but there is some controversy in the
8 literature. Lambrada and DiazMedina (2009) report that the wind-dispersed seeds of *S.*
9 *campanulata* are able to breach the ‘barrier effect’ of large trees present in edges of the forest,
10 and these authors observed *S. campanulata* seedlings in native forests in Cuba, including
11 primary forests. Other authors have suggested that *S. campanulata* seedlings are shade-
12 tolerant and able to thrive without disturbance in rain forests (Anderson et al. 1992, Smith
13 1985, Staples and Cowie 2001). Little quantitative information is available on shade tolerance
14 of *S. campanulata* seedlings, although such information is important for understanding
15 invasion patterns and potential. Francis (1990) reported that *S. campanulata* seedlings grew
16 well in ~50% shade, developing true leaves within 2 months. Labrada and DiazMedina (2009)
17 indicated that the shade or semi shade of coffee plantations is the most favourable light
18 environment for *S. campanulata* seed germination in Cuba and noted that higher seed
19 germination occurs in semi-shade (~50% shade) than in full sunlight, but no attempt was
20 made to assess growth at lower light levels. In this study, we examined field distribution
21 patterns and photosynthetic and growth capacities of *S. campanulata* seedlings on Oahu and
22 Hawaii (Hawaiian Islands) in order to characterize and quantify the light environments under
23 which *S. campanulata* seedlings are currently establishing and capable of growing.

24

25

Materials and Methods

1 **Field study sites**

2 The volcanic islands of Oahu and Hawaii (Hawaiian Islands) are found in the Pacific
3 Ocean between 18°54'41"-21°42'34" N, and 154°48'29"-158°16'46" W. The island of Oahu
4 ranges from sea level to 1,220 m asl with a land surface of 1,545.3 km²; the island of Hawaii
5 occupies an area of 10,432 km² with a highest summit at 4,205 m asl (State of Hawaii Data
6 Book 2004). Both islands have a leeward dry side and a windward wetter side exposed to the
7 dominant north-eastern trade winds. The mean annual rainfall in the surveyed area of Oahu
8 ranges from 2,001 to 2,750 mm, and from 3,551 to 4,400 mm for the Hawaii site
9 (Giambelluca et al. 2011).

10 The most important invasion of *S. campanulata* is observed between sea level and 226
11 m asl on the windward coast of Oahu and up to 312 m asl in Hawaii, in the “moderately dry-
12 moist seasonal zone” and “lowlands rainforest zone” (Mueller-Dombois 2002). Study sites
13 were located on the windward side, at the foot of the Ko’olau mountains (island of Oahu) and
14 on the gentle downslope of Mauna Kea (island of Hawaii) in the lowland rainforest zone
15 (Fig.1). In these wet forests, some native species remain (e.g., *Psychotria mariniana*
16 (Rubiaceae), *Freycinetia arborea* (Pandaceae), *Metrosideros polymorpha* (Myrtaceae), and
17 *Syzygium sandwicensis* (Myrtaceae)), but the forests are now dominated by *S. campanulata*
18 and other introduced trees species, e.g., *Cecropia peltata* (Urticaceae), *Aleurites moluccana*
19 (Eupobiaceae), *Cinnamomum burmannii* (Lauraceae), *Falcataria moluccana* (Fabaceae),
20 *Psidium cattleianum* (Myrtaceae), and *Schefflera actinophylla* (Araliaceae).

21 <Figure 1. near here>

22

23 **Study species**

24 *Spathodea campanulata* is a large evergreen tree, 20-25 m in height (Keay 1957, Neal
25 1948, Smith 1985) but sometimes reaching more than 30 m (Unwin 1920), with a dense

1 irregular crown and a trunk diameter of 0.5-1.75 m (Holdridge 1942, Little and Skolmen
2 1989). This species grows rapidly (Francis 1990, Pacific Islands Ecosystems at Risk 2011;
3 around 2 m per year in young stands (S. Larrue, personal observation)) and produces
4 numerous red-orange flowers pollinated by bats and birds in its native range (Keay 1957).
5 The species requires cross-pollination (Bittencourt et al. 2003); the fruit is a brown pod
6 containing about 500 wind-dispersed seeds (Fosberg et al. 1993, Little and Skolmen 1989).
7 Mature individuals of *S. campanulata* produce many pods, with 125,000 (Holdridge 1942) to
8 290,000 (Francis and Rodríguez 1993) seeds kg⁻¹ of pods. The species is mainly propagated
9 by seeds, which can travel long distances (Francis 1990, Little and Skolmen 1989, Staples et
10 al. 2000).

11 The native geographic area of *S. campanulata* extends from the west coast of Africa to central
12 Africa between 12°N and 12°S (Irvine 1961). The tropical climate of the native range of
13 African tulip tree is warm and wet, with a monthly mean temperature of 27°C to 30°C and
14 abundant rainfall (Francis 1990). *Spathodea campanulata* has a broad ecological range
15 (Florence 1997, Francis 1990) and therefore has been successfully grown throughout the
16 tropics (Bärtels 1993, Francis 1990). It can survive in areas with a dry season of 1-3 mo;
17 successful reproduction is reported at a minimum of 1,300 mm of mean annual precipitation.
18 Substrate can be basic or acid soils, from clayey soil to loamy sands, with poor to excessive
19 soil drainage (Francis 1990). The species is frost sensitive (Eliovson 1969) and apparently
20 needs nearly full sunlight for reproduction (Little and Skolmen 1989).

21 In c. 1915, *S. campanulata* was introduced as an ornamental tree on Oahu (Staples and Herbst
22 2005). It is currently naturalized in lowland coastal plains on the windward side of the islands
23 of Kauai, Oahu, Molokai, Maui and Hawaii (Wagner et al. 1999). In the Hawaiian Islands, *S.*
24 *campanulata* ranges from sea level up to 1,000 m asl (Smith 1985). It is also found from sea
25 level to 1,200 m asl in Puerto Rico (Francis 1990) and up to 1,430 m asl in the main island of

1 Tahiti (Society Islands, French Polynesia) (Meyer, pers. comm.). In Hawaii, Smith (1985)
2 reported major infestations in almost every rainforest in East Maui and along the valley of
3 northern and eastern slopes of Kauai and Oahu. Loope et al. wrote (1992, p. 567): “It [*S.*
4 *campanulata*] should be monitored and opportunistically controlled in conjunction with
5 systematic control of strawberry guava and other rainforest weeds.”

6
7

8 **Plot-based seedling counts and photosynthetically active radiation**

9 Field studies were conducted from January-February, 2012. In forests with canopy
10 dominated by *S. campanulata*, three 150 m² field plots were delineated. In the plots, we
11 counted (1) the number of seedlings (< 30 cm height) positioned in 1-m² quadrats (n = 150
12 per plot), and (2) recorded the photosynthetically active radiation (PAR) in each 1 m² quadrat
13 (systematic random sample). The PAR was recorded with a 0.3-m line sensor (Fieldscout
14 PARmeter, Spectrum Technologies) at the centre of every 1 m² quadrat at 40 cm above the
15 ground (\pm 10 cm). The PAR measurements in the three plots were made between 12h00 and
16 13h00 (i.e. near solar noon) during cloudless days. PAR was also measured in full sunlight at
17 around 12h30 (\pm 3.5 $\mu\text{mol photons m}^{-2}\cdot\text{s}^{-1}$).

18

19 **Interpolation of PAR**

20 In order to map the light environment and estimate the mean light environment in the
21 three plots between 12h00 and 13h00, field light readings were entered into a Geographic
22 Information System (see Figure 2; Geographic Information System Mapinfo Professional
23 v.10, Interpolation Method). We then superimposed positions of the *S. campanulata* seedlings
24 onto these plot maps and extracted the projected mid-day PAR value for each seedling.

25 <Figure 2. near here>

26

1 **Photosynthetically active radiation recorded along the line transect**

2 In order to quantify seedling establishment across a wider range of light environments
3 (including mid-day full sun), *S. campanulata* seedlings were surveyed along an abandoned
4 section of roadside (1,590 m of length, Old Auloa Road, Oahu; both ends of road transect:
5 21°22'17.96" N-157°47'05.34" W, and 21°22'22.65"N-157°47'29.55"W). We recorded the
6 PAR (between 12h00 and 13h00) above each *S. campanulata* seedling (< 30 cm height)
7 encountered between 0 and 2 m from the roadside and compared the distribution of light
8 readings at the seedlings to the distribution of available light environments along the roadside
9 (random points ~ 30 cm above the ground).

10

11 **Correlation between spatial pattern of seedlings and PAR values**

12 In order to test any correlation between photosynthetically active radiation and the
13 spatial pattern and abundance of *S. campanulata* seedlings, we conducted the following
14 analysis: We compared the distribution of PAR readings among the three plots and along the
15 line transect to the distribution PAR readings at *S. campanulata* seedlings using a
16 Kolmogorov-Smirnov test (XLStat® software, version 2007.6). We then tested whether some
17 light environments are more frequently colonized by seedlings than expected. We compared
18 these results to the photosynthetic responses of *S. campanulata* seedlings in controlled light
19 environments.

20

21 **Photosynthetic and growth responses of seedlings**

22 Ten seedlings were excavated from shaded or partially shaded environments located
23 near the beginning of the survey transect. Seedlings were transported to the laboratory for
24 photosynthetic measurements after allowing 2-5 days for recovery from any potential shock
25 of transplantation. A chlorophyll fluorometer (PAM 2500, Heinz Walz GmbH) was used to

1 measure the minimum saturating light level (E_k) for ten seedlings. Additionally,
2 photosynthetic measurements were made between 10h00 and 14h00 with a photosynthesis
3 meter (CI 340, CID Bio-Science, Inc.) and light response curves were used to estimate the
4 light compensation point (minimum light required for plant maintenance). In order to confirm
5 results from lab-transported field seedlings, additional light response curves were recorded
6 directly in the field for seven seedlings found growing naturally in shaded environments.

7 To measure seedling growth rates in response to shade, lab-germinated seeds were
8 transplanted into 16 cm containers containing a 3:1 mixture of Premier Promix Bx
9 Mycorrhizae (Premier Tech Horticulture) and small black cinders (< 2.5 cm, Niu) with
10 fertilizer (Osmocote 14-14-14 NPK, 0.055 g). Seedlings were placed on an outdoor bench in
11 sun ($n = 5$, mean daily PAR $1300 \mu\text{mol photons m}^{-2}\cdot\text{s}^{-1}$, range 143 to 2156) or shade ($n=6$,
12 mean daily PAR $138 \mu\text{mol photons m}^{-2}\cdot\text{s}^{-1}$, range 6 to 276) and grown under well-watered
13 conditions until reaching the four-leaf stage (28-78 days, mean 56 days), at which time
14 seedlings were harvested to determine relative growth rates, based on total dry mass.

15 Results

16 Plot characteristics and seedling abundance

17 All three plots were dominated by mature *S. campanulata* with flowers and pods,
18 although a few other introduced woody species were also recorded (Table 1). A total of 97 *S.*
19 *campanulata* seedlings were found. Seedlings height ranged from 3 to 18 cm with a mean
20 height of 10 cm. Among plots, *S. campanulata* seedling density ranged from 0.04 to 0.54- m^{-2}
21 (Table 1). The local-scale light environment within the three plots, as characterized by mid-
22 day PAR measurements, ranged from 1% full sunlight (observed in all three plots) to 58.7%
23 full sunlight (plot 3). Among the three surveyed plots, the median light environment ranged
24 from 1% to 4.1% full sunlight (Table 1).

25 <Table 1. near here>

1
2
3
4
5
6
7
8
9
10
11
12
13
14
15
16
17
18
19
20
21
22
23
24
25

Spatial pattern of seedlings and distribution of PAR values in the plots

The overall distribution of seedlings among light environments differed significantly from the distribution of available light environments in the plots (Kolmogorov-Smirnov test, maximum distance = 0.541, $P < 0.001$). This difference in distributions was examined more closely by grouping PAR values into categories and plotting expected frequency of seedling occurrence (frequency of light environments in the plots) versus actual frequency of seedling occurrence among light environments in the plots (Figure 3). Within the lowest light ranges ($< 20 \mu\text{mol photons m}^{-2}\cdot\text{s}^{-1}$), seedlings are under-represented, whereas they are well represented or over-represented at the midday ranges of 51-200 $\mu\text{mol photons m}^{-2}\cdot\text{s}^{-1}$ (Figure 3) suggesting that this latter range may be a preferred light environment.

Seedlings and distribution of PAR values along the line transect

Along the line transect, 255 *S. campanulata* seedlings were recorded, ranging from 4 to 27 cm in height with a mean height of 12.5 cm. The midday PAR values above seedlings ranged from 0.4% to 100% full sunlight (1895 $\mu\text{mol photons m}^{-2}\cdot\text{s}^{-1}$), and the median PAR was 193 $\mu\text{mol photons m}^{-2}\cdot\text{s}^{-1}$. The midday light environments along the line transect estimated by 102 random points, ranged from 10 to 1319 $\mu\text{mol photons m}^{-2}\cdot\text{s}^{-1}$.

Along the line transect, the highest *S. campanulata* seedling densities occurred within the ranges of 50-150 $\mu\text{mol photons m}^{-2}\cdot\text{s}^{-1}$ midday PAR (Figure 4). The PAR readings from random points along the transect demonstrate the seedling disproportionately occupy low light environments (Figure 4). Among the observed 255 seedlings on the transect, only three seedlings were found in full sunlight (between 1888 and 1895 PAR).

<Fig. 3 near here>

<Fig. 4 near here>

1
2
3
4
5
6
7
8
9
10
11
12
13
14
15
16
17
18
19
20
21
22
23
24
25

Photosynthetic and growth rate measurements

Field-collected seedlings averaged 7.6 cm tall (range = 3-14.5 cm) with an average of 5.7 leaves (range = 4-8). Overall, net photosynthetic rates of the seedlings were relatively low, with a maximum of around $3 \mu\text{mol CO}_2 \text{ m}^{-2} \cdot \text{s}^{-1}$ (Figure 5). Nevertheless, seedlings consistently had positive photosynthetic rates down to $50 \mu\text{mol photons m}^{-2} \cdot \text{s}^{-1}$. The estimated compensation point was $10 \mu\text{mol photons m}^{-2} \cdot \text{s}^{-1}$ (x-intercept of Figure 5). The results of photosynthetic measurements on naturally established field seedlings growing in shade were similar: the estimated compensation point was around $10 \mu\text{mol photons m}^{-2} \cdot \text{s}^{-1}$, the net photosynthetic rates of the seedlings were around $2.5 \mu\text{mol CO}_2 \text{ m}^{-2} \cdot \text{s}^{-1}$ (Figure 6).

Minimum saturating light (E_k) determined from chlorophyll fluorescence averaged $260 \mu\text{mol photons m}^{-2} \cdot \text{s}^{-1}$ (range = $178\text{-}375 \mu\text{mol photons m}^{-2} \cdot \text{s}^{-1}$) and this corresponds closely with the minimum saturating light as seen from lab-transported seedlings ($180\text{-}400 \mu\text{mol photons m}^{-2} \cdot \text{s}^{-1}$, Figure 5) and field-measured seedlings ($\sim 150 \mu\text{mol photons m}^{-2} \cdot \text{s}^{-1}$, Figure 6). Average relative growth rate of sun-grown seedlings was not statistically greater than that of shade-grown ($\sim 10\%$ full sun) seedlings (Figure 7).

<Fig. 5 near here>

<Fig. 6 near here>

Discussion

Our results show that seedlings in the field were tolerant of mid-day PAR levels of $< 50 \mu\text{mol photons m}^{-2} \cdot \text{s}^{-1}$ (Figures 2-3), but the most frequent environment for *S. campanulata* seedlings was between 50 and $200 \mu\text{mol photons m}^{-2} \cdot \text{s}^{-1}$ (Figure 3 and 4). These results show that seedlings commonly colonize light environments between $2.5\text{-}10\%$ of full sun in the field. Shade environments have been defined as $4\%\text{-}10\%$ of full sun (Denslow et al. 1990, Kitajima

1 1994, Baruch et al. 2000 Schumacher et al. 2008). Therefore, we classify many of these *S.*
2 *campanulata* seedlings as growing in shaded environments. Nevertheless, it must be
3 acknowledged that mid-day point measurements of PAR provide only a rough snapshot of the
4 daily light environment in the understory. Seedlings may experience extreme fluctuation in
5 light conditions from long periods of low light alternating with brief, unpredictable periods of
6 high light during sunflecks (see e.g., Canham et al. 1990, Chazdon 1988, Leakey et al. 2005,
7 Pearcy et al. 1994, Rijkers et al. 2000). Consequently, our mid-day PAR measurements may
8 underestimate light availability to some *S. campanulata* seedlings during other parts of the
9 day, while for other seedlings, our mid-day PAR estimates may represent maximum PAR
10 availability, with lower PAR available in other parts of the day. Because of the inability of
11 mid-day PAR measurements to capture potential variability in PAR throughout the day, it is
12 important to also compare seedling photosynthetic responses to varying light availability.
13 Shade-grown seedlings had net carbon gains from photosynthesis at very low light levels (50-
14 100 $\mu\text{mol photons m}^{-2}\cdot\text{s}^{-1}$ PAR), and of particular interest was the fact that these shade-grown
15 seedlings had low light saturation levels (Figures 4 and 5), suggesting that they would not
16 benefit much from brief exposure to bright sunflecks.

17

18 Many tree species with little to no shade tolerance are known to support a “seedling
19 bank” in a shaded understory, but these seedlings do not survive for long (Kobe et al. 1995).
20 Based on our measurements of net productivity (CO_2 fixation) even at very low light levels,
21 we expect long-term *S. campanulata* survival and slow growth under shaded forest
22 conditions. In fact, in a separate field experiment, among freshly germinating seeds, seedling
23 survival after one year under < 25% canopy openness averaged 38% (J. Bufford, unpublished
24 data), which is high considering the many possible sources of early seedling mortality in the
25 field. Furthermore, our observations in and around the field plots revealed evidence that a few

1 saplings (< 5 m) were able to emerge from the understory shrub layer in shaded environments
2 (Table 1), though these represent only a small proportion of the potential establishment
3 indicated by much higher seedling abundance (Table 1; see Plot 3). Our findings lead us to
4 classify *S. campanulata* seedlings as shade-tolerant.

5 Considering that saturating photosynthesis in the *S. campanulata* seedlings occurred at
6 around 260 $\mu\text{mol photons m}^{-2}\cdot\text{s}^{-1}$, it is remarkable that a few seedlings were also found in
7 completely open conditions on the line transect (Fig. 4). However, these full sun conditions
8 likely existed only for a short time around mid-day, as tall vegetation surrounding these
9 seedlings would have shaded them before and after mid-day. There is an overall inverse
10 correlation between the number of seedlings and mid-day PAR values along the line transect
11 (Spearman's, $r_s = -0.356$, $p < 0.0001$) implying that full sun is a non-preferred environment.
12 Lambrada and DiazMedina (2009) reported that the greatest abundance of young *S.*
13 *campanulata* was recorded in areas of abandoned coffee plantations, which indicates that the
14 shade or semi-shade conditions of these plantations is a suitable habitat for *S. campanulata*
15 growth. Overall, these results suggest that a minimum level of shade is beneficial for *S.*
16 *campanulata* germination and early seedling growth, although it seems likely that larger
17 plants can take advantage of higher light conditions. For example, in a separate field
18 experiment, one plant in a sunny environment was observed to flower within one year after
19 germination, while no *S. campanulata* seedlings in the shade reached maturity within a year
20 (J. Bufford, unpublished data).

21 We have assumed that light environment is an important factor in early recruitment of
22 *S. campanulata* seedlings, but other causal factors such as disease or seed dispersal patterns
23 might be correlated with light environments and might therefore contribute to observed
24 patterns of *S. campanulata* recruitment and invasion. Low soil water availability may also
25 contribute to the low number of *S. campanulata* seedlings in high light environments.

1 However, potted seedlings grown in full sunlight and watered regularly took as long or longer
2 to develop (compared to shaded plants) (Figure 7), and these sun-grown seedlings generally
3 had smaller, discolored leaves, with lower chlorophyll content (J. Bufford, unpublished data).
4 It seems likely that temperature stress and/or reduced humidity become an important
5 limitation under higher PAR conditions. We observed no signs of seedling predation at our
6 field sites, while herbivory at other field sites on Oahu averaged < 10% of leaf area (J. Bufford,
7 personal observations).

8 Given that our plots were dominated by adult *Spathodea*, observed *S. campanulata*
9 seedling densities might be considered rather low, ranging from 0.04 to 0.54 seedlings m⁻²
10 (Table 1). In plots 1 and 2, light availability was very low (1 to 1.4% of full sun respectively;
11 see Table 1) and the ground was nearly bare, with no seedlings other than *S. campanulata*.
12 These plots show the limited recruitment of *S. campanulata* (i.e., seed germination and
13 established seedlings) in such extremely shaded environments. In contrast, in plot 3, the mean
14 mid-day light environment was 4.1% of full sun (Table 1) and the ground was covered by
15 herbaceous plants 0.4 to 0.6 m in height. In this plot, the ‘low density’ of *S. campanulata*
16 seedlings may be explained by high competition for space at ground level.

17

18 This research demonstrated the frequent occurrence and persistence of *S. campanulata*
19 seedlings in shaded environments in Hawaii. Both photosynthetic rates and growth rates
20 indicate that *S. campanulata* seedlings can maintain growth at low light levels (1-5% of full
21 sun). Light availabilities at the forest floor of lowland mesic forest in Hawaii were previously
22 measured in the range of 1.5-3.8% of full sun (Percy 1983), implying vulnerability to
23 invasion, but light availability in the understory of different tropical rainforests can vary
24 significantly (Brenes-Arguedas et al. 2011, Chazdon and Fetcher 1984, Condit et al. 2000,
25 Torquebiau 1988, Wright and Schaik 1994) and may be as low as 0.48% in some regions of

1 the world (e.g., Chazdon and Fetcher 1984). Nevertheless, the demonstrated ability of *S.*
2 *campanulata* seedlings to maintain net carbon assimilation rates under very low light,
3 together with the plant's strong capacity for dispersal by wind, should be considered in
4 managing *S. campanulata* and assessing its risk of invading forests across the tropics.

5

6

7 **Acknowledgements**

8 We are grateful to the “Maison des Sciences de l’Homme” (MSH Clermond-Ferrand, France)
9 and the “Secrétariat Permanent pour le Pacifique, section Fonds Pacifique” (Paris, France) for
10 their substantial financial support for this research. We also thank two reviewers for their
11 comments. JLB was supported by a graduate research fellowship from the National Science
12 Foundation (Arlington, Virginia, USA).

13

14

15

16

17 **Literature Cited**

18

19 Anderson J. S., C. P. Stones, and P. K. Higashino. 1992. Distribution and Spread of Alien
20 Plants in Kipahulu Valley, Haleakala National Park, above 2,300 ft Elevation. Pages
21 300–338 in C. P. Stone, Clifford W. Smith, and J. T. Tunison, eds. Alien Plant Invasions
22 in Native Ecosystems of Hawaii. Cooperative National Park Resources Studies Unit,
23 University of Hawaii. Honolulu.

24 Bärtels, A. 1993. Guide des Plantes tropicales: plantes ornementales, plantes utiles, fruits
25 exotiques. Editions Eugen Ulmer, Paris.

26 Baruch, Z., R. R. Pattison, and G. Goldstein. 2000. Responses to light and water availability
27 of four invasive Melastomataceae in the Hawaiian Islands. In. J. Plant Sci. 161:107–
28 118.

- 1 Bittencourt, N. Jr., P. E. Gibbs, and J. Semir. 2003. Histological study of post-pollination
2 events in *Spathodea campanulata* Beauv. (Bignoniaceae), a species with late acting
3 self incompatibility. *Ann. Bot.* 91:827–834
- 4 Bito, D. 2007. An alien in an archipelago: *Spathodea campanulata* and the geographic
5 variability of its moth (Lepidoptera) communities in the New Guinea and Bismarck
6 Islands. *J. Biogeogr.* 34:769–778.
- 7 Brenes-Arguedas, T., A. B. Roddy, P. D. Coley, and T. A. Kursar. 2011. Do differences in
8 understory light contribute to species distributions along a tropical rainfall gradient?
9 *Oecologia* 166:443–456.
- 10 Canham, C. D., J. S. Denslow, W. J. Platt, J. R. Runkle, T. A. Spies, and P. S. White. 1990.
11 Light regimes beneath closed canopies and tree-fall gaps in temperate and tropical
12 forests. *Can. J Forest Res* 20:620–631.
- 13 Callaway, R. M., and W. M. Ridenour. 2004. Novel weapons: invasive success and the
14 evolution of increased competitive ability. *Front. Ecol. Environ.* 2:436–443.
- 15 Chazdon, R. L., and N. Fetcher. 1984. Photosynthetic light environments in a lowland
16 tropical rain forest in Costa Rica. *J. Ecol.* 72:553–564.
- 17 Chazdon, R. L., 1988. Sunflecks and their importance to forest understorey plants. *Adv Ecol*
18 *Rs* 18:1–63.
- 19 Condit, R., K. Watts, S. A. Bohlman, R. Perez, R. B. Foster, and S. P. Hubbell. 2000.
20 Quantifying the deciduousness of tropical forest canopies under varying climates. *J.*
21 *Vegetation Sci.* 11:649–658.
- 22 Daehler, C. C. 2003. Performance comparisons of co-occurring native and alien invasive
23 plants: implications for conservation and restoration. *Annu. Rev. Ecol. Syst.* 34:183–211.
- 24 Daehler, C. C. 2005. Upper-montane plant invasions in the Hawaiian Islands: patterns and
25 opportunities. *Perspect. Plant Ecol.* 7:203–216.
- 26 Denslow, J. S., J. C. Schulz, P. M. Vitousek, and B. R. Strain. 1990. Growth responses of
27 tropical shrubs to treefall gap environments. *Ecology* 71:165–179.
- 28 Denslow, J. S. 2003. Weeds in paradise: thoughts on the invasibility of tropical islands. *Ann.*
29 *Mo. Bot. Gard.* 90:119–127.
- 30 Eliovson, S. 1962. Flowering shrubs, trees, and climbers for southern Africa. South Africa:
31 Howard Timmins, Cape Town.
- 32 Florence, J. 1997 (reprinted 2004). Flore de la Polynésie française. Collection Faune et Flore
33 tropicale, vol 1, IRD Editions, Publications scientifiques du Muséum national d'Histoire
34 naturelle, Paris.

- 1 Fosberg, F. R., M. H. Sachet, and R. L. Oliver. 1993. Flora of Micronesia. Part 5.
 2 Bignoniaceae--Rubiaceae. *Smithsonian Contrib.* 81:1–135.
- 3 Francis, J. K. 2000. *Spathodea campanulata* Beauv., Bignoniaceae. Pages 484–487 in J. K.
 4 Francis, and C. Lowe, eds. *Silvics of native and exotic trees of Puerto Rico and the*
 5 *Caribbean islands.* USDA Forest Service, Rio Piedras, Puerto Rico.
- 6 Francis, J. K. 1990. *Spathodea campanulata* Beauv. African Tulip tree. Bignoniaceae.
 7 Bignonia family. USDA Forest Service, Southern Forest Experiment Station, Institute of
 8 Tropical Forestry (Rio Piedras): 1–5. Available at
 9 http://www.fs.fed.us/global/iitf/pubs/sm_iitf032%20%20%285%29.pdf
- 10 Francis, J. K., and A. Rodríguez. 1993. Seeds of Puerto Rican trees and shrubs: second
 11 installment. Research Note SO-374. U.S. Department of Agriculture, Forest Service,
 12 Southern Forest Experiment Station, New Orleans.
- 13 Gagné, WC, Cuddihy LW (1990) Vegetation. In: Wagner WL, Herbst DR, Sohmer SH (Eds)
 14 *Manual of the Flowering Plants of Hawaii.* University of Hawaii Press (Honolulu, USA):
 15 45–116.
- 16 Giambelluca, T. W., Q. Chen, A. G. Frazier, J. P. Price, Y. L. Chen, P. S. Chu, J. Eischeid,
 17 and D. Delparte. 2011. *The Rainfall Atlas of Hawai‘i, USA.*
 18 <http://rainfall.geography.hawaii.edu>.
- 19 Hierro, J. L., J. L. Maron, and R. M. Callaway. 2005. A biogeographical approach to plant
 20 invasions: the importance of studying exotics in their introduced and native range. *J.*
 21 *Ecol.* 93:5–15.
- 22 Holdridge, L. R. 1942. *Trees of Puerto Rico.* US Department of Agriculture Forest Service,
 23 Washington DC.
- 24 Irvine, F. R. 1961. *Woody plants of Ghana.* Oxford University Press, London.
- 25 Invasive Species Specialist Group. 2004.
 26 http://www.issg.org/pdf/publications/worst_100/french_100_worst.pdf
- 27 Keay, R. W. J. 1957. Wind-dispersed Species in a Nigerian Forest. *J. Ecol.* 45:471–478.
- 28 Kitajima, K. 1994. Relative importance of photosynthetic traits and allocation patterns as
 29 correlates of seedling shade tolerance of 13 tropical trees. *Oecologia* 98:419–428.
- 30 Kobe, R. K., S. W. Pacala, J. A. Jr. Silander, and C. D. Canham. 1995. Juvenile tree
 31 survivorship as a component of shade tolerance. *Ecol. Appl.* 5:517–532.
- 32 Kress, W. J., and C. Horvitz. 2005. Habitat alteration in the Caribbean: natural and human-
 33 induced. Pages 147–150 in G. Krupnick, and W. J. Kress, eds. *Plant conservation: a*
 34 *natural history approach.* University of Chicago press, Chicago and London.

- 1 Kueffer, C., C. C. Daehler, C. W. Torres-Santana, C. Lavergne, J.-Y Meyer, R. Otto, and L.
2 Silva. 2010. A global comparison of invasive plant species on oceanic islands.
3 *Perspect. Plant Ecol.* 12:141–165.
- 4 Labrada, R., and A. Diaz Medina. 2009. The invasiveness of the African Tulip Tree,
5 *Spathodea campanulata* Beauv. *Biodiversity* 10:79–82.
- 6 Larrue, S. 2011. L'extension du tulipier du Gabon (*Spathodea campanulata*) sur Tahiti
7 (Polynésie Française). Pages 59–64 in A. Corvol, ed. *Extension forestière et mosaïque*
8 *paysagère, Environnement et Société. Cahier d'études Forêt, environnement et société*
9 *XVIe-XXe siècle, n°21. Institut d'Histoire Moderne et Contemporaine, ENS, Paris.*
- 10 Leakey, A. D. B., J. D. Scholes, and M. C. Press. 2005. Physiological and ecological
11 significance of sunflecks for dipterocarp seedlings. *J Exp Bot* 56:469–482.
- 12 Little, E. L. Jr., and R. G. Skolmen. 1989. Common forest trees of Hawaii (native and
13 introduced). *Agric. Handbk.* 679, USDA Forest Service, Washington DC.
- 14 Loh, R., and C. C. Daehler. 2007. Influence of invasive tree kill rates on native and invasive
15 plant establishment in a Hawaiian wet forest. *Restor. Ecol.* 15:199–211.
- 16 Loope, L. L., and T. W. Giambelluca. 1998. Vulnerability of island tropical montane cloud
17 forests to climate change, with special reference to East Maui, Hawaii. *Climatic Change*
18 39:503–517.
- 19 Loope L. L., R. J. Nagata, and A. C. Medeiros. 1992. Alien Plants in Haleakala National Park.
20 Pages 551–577 in C. P. Stone, Clifford W. Smith, and J. T. Tunison, eds. *Alien Plant*
21 *Invasions in Native Ecosystems of Hawaii. Cooperative National Park Resources Studies*
22 *Unit, University of Hawaii. Honolulu.*
- 23 Mack, R. N., D. Simberloff, W. M. Lonsdale, H. C. Evans, M. Clout, and F. A. Bazzaz. 2000.
24 *Biotic invasions: causes, epidemiology, global consequences and control. Ecol. Appl.*
25 10:689–710.
- 26 Martin, P. H., C. D. Canham, and P. L. Marks. 2008. Why forests appear resistant to exotic
27 plant invasions: intentional introductions, stand dynamics, and the role of shade
28 tolerance. *Front. Ecol. Environ.* 7:142–149.
- 29 Martin, P. H., R. E. Sherman, and T. J. Fahey. 2004. Forty years of tropical forest recovery
30 from agriculture: structure and floristics of secondary and old-growth riparian forests in
31 the Dominican Republic. *Biotropica* 36:297–317.
- 32 Merlin, M. D., and J. O. Juvik. 1992. Relationships among native and alien plants on Pacific
33 islands with and without significant human disturbance and feral ungulates. Pages 597–
34 624 in C. P. Stone, W. S. Clifford, and J. T. Tunison, eds. *Alien Plant Invasions in Native*

- 1 Ecosystems of Hawaii: Management and Research. University of Hawaii, Manoa,
2 Honolulu.
- 3 Meyer, J.-Y., and J. Florence. 1996. Tahiti's native flora endangered by the invasion of
4 *Miconia calvescens* DC. (Melastomataceae). *J. Biogeogr.* 23:775–781.
- 5 Meyer, J.-Y. 2000. A Preliminary review of the invasive plants in the Pacific Islands (SPREP
6 Member Countries). Pp. 85-114 in Sherley, G. (compiler). *Invasive Species in the*
7 *Pacific. A technical review and regional strategy.* South Pacific Regional
8 Environmental Program, Apia.
- 9 Meyer, J.-Y. 2004. Threat of invasive alien plants to native flora and forest vegetation of
10 Eastern Polynesia. *Pac. Sci.* 58:357–375.
- 11 Mooney, H. A., Mack RN, McNeely JA, Neville LE, Schei PJ, Waage JK (2005) *Invasive*
12 *Alien Species: A New Synthesis.* Island Press, Washington DC.
- 13 Mueller-Dombois, D. 2002. Forest vegetation across the tropical Pacific: a biogeographically
14 complex region with many analogous environments. *Plant Ecol.* 163:155–176.
- 15 Neal, M. 1948. *In gardens of Hawaii.* Bernice P. Bishop Museum Press, Special Pub.,
16 Honolulu.
- 17 Pearcy, R. W. 1983. The light environment and growth of C3 and C4 tree species in the
18 understory of a Hawaiian forest. *Oecologia* 58:19–25.
- 19 Pearcy, R. W., R. L. Chazdon, L. J. Gross, and K. A. Mott. 1994. Photosynthetic utilization of
20 sunflecks: a temporally patchy resource on a time scale of seconds to minutes. Pages
21 175–208 in M. M. Caldwell, and R. W. Pearcy, eds. *Exploitation of environmental*
22 *heterogeneity by plants.* Academic Press, San Diego.
- 23 Pacific Islands Ecosystems at Risk. 2011. USDA Forest Service Institute of Pacific Islands
24 Forestry, Pacific island ecosystems at risk: *Spathodea campanulata*.
25 http://www.hear.org/pier/species/spathodea_campanulata.htm
- 26 Reaser, J. K., L. A. Meyerson, Q. Cronk, M. de Poorter, L. G. Eldrege, E. Green, M. Kairo, P.
27 Latasi, R. N. Mack, J. Mauremootoo, D. O’Dowd, W. Orapa, S. Sastroutomo, A.
28 Saunders, C. Shine, S. Thrainsson, and L. Vaiutu. 2007. Ecological and socioeconomic
29 impacts of invasive alien species in island ecosystems. *Environ. Conserv.* 34:98–111.
- 30 Rejmánek, M. 1996. Species richness and resistance to invasions. Pages 153–172 in G.
31 Orians, R. Dirzo, and J. H. Cushman, eds. *Biodiversity and ecosystem processes in*
32 *tropical forests.* DE: Springer-Verlag, Berlin.

- 1 Rijkers T., P. J. Vries de, T. L. Pons, and F. Bongers. 2000. Photosynthetic induction in
2 saplings of three shade-tolerant tree species: comparing understorey and gap habitats in a
3 French Guiana rain forest. *Oecologia* 125:331–340
- 4 Schumacher, E., C. Küffer, M. Tobler, V. Gmür, P. J. Edwards, and H. Dietz. 2008. Influence
5 of Drought and Shade on Seedling Growth of Native and Invasive Trees in the
6 Seychelles. *Biotropica* 40:543–549.
- 7 Smith, C. W. 1985. Impact of alien plants on Hawaii's native biota. Pages 180–250 *in* C. P.
8 Stone, and J. M. Scott, eds. *Hawaii's terrestrial ecosystems: preservation and*
9 *management*. University of Hawaii, Cooperative National Park Resource Studies Unit,
10 Honolulu.
- 11 Staples, G. W., and D. R. Herbst. 2005. *A tropical garden flora: Plants cultivated in the*
12 *Hawaiian Islands and other tropical places*. Bishop Museum Press, Honolulu.
- 13 Staples, G. W., and R. H. Cowie. 2001. *Hawaii's Invasive Species: a guide to the invasive*
14 *alien animals and plants of the Hawaiian Islands*. Mutual Publishing and Bishop Museum
15 Press, Honolulu.
- 16 Staples, G. W., D. R. Herbst, and C. T. Imada. 2000. Survey of invasive or potentially
17 invasive cultivated plants in Hawai'i. *Bishop Museum Occasional Papers* 65:1–35.
- 18 State of Hawaii Data Book. 2004. *State of Hawaii*. <http://www.hawaii.gov/dbedt/>
- 19 Thompson, J., A. E. Lugo, and J. Thomlinson. 2007. Land use history, hurricane disturbance,
20 and the fate of introduced species in a subtropical wet forest in Puerto Rico. *Plant Ecol.*
21 192:289–301.
- 22 Torquebiau, E. F. 1988. Photosynthetically active radiation environment, patch dynamics and
23 architecture in a tropical rainforest in Sumatra. *Aust. J. Plant Physiol.* 15:327–342.
- 24 Unwin, A. H. 1920. *West Africa forest and forestry*. E.P. Dutton and Compagny, New York.
- 25 Wagner, W. L., D. R. Herbst, and S. H. Sohmer. 1999. *Manual of the flowering plants of*
26 *Hawai'i*. Rev. ed. University of Hawai'i Press and Bishop Museum Press, Honolulu.
- 27 Weber, E. 2003. *Invasive plant species of the world: a reference guide to environmental*
28 *weeds*. CT: CABI Publishing, Wallingford.
- 29 Wright, S. J., and C. P. Schaik. 1994. Light and the phenology of tropical trees. *Am. Nat.*
30 143:192–199.
- 31

1 FIGURES AND CAPTIONS

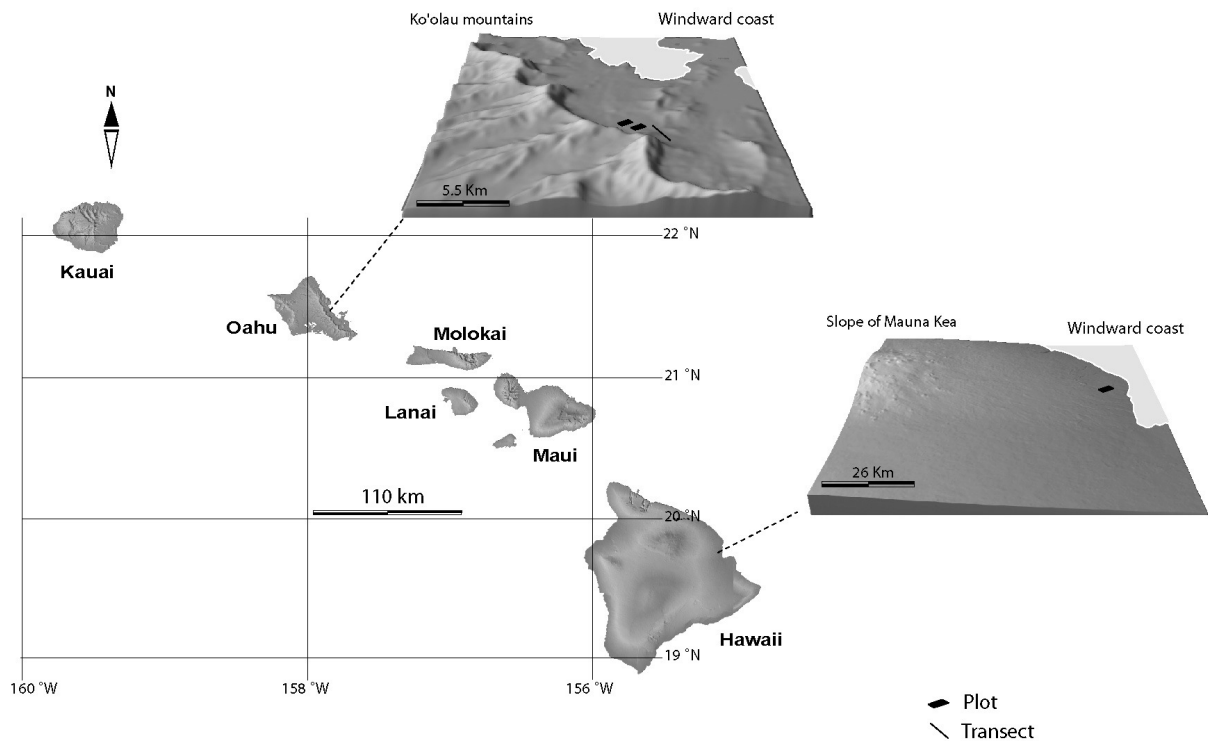


Figure 1. Location of study sites on the islands of Oahu and Hawaii (Hawaiian Islands).

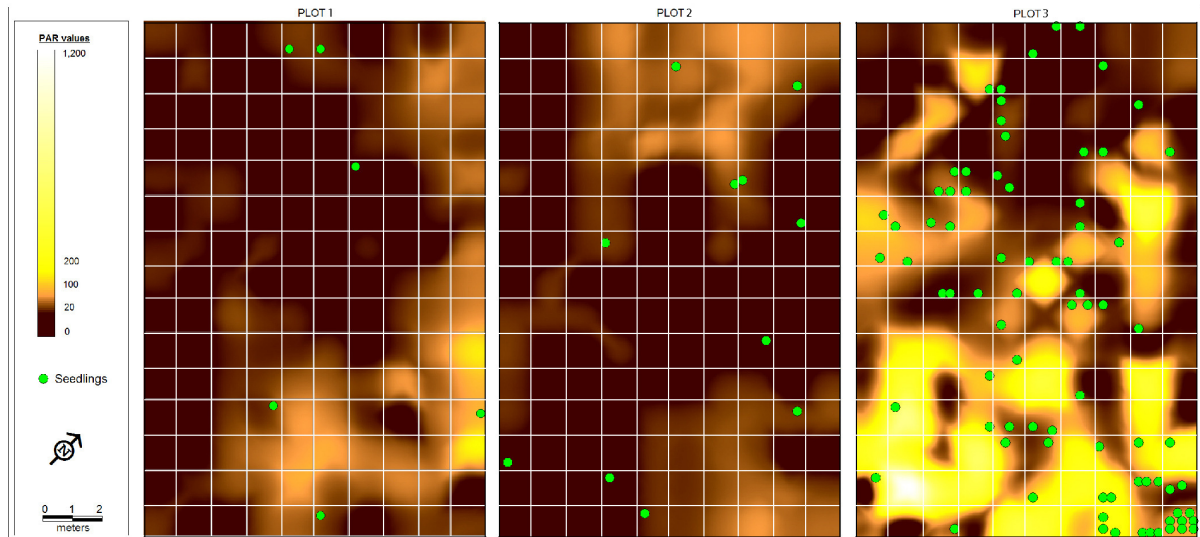


Figure 2. Spatial pattern of seedlings (mean height 10 cm) and photosynthetically active radiation (PAR) in closed forests (plots 1 and 2) and tree grove (plot 3) near solar noon as estimated by interpolation (GIS Mapinfo Professional v.10).

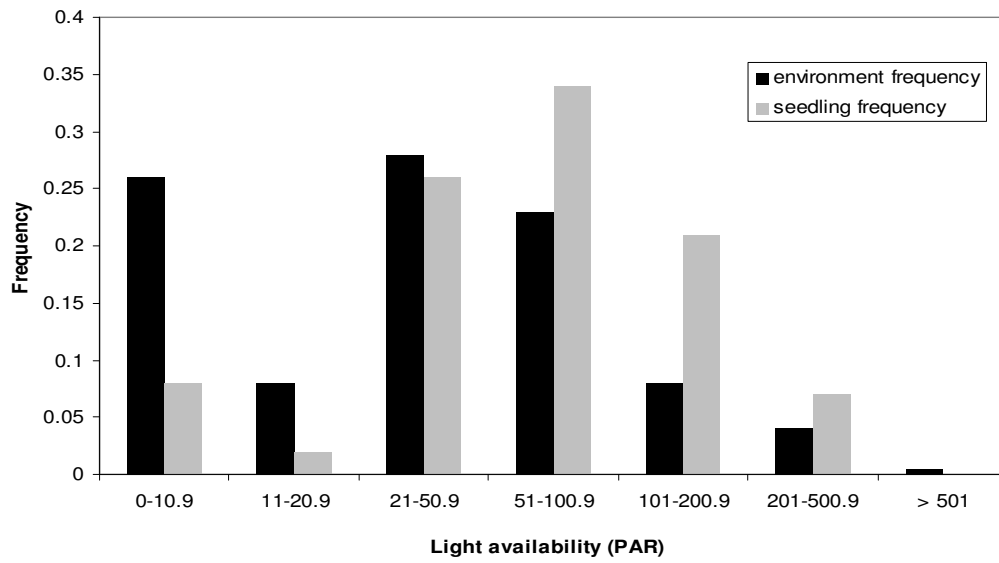


Figure 3. Distribution of light environments in the plots as compared to distribution of *Spathodea campanulata* seedlings (mean height 10 cm) among those light environments (n = 97 seedlings).

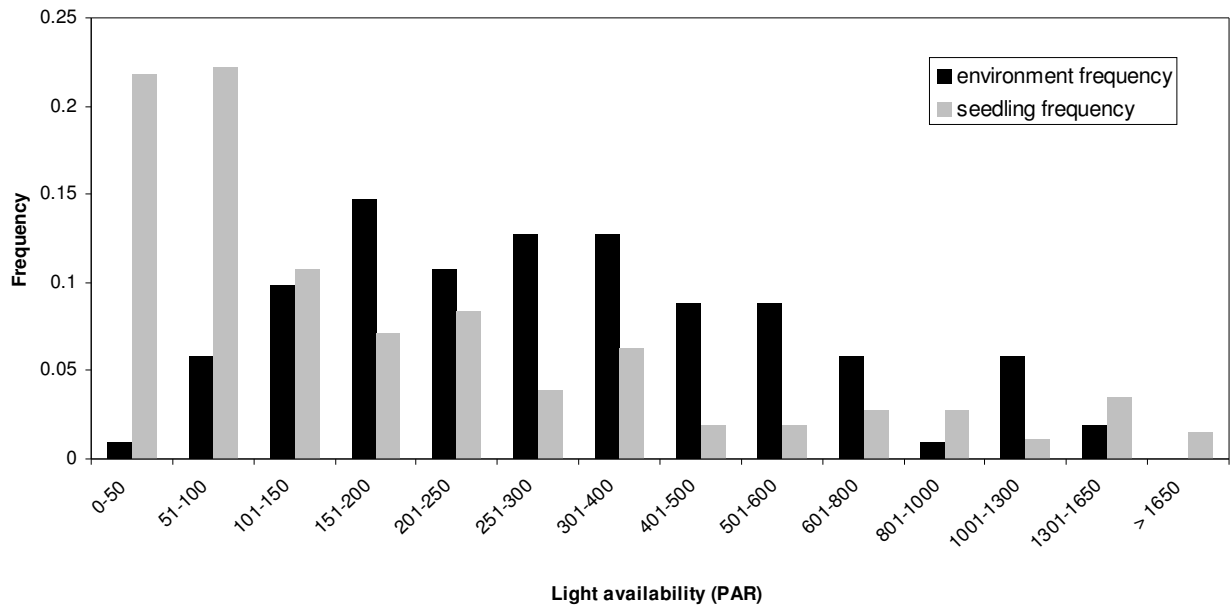


Figure 4. Distribution of light environments (random points) along a 1.5-km line transect as compared to distribution of *Spathodea campanulata* seedling (mean height 12.5 cm) frequency (n = 255 seedlings).

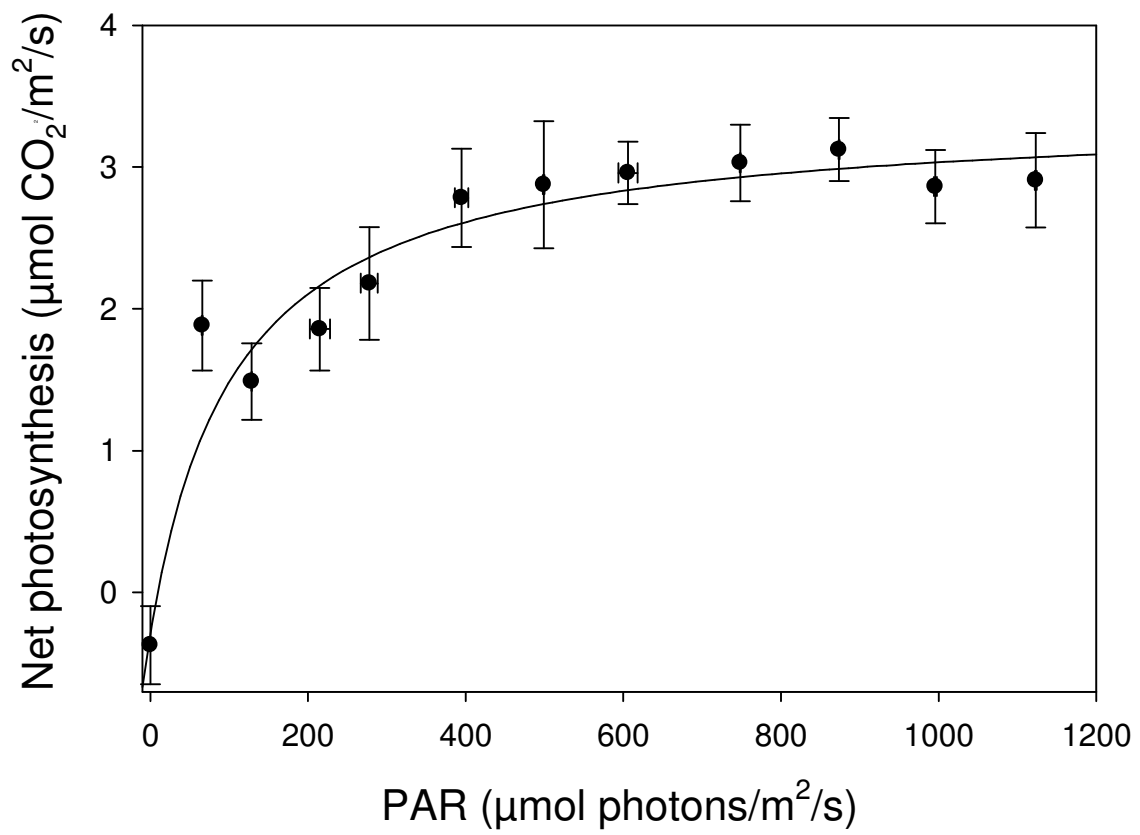


Figure 5. Light response curve for *Spathodea campanulata* seedlings (mean height 7.5 cm).

Error bars indicate ± 1 SE (n = 10 seedlings).

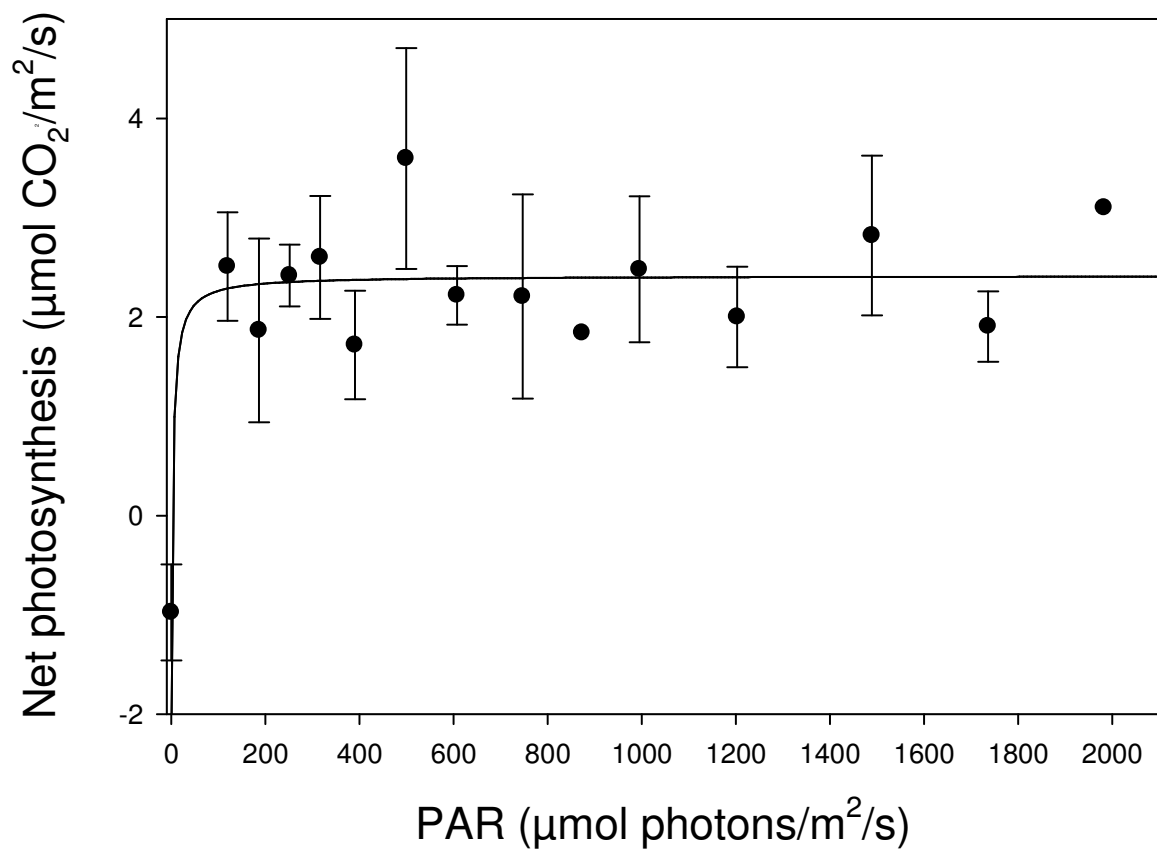


Figure 6. Light response curve for *Spathodea campanulata* seedlings ($n = 7$ seedlings; mean height 11 cm) naturally established in shade (mid-day PAR ranging from 1-150 $\mu\text{mol photons m}^{-2}\cdot\text{s}^{-1}$).

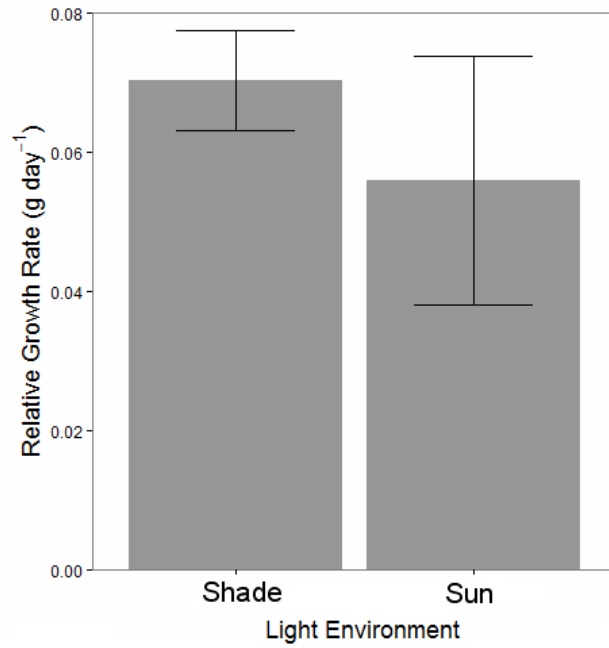


Figure 7. Average relative growth rate from seed to seedling with four true leaves in shaded (10% light) and full light environments. Seedlings were grown in containers with ample water. There was no statistical difference in growth rates between environments. Error bars indicate SE.

TABLE

Table 1. Characteristics of the plots (150 m²) with GPS coordinates, elevation, dominant trees, number and density of seedlings, and light environment.

Plots	1. Closed forest (Plot 1)	2. Closed forest (Plot 2)	3. Trees grove (Plot 3)
Central Elevation	126 m	123 m	117 m
Central GPS point	21°22.22'05"N / 157°47'30.40"W	21°22.22'30"N / 157°47'29.75"W	19°52'0.576"N / 155°06'41.95"W
Dominant trees (> 15 m)			
<i>Spathodea campanulata</i> (Bignoniaceae)	14	18	7
<i>Leucaena leucocephala</i> (Mimosaceae)			2
Trees species under canopy (1-5 m)			
<i>S. campanulata</i>	3	3	4
<i>Hibiscus tiliaceus</i> (Malvaceae)	1		
<i>Syzygium cumini</i> (Myrtaceae)	1	1	
<i>Persea americana</i> (Lauraceae)	2	1	
<i>Cinnamomum burmannii</i> (Lauraceae)	1	1	
<i>Psidium guajava</i> (Myrtaceae)			1
Light environment in the plots			
<i>Perception of visual light environment</i>	<i>Deep shade</i>	<i>Deep shade</i>	<i>Shade</i>
Range of PAR (μmol photons/m ² /s)	0 - 77.9	0 - 139.6	0 - 1,107
Median PAR (PAR full sun: 1,884 ± 3.5 (100%))	19.4 (1%)	27.3 (1.4%)	77.3 (4.1%)
Seedlings in the plots			
Total of <i>S. campanulata</i> seedlings (mean height 10 cm)	6	11	80
Density (Seedlings/m ²)	0.04	0.07	0.54
Range of PAR (μmol photons/m ² /s)	11.7 - 109	1 - 61.1	1.4 - 412.8
Median PAR of the seedlings	45.9	37.2	76.5