



Noisy channel-output feedback capacity of the linear deterministic interference channel

Victor Quintero, Samir M. Perlaza, Jean-Marie Gorce

► To cite this version:

Victor Quintero, Samir M. Perlaza, Jean-Marie Gorce. Noisy channel-output feedback capacity of the linear deterministic interference channel. [Technical Report] RT-0456, INRIA Grenoble - Rhône-Alpes; INRIA. 2015, pp.35. hal-01117154v7

HAL Id: hal-01117154

<https://hal.science/hal-01117154v7>

Submitted on 29 Aug 2016 (v7), last revised 15 Nov 2016 (v8)

HAL is a multi-disciplinary open access archive for the deposit and dissemination of scientific research documents, whether they are published or not. The documents may come from teaching and research institutions in France or abroad, or from public or private research centers.

L'archive ouverte pluridisciplinaire **HAL**, est destinée au dépôt et à la diffusion de documents scientifiques de niveau recherche, publiés ou non, émanant des établissements d'enseignement et de recherche français ou étrangers, des laboratoires publics ou privés.



Noisy Channel-Output Feedback Capacity of the Linear Deterministic Interference Channel

Victor Quintero, Samir M. Perlaza, Jean-Marie Gorce

**TECHNICAL
REPORT**

N° 456

January 2015

Project-Team Socrate



Noisy Channel-Output Feedback Capacity of the Linear Deterministic Interference Channel

Victor Quintero, Samir M. Perlaza, Jean-Marie Gorce

Project-Team Socrate

Technical Report n° 456 — January 2015 — 35 pages

Abstract: In this technical report, the capacity region of the two-user linear deterministic (LD) interference channel with noisy output feedback (IC-NOF) is fully characterized. This result allows the identification of several asymmetric scenarios in which implementing channel-output feedback in only one of the transmitter-receiver pairs is as beneficial as implementing it in both links, in terms of achievable individual rate and sum-rate improvements w.r.t. the case without feedback. In other scenarios, the use of channel-output feedback in any of the transmitter-receiver pairs benefits only one of the two pairs in terms of achievable individual rate improvements or simply, it turns out to be useless, i.e., the capacity regions with and without feedback turn out to be identical even in the full absence of noise in the feedback links.

Key-words: Capacity, Linear Deterministic Interference Channel, Noisy Channel-Output Feedback

Victor Quintero, Samir M. Perlaza and Jean-Marie Gorce are with the CITI Laboratory of the Institut National de Recherche en Informatique et en Automatique (INRIA), Université de Lyon, and Institut National de Sciences Appliquées (INSA) de Lyon. 6 Av. des Arts 69621 Villeurbanne, France. ({victor.quintero-florez, samir.perlaza, jean-marie.gorce}@inria.fr).

Victor Quintero is also with Universidad del Cauca, Popayán, Colombia.

Samir M. Perlaza is also with the Department of Electrical Engineering at Princeton University, Princeton, NJ.

This research was supported in part by the European Commission under Marie Skłodowska-Curie Individual Fellowship No. 659316 (CYBERNETS); and the Administrative Department of Science, Technology, and Innovation of Colombia (Colciencias), fellowship No. 617-2013.

Parts of this work were presented at the IEEE International Workshop on Information Theory (ITW), Jeju Island, South Korea, October, 2015.

**RESEARCH CENTRE
GRENOBLE – RHÔNE-ALPES**

Inovallée
655 avenue de l'Europe Montbonnot
38334 Saint Ismier Cedex

Capacité du Canal Linéaire Déterministe à Interférences avec Rétroalimentation Degradée par Bruit Additif.

Résumé : Dans ce rapport, la région de capacité du canal linéaire déterministe à interférences avec rétroalimentation dégradée entre les récepteurs et leurs émetteurs correspondants est caractérisée. Ce résultat permet l'identification de plusieurs scénarios asymétriques dans lesquels la rétroalimentation dans un seul couple récepteur-émetteur montre autant de bénéfices que des rétroalimentations dans les deux couples récepteurs-émetteurs. Ces bénéfices sont mis en évidence par l'amélioration des taux de transmission individuels et de leur somme par rapport aux cas où il n'y a aucune rétroalimentation. D'autres scénarios montrent qu'une rétroalimentation dans un des couple émetteur-récepteur améliore le taux individuel d'un des deux couples émetteurs-récepteurs. D'ailleurs, il existe d'autres scénarios où l'utilisation d'un ou plusieurs liens de rétroalimentation ne montre aucun bénéfice ni pour les taux individuels ni pour leur somme. Dans ces scénarios, cela montre que les régions de capacité avec et sans rétroalimentation sont identiques.

Mots-clés : Région de Capacité, Modèle linéaire déterministe, canal à interférences, rétroalimentation dégradée.

Contents

1	Notation	4
2	Problem Formulation	4
3	Main Results	6
4	Conclusions	12
	Appendices	17
A	Proof of Achievability	17
B	Proof of Converse	26

1 Notation

Throughout this technical report, sets are denoted with uppercase calligraphic letters, i.e. \mathcal{X} . Random variables are denoted by uppercase letters, e.g., X . The realizations and the set of events from which the random variable X takes values are respectively denoted by x and \mathcal{X} . The probability distribution of X over the set \mathcal{X} is denoted P_X . Whenever a second random variable Y is involved, P_{XY} and $P_{Y|X}$ denote respectively the joint probability distribution of (X, Y) and the conditional probability distribution of Y given X . Let N be a fixed natural number. In case a random variable is an N -dimensional vector, it is denoted by $\mathbf{X} = (X_1, X_2, \dots, X_N)^\top$ and a corresponding realization is denoted by $\mathbf{x} = (x_1, x_2, \dots, x_N)^\top \in \mathcal{X}^N$. Given $\mathbf{X} = (X_1, X_2, \dots, X_N)$ and $(a, b) \in \mathbb{N}^2$, with $a < b \leq N$, the $(b - a + 1)$ -dimensional random variable formed by the components a to b of \mathbf{X} is denoted by $\mathbf{X}_{(a:b)} = (X_a, X_{a+1}, \dots, X_b)^\top$. The notation $(\cdot)^+$ denotes the positive part operator, i.e., $(\cdot)^+ = \max(\cdot, 0)$ and $\mathbb{E}_X[\cdot]$ denotes the expectation with respect to the distribution of the random variable X . The logarithm function \log is assumed to be base 2.

2 Problem Formulation

Consider the two-user linear deterministic interference channel with noisy channel-output feedback (LD-IC-NOF) described in Fig. 1. For all $i \in \{1, 2\}$, with $j \in \{1, 2\} \setminus \{i\}$, the number of bit-pipes between transmitter i and its corresponding intended receiver is denoted by \vec{n}_{ii} ; the number of bit-pipes between transmitter i and its corresponding non-intended receiver is denoted by n_{ji} ; and the number of bit-pipes between receiver i and its corresponding transmitter is denoted by \overleftarrow{n}_{ii} . These six integer non-negative parameters fully describe the LD-IC-NOF in Fig. 1.

At transmitter i , the channel-input $\mathbf{X}_{i,n}$ at channel use n , with $n \in \{1, 2, \dots, N\}$, is a q -dimensional binary vector $\mathbf{X}_{i,n} = (X_{i,n}^{(1)}, X_{i,n}^{(2)}, \dots, X_{i,n}^{(q)})^\top$, with

$$q = \max(\vec{n}_{11}, \vec{n}_{22}, n_{12}, n_{21}), \quad (1)$$

and N the block-length. At receiver i , the channel-output $\vec{\mathbf{Y}}_{i,n}$ at channel use n is also a q -dimensional binary vector $\vec{\mathbf{Y}}_{i,n} = (\vec{Y}_{i,n}^{(1)}, \vec{Y}_{i,n}^{(2)}, \dots, \vec{Y}_{i,n}^{(q)})^\top$. The input-output relation during channel use n is given by

$$\vec{\mathbf{Y}}_{i,n} = \mathbf{S}^{q - \vec{n}_{ii}} \mathbf{X}_{i,n} + \mathbf{S}^{q - n_{ij}} \mathbf{X}_{j,n}, \quad (2)$$

and the feedback signal available at transmitter i at the end of channel use n is

$$\overleftarrow{\mathbf{Y}}_{i,n} = \mathbf{S}^{(q - \overleftarrow{n}_{ii})^+} \vec{\mathbf{Y}}_{i,n-d}, \quad (3)$$

where d is a finite delay, additions and multiplications are defined over the binary field, and \mathbf{S} is a $q \times q$ lower shift matrix of the form:

$$\mathbf{S} = \begin{bmatrix} 0 & 0 & 0 & \cdots & 0 \\ 1 & 0 & 0 & \cdots & 0 \\ 0 & 1 & 0 & \cdots & \vdots \\ \vdots & \ddots & \ddots & \ddots & 0 \\ 0 & \cdots & 0 & 1 & 0 \end{bmatrix}. \quad (4)$$

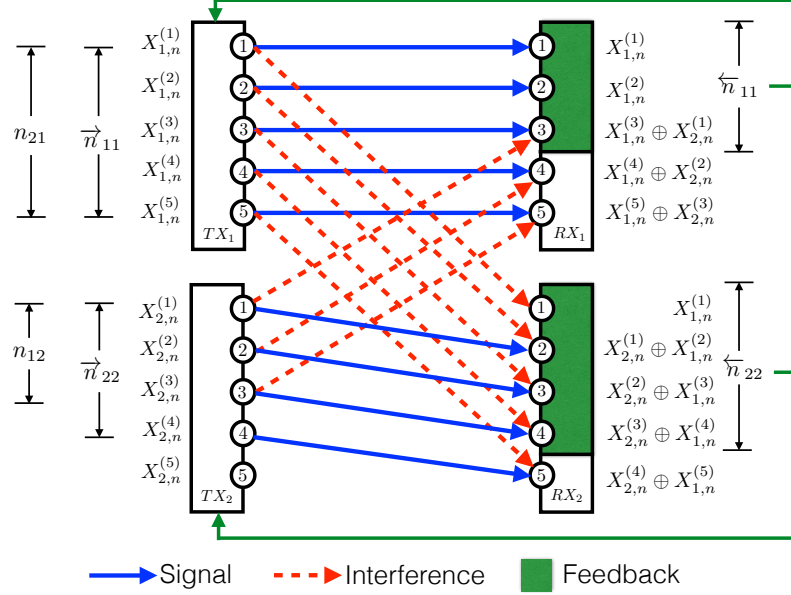


Figure 1: Two-user linear deterministic interference channel with noisy channel-output feedback at channel use n .

Without any loss of generality, the feedback delay is assumed to be equal to 1 channel use. Transmitter i sends the message index W_i by sending the codeword $\mathbf{X}_i = (\mathbf{X}_{i,1}, \mathbf{X}_{i,2}, \dots, \mathbf{X}_{i,N}) \in \mathcal{X}_i^{q \times N}$. The encoder of transmitter i can be modeled as a set of deterministic mappings $f_i^{(1)}, f_i^{(2)}, \dots, f_i^{(N)}$, with $f_i^{(1)} : \mathcal{W}_i \rightarrow \{0, 1\}^q$ and for all $n \in \{2, 3, \dots, N\}$, $f_i^{(n)} : \mathcal{W}_i \times \{0, 1\}^{q(n-1)} \rightarrow \{0, 1\}^q$, such that

$$\mathbf{X}_{i,1} = f_i^{(1)}(W_i) \quad \text{and} \quad (5)$$

$$\mathbf{X}_{i,n} = f_i^{(n)}(W_i, \hat{\mathbf{Y}}_{i,1}, \hat{\mathbf{Y}}_{i,2}, \dots, \hat{\mathbf{Y}}_{i,n-1}). \quad (6)$$

Let $T \in \mathbb{N}$ be fixed. Assume that during a given communication, T blocks, each of N channel uses, are transmitted. Hence, the decoder of receiver i is defined by a deterministic function $\psi_i : \mathbb{R}_i^{NT} \rightarrow \mathcal{W}_i^T$. At the end of the communication, receiver i uses the sequence $\hat{\mathbf{Y}}_{i,1}, \hat{\mathbf{Y}}_{i,2}, \dots, \hat{\mathbf{Y}}_{i,NT}$ to obtain an estimation of the message indices

$$(\hat{W}_i^{(1)}, \hat{W}_i^{(2)}, \dots, \hat{W}_i^{(T)}) = \psi_i(\hat{\mathbf{Y}}_{i,1}, \hat{\mathbf{Y}}_{i,2}, \dots, \hat{\mathbf{Y}}_{i,NT}), \quad (7)$$

where $\hat{W}_i^{(t)}$ is an estimation of the message index sent during block $t \in \{1, 2, \dots, T\}$. The decoding error probability in the two-user G-IC-NOF during block t , denoted by $P_e^{(t)}(N)$, is given by

$$P_e^{(t)}(N) = \max \left(\Pr \left(\hat{W}_1^{(t)} \neq W_1^{(t)} \right), \Pr \left(\hat{W}_2^{(t)} \neq W_2^{(t)} \right) \right). \quad (8)$$

The definition of an achievable rate pair $(R_1, R_2) \in \mathbb{R}_+^2$ is given below.

Definition 1 (Achievable Rate Pairs) A rate pair $(R_1, R_2) \in \mathbb{R}_+^2$ is achievable if there exists at least one pair of codebooks \mathcal{X}_1^N and \mathcal{X}_2^N with codewords of length N , and the corresponding encoding functions $f_1^{(1)}, f_1^{(2)}, \dots, f_1^{(N)}$ and $f_2^{(1)}, f_2^{(2)}, \dots, f_2^{(N)}$ such that the decoding error probability $P_e^{(t)}(N)$ can be made arbitrarily small by letting the block-length N grow to infinity, for all blocks $t \in \{1, 2, \dots, T\}$.

The following section determines the set of all the rate pairs (R_1, R_2) that are achievable in the LD-IC-NOF with parameters $\vec{n}_{11}, \vec{n}_{22}, n_{12}, n_{21}, \overleftarrow{n}_{11}$ and \overleftarrow{n}_{22} .

3 Main Results

Denote by $\mathcal{C}(\vec{n}_{11}, \vec{n}_{22}, n_{12}, n_{21}, \overleftarrow{n}_{11}, \overleftarrow{n}_{22})$ the capacity region of the LD-IC-NOF with parameters $\vec{n}_{11}, \vec{n}_{22}, n_{12}, n_{21}, \overleftarrow{n}_{11}$, and \overleftarrow{n}_{22} . Theorem 1 fully characterizes this capacity region.

Theorem 1 The capacity region $\mathcal{C}(\vec{n}_{11}, \vec{n}_{22}, n_{12}, n_{21}, \overleftarrow{n}_{11}, \overleftarrow{n}_{22})$ of the two-user LD-IC-NOF is the set of non-negative rate pairs (R_1, R_2) that satisfy for all $i \in \{1, 2\}$, with $j \in \{1, 2\} \setminus \{i\}$:

$$R_i \leq \min(\max(\vec{n}_{ii}, n_{ji}), \max(\vec{n}_{ii}, n_{ij})), \quad (9a)$$

$$R_i \leq \min(\max(\vec{n}_{ii}, n_{ji}), \max(\vec{n}_{ii}, \overleftarrow{n}_{jj} - (\vec{n}_{jj} - n_{ji})^+)), \quad (9b)$$

$$R_1 + R_2 \leq \min(\max(\vec{n}_{22}, n_{12}) + (\vec{n}_{11} - n_{12})^+, \max(\vec{n}_{11}, n_{21}) + (\vec{n}_{22} - n_{21})^+), \quad (9c)$$

$$R_1 + R_2 \leq \max\left((\vec{n}_{11} - n_{12})^+, n_{21}, \vec{n}_{11} - (\max(\vec{n}_{11}, n_{12}) - \overleftarrow{n}_{11})^+\right) \\ + \max\left((\vec{n}_{22} - n_{21})^+, n_{12}, \vec{n}_{22} - (\max(\vec{n}_{22}, n_{21}) - \overleftarrow{n}_{22})^+\right), \quad (9d)$$

$$2R_i + R_j \leq \max(\vec{n}_{ii}, n_{ji}) + (\vec{n}_{ii} - n_{ij})^+ \\ + \max\left((\vec{n}_{jj} - n_{ji})^+, n_{ij}, \vec{n}_{jj} - (\max(\vec{n}_{jj}, n_{ji}) - \overleftarrow{n}_{jj})^+\right). \quad (9e)$$

The proof of Theorem 1 is divided into two parts. The first part describes the achievable region and is presented in Appendix A. The second part describes the converse region and is presented in Appendix B.

Theorem 1 generalizes an important number previous results regarding the capacity region of the LD-IC with channel-output feedback. For instance, when $\overleftarrow{n}_{11} = 0$ and $\overleftarrow{n}_{22} = 0$, Theorem 1 describes the capacity region of the LD-IC without feedback (Lemma 4 in [14]); when $\overleftarrow{n}_{11} \geq \max(\vec{n}_{11}, n_{12})$ and $\overleftarrow{n}_{22} \geq \max(\vec{n}_{22}, n_{21})$, Theorem 1 describes the capacity region of the LD-IC with perfect channel output feedback (Corollary 1 in [4]); when $\vec{n}_{11} = \vec{n}_{22}$, $n_{12} = n_{21}$ and $\overleftarrow{n}_{11} = \overleftarrow{n}_{22}$, Theorem 1 describes the capacity region of the symmetric LD-IC with noisy channel output feedback (Theorem 1 in [12] and Theorem 4.1, case 1001 in [10]); and when $\vec{n}_{11} = \vec{n}_{22}$, $n_{12} = n_{21}$, $\overleftarrow{n}_{ii} \geq \max(\vec{n}_{ii}, n_{ij})$ and $\overleftarrow{n}_{jj} = 0$, with $i \in \{1, 2\}$ and $j \in \{1, 2\} \setminus \{i\}$, Theorem 1 describes the capacity region of the symmetric LD-IC with only one perfect channel output feedback (Theorem 4.1, cases 1000 and 0001 in [10]).

Comments on the Achievability Scheme

The achievable region is obtained using a coding scheme that combines classical tools such as rate splitting, superposition coding, and backward decoding. This coding scheme is described in Appendix A. In the following, an intuitive description of this coding scheme is presented. Let the message index sent by transmitter i during the t -th block be denoted by $W_i^{(t)} \in \{1, 2, \dots, 2^{NR_i}\}$. Following a rate-splitting argument, assume that $W_i^{(t)}$ is represented by three

subindices $(W_{i,C1}^{(t)}, W_{i,C2}^{(t)}, W_{i,P}^{(t)}) \in \{1, 2, \dots, 2^{N R_{i,C1}}\} \times \{1, 2, \dots, 2^{N R_{i,C2}}\} \times \{1, 2, \dots, 2^{N R_{i,P}}\}$, where $R_{i,C1} + R_{i,C2} + R_{i,P} = R_i$. The codeword generation from $(W_{i,C1}^{(t)}, W_{i,C2}^{(t)}, W_{i,P}^{(t)})$ follows a four-level superposition coding scheme. The index $W_{i,C1}^{(t-1)}$ is assumed to be decoded at transmitter j via the feedback link of transmitter-receiver pair j at the end of the transmission of block $t-1$. Therefrom, at the beginning of block t , each transmitter possesses the knowledge of the indices $W_{1,C1}^{(t-1)}$ and $W_{2,C1}^{(t-1)}$. In the case of the first block $t=1$, the indices $W_{1,C1}^{(0)}$ and $W_{2,C1}^{(0)}$ correspond to two indices assumed to be known by all transmitters and receivers. Using these indices both transmitters are able to identify the same codeword in the first code-layer. This first code-layer is a sub-codebook of $2^{N(R_{1,C1}+R_{2,C2})}$ codewords (see Fig. 15). Denote by $\mathbf{U}(W_{1,C1}^{(t-1)}, W_{2,C1}^{(t-1)})$ the corresponding codeword in the first code-layer. The second codeword is chosen by transmitter i using $W_{i,C1}^{(t)}$ from the second code-layer, which is a sub-codebook of $2^{N R_{i,C1}}$ codewords centered at $\mathbf{U}(W_{1,C1}^{(t-1)}, W_{2,C1}^{(t-1)})$ as shown in Fig. 15. Denote by $\mathbf{U}_i(W_{1,C1}^{(t-1)}, W_{2,C1}^{(t-1)}, W_{i,C1}^{(t)})$ the corresponding codeword in the second code-layer. The third codeword is chosen by transmitter i using $W_{i,C2}^{(t)}$ from the third code-layer, which is a sub-codebook of $2^{N R_{i,C2}}$ codewords centered at $\mathbf{U}_i(W_{1,C1}^{(t-1)}, W_{2,C1}^{(t-1)}, W_{i,C1}^{(t)})$ as shown in Fig. 15. Denote by $\mathbf{V}_i(W_{1,C1}^{(t-1)}, W_{2,C1}^{(t-1)}, W_{i,C1}^{(t)}, W_{i,C2}^{(t)})$ the corresponding codeword in the third code-layer. The fourth codeword is chosen by transmitter i using $W_{i,P}^{(t)}$ from the fourth code-layer, which is a sub-codebook of $2^{N R_{i,P}}$ codewords centered at $\mathbf{V}_i(W_{1,C1}^{(t-1)}, W_{2,C1}^{(t-1)}, W_{i,C1}^{(t)}, W_{i,C2}^{(t)})$ as shown in Fig. 15. Denote by $\mathbf{X}_{i,P}(W_{1,C1}^{(t-1)}, W_{2,C1}^{(t-1)}, W_{i,C1}^{(t)}, W_{i,C2}^{(t)}, W_{i,P}^{(t)})$ the corresponding codeword in the fourth code-layer. Finally, the generation of the codeword $\mathbf{X}_i = (\mathbf{X}_{i,1}, \mathbf{X}_{i,2}, \dots, \mathbf{X}_{i,N})^\top \in \mathcal{X}_i^{q \times N}$ during block $t \in \{1, 2, \dots, T\}$ is a simple concatenation of the codewords $\mathbf{U}_i(W_{1,C1}^{(t-1)}, W_{2,C1}^{(t-1)}, W_{i,C1}^{(t)})$, $\mathbf{V}_i(W_{1,C1}^{(t-1)}, W_{2,C1}^{(t-1)}, W_{i,C1}^{(t)}, W_{i,C2}^{(t)})$ and $\mathbf{X}_{i,P}(W_{1,C1}^{(t-1)}, W_{2,C1}^{(t-1)}, W_{i,C1}^{(t)}, W_{i,C2}^{(t)}, W_{i,P}^{(t)})$, i.e., $\mathbf{X}_i = (\mathbf{U}_i, \mathbf{V}_i, \mathbf{X}_{i,P})^\top$, where the message indices have been dropped for the ease of notation.

The intuitions to build this code structure follow from the identification of three types of bit-pipes whose origins are at transmitter i : (a) The set of bit-pipes that are exclusively observed by receiver i ; (b) The set of bit-pipes that are observed by receiver j but not necessarily by receiver i and are above the (feedback) noise level; and (c) The set of bit-pipes that are observed by receiver j but not necessarily by receiver i and are below the (feedback) noise level. The first set of bit-pipes can be used to convey message index $W_{i,P}^{(t)}$ from transmitter i to receiver i during block t . The second set of bit-pipes can be used to convey message index $W_{i,C1}^{(t)}$ from transmitter i to receiver j and to transmitter j during block t . The third set of bit-pipes can be used to convey message index $W_{i,C2}^{(t)}$ from transmitter i to receiver j and not necessarily to transmitter j during block t . These three types of bit-pipes justify the three code-layers super-posed over a common layer, which is justified by the fact that feedback allows both transmitters to decode part of the message sent by each other.

The decoder follows a classical backward decoding scheme. This coding/decoding scheme is described in Appendix A.

Other achievable schemes, as reported in [12], can also be obtained as special cases of the more general scheme presented in [2]. However, in this more general case, the resulting code for the IC-NOF counts with a handful of unnecessary superposing code-layers, which complicates the error probability analysis.

Comments on the Converse region

In the converse region, the inequalities (9a) and (9c) are inherited from the converse region of the linear deterministic interference channel with perfect channel-output feedback (LD-IC-POF) in [4]. The inequality in (9b) is a simple cut-set bound. The inequalities (9d) and (9e) are new and generalize those presented in [12] for the symmetric case. These new outer-bounds were obtained using the genie-aided models.

Discussion

This section provides a set of examples in which particular scenarios are highlighted to show that channel-output feedback can be strongly beneficial for enlarging the capacity region of the two-user LD-IC. However, these benefits strongly depend on the noise present in the feedback link. This section also highlights other examples in which channel-output feedback does not bring any benefit in terms of the capacity region. These benefits are given in terms of the following metrics: (a) individual rate improvements Δ_1 and Δ_2 ; and (b) sum-rate improvement Σ .

In order to formally define Δ_1 , Δ_2 and Σ , consider an LD-IC-NOF with parameters \vec{n}_{11} , \vec{n}_{22} , n_{12} , n_{21} , \overleftarrow{n}_{11} and \overleftarrow{n}_{22} . The maximum improvement $\Delta_i(\vec{n}_{11}, \vec{n}_{22}, n_{12}, n_{21}, \overleftarrow{n}_{11}, \overleftarrow{n}_{22})$ of the individual rate R_i due to the effect of channel-output feedback with respect to the case without feedback is

$$\Delta_i(\vec{n}_{11}, \vec{n}_{22}, n_{12}, n_{21}, \overleftarrow{n}_{11}, \overleftarrow{n}_{22}) = \max_{R_j > 0} \left\{ \sup_{(R_i, R_j) \in \mathcal{C}_1} \{R_i\} - \sup_{(R_i^\dagger, R_j^\dagger) \in \mathcal{C}_2} \{R_i^\dagger\} \right\}, \quad (10)$$

and the maximum sum rate improvement $\Sigma(\vec{n}_{11}, \vec{n}_{22}, n_{12}, n_{21}, \overleftarrow{n}_{11}, \overleftarrow{n}_{22})$ with respect to the case without feedback is

$$\Sigma(\vec{n}_{11}, \vec{n}_{22}, n_{12}, n_{21}, \overleftarrow{n}_{11}, \overleftarrow{n}_{22}) = \sup_{(R_1, R_2) \in \mathcal{C}_1} \left\{ R_1 + R_2 \right\} - \sup_{(R_1^\dagger, R_2^\dagger) \in \mathcal{C}_2} \left\{ R_1^\dagger + R_2^\dagger \right\}, \quad (11)$$

where $\mathcal{C}_1 = \mathcal{C}(\vec{n}_{11}, \vec{n}_{22}, n_{12}, n_{21}, \overleftarrow{n}_{11}, \overleftarrow{n}_{22})$ and $\mathcal{C}_2 = \mathcal{C}(\vec{n}_{11}, \vec{n}_{22}, n_{12}, n_{21}, 0, 0)$ are the capacity region with noisy channel-output feedback and without feedback, respectively. The following describes particular scenarios that highlight some interesting observations.

Example 1: only one channel-output feedback link allows simultaneous maximum improvement of both individual rates

Consider the case in which transmitter-receiver pairs 1 and 2 are in weak and moderate interference regimes, with $\vec{n}_{11} = 20$, $\vec{n}_{22} = 15$, $n_{12} = 12$, $n_{21} = 13$. In Fig. 2 and Fig. 3, the capacity regions with noisy channel-output feedback and perfect channel-output feedback are plotted, respectively. In Fig. 4, $\Delta_i(20, 15, 12, 13, \overleftarrow{n}_{11}, \overleftarrow{n}_{22})$ with $i \in \{1, 2\}$, are plotted as functions of \overleftarrow{n}_{11} and \overleftarrow{n}_{22} . Therein, it is shown that: (a) Increasing parameter \overleftarrow{n}_{11} beyond threshold $\overleftarrow{n}_{11}^* = 13$ allows simultaneous improvement of both individual rates independently of the value of \overleftarrow{n}_{22} . Note that in the case of perfect channel-output feedback, i.e., $\overleftarrow{n}_{11} = \max(\vec{n}_{11}, n_{12})$, the maximum improvement of both individual rates is simultaneously achieved even when $\overleftarrow{n}_{22} = 0$. (b) Increasing parameter \overleftarrow{n}_{22} beyond threshold $\overleftarrow{n}_{22}^* = 12$ provides simultaneous improvement of both individual rates. However, the improvement on the individual rate R_2 strongly depends on the value of \overleftarrow{n}_{11} . (c) Finally, the sum rate does not increase by using channel-output feedback in this case.

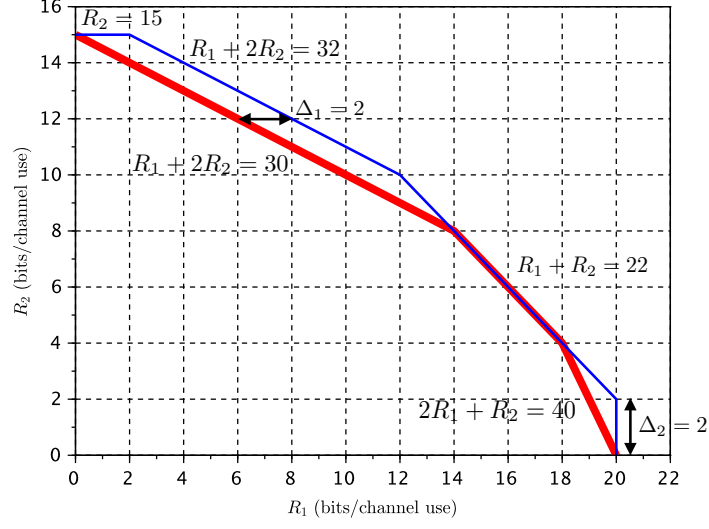


Figure 2: Capacity region $\mathcal{C}(20, 15, 12, 13, 0, 0)$ without feedback (thick red line) and $\mathcal{C}(20, 15, 12, 13, 15, 14)$ with noisy channel-output feedback (thin blue line) of the Example 1. Note that $\Delta_1(20, 15, 12, 13, 15, 14) = 2$ bits/ch.use, $\Delta_2(20, 15, 12, 13, 15, 14) = 2$ bits/ch.use and $\Sigma(20, 15, 12, 13, 15, 14) = 0$ bits/ch.use.

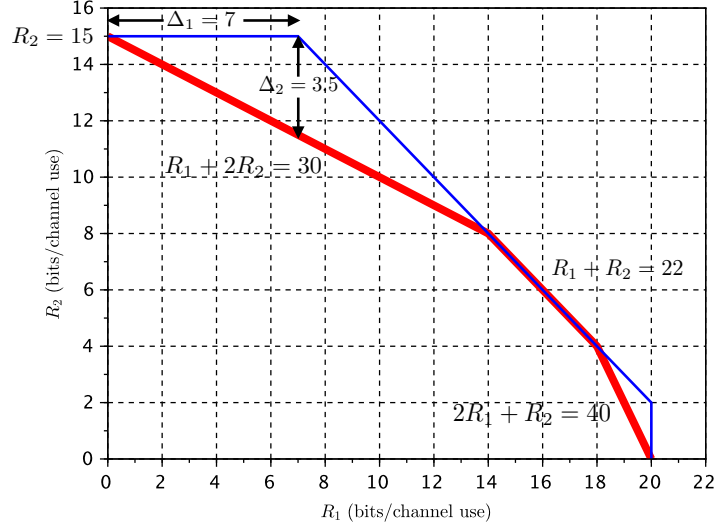


Figure 3: Capacity region $\mathcal{C}(20, 15, 12, 13, 0, 0)$ without feedback (thick red line) and $\mathcal{C}(20, 15, 12, 13, 20, 15)$ with perfect channel-output feedback (thin blue line) of the Example 1. Note that $\Delta_1(20, 15, 12, 13, 20, 15) = 7$ bits/ch.use, $\Delta_2(20, 15, 12, 13, 20, 15) = 3.5$ bits/ch.use and $\Sigma(20, 15, 12, 13, 20, 15) = 0$ bits/ch.use.

Example 2: only one channel-output feedback link allows maximum improvement of one individual rate and the sum-rate

Consider the case in which transmitter-receiver pairs 1 and 2 are in very weak and moderate interference regimes, with $\vec{n}_{11} = 10$, $\vec{n}_{22} = 10$, $n_{12} = 3$, $n_{21} = 8$. In Fig. 5 and Fig. 6, RT n° 456

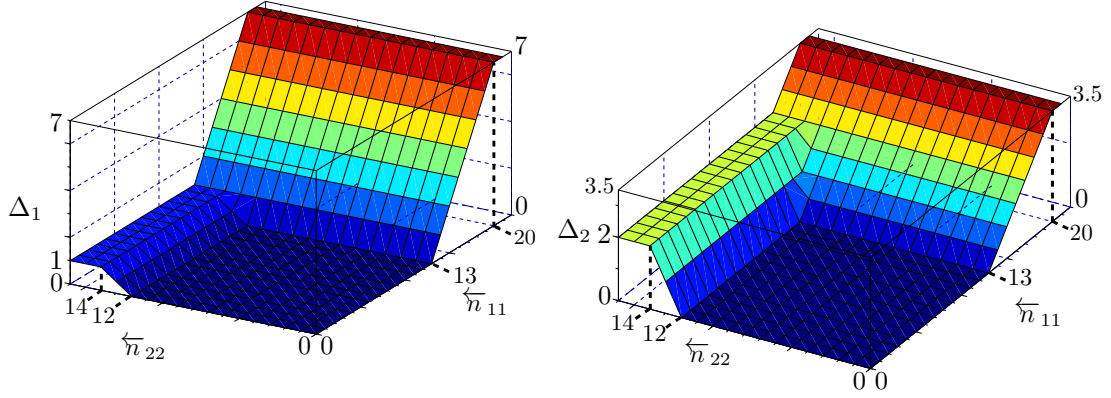


Figure 4: Maximum improvements $\Delta_1(20, 15, 12, 13, \cdot, \cdot)$ and $\Delta_2(20, 15, 12, 13, \cdot, \cdot)$ of individual rates of the Example 1.

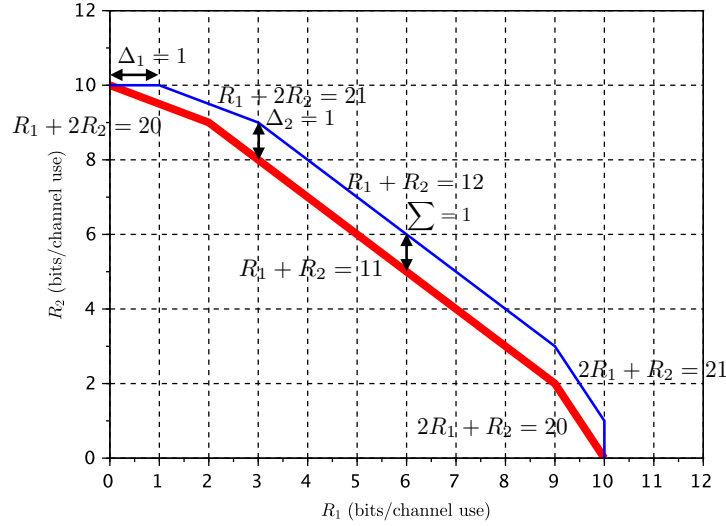


Figure 5: Capacity region $\mathcal{C}(10, 10, 3, 8, 0, 0)$ without feedback (thick red line) and $\mathcal{C}(10, 10, 3, 8, 9, 4)$ with noisy channel-output feedback (thin blue line) of the Example 2. Note that $\Delta_1(10, 10, 3, 8, 9, 4) = 1$ bit/ch.use, $\Delta_2(10, 10, 3, 8, 9, 4) = 1$ bit/ch.use and $\Sigma(10, 10, 3, 8, 9, 4) = 1$ bit/ch.use.

the capacity regions with noisy channel-output feedback and perfect channel-output feedback are plotted, respectively. In Fig. 7, $\Delta_i(10, 10, 3, 8, \hat{n}_{11}, \hat{n}_{22})$ with $i \in \{1, 2\}$, are plotted as functions of \hat{n}_{11} and \hat{n}_{22} . Therein, it is shown that: (a) Increasing \hat{n}_{11} beyond threshold $\hat{n}_{11}^* = 8$ or increasing \hat{n}_{22} beyond threshold $\hat{n}_{22}^* = 3$ allows simultaneous improvement of both individual rates. Nonetheless, maximum improvement on R_i is achieved by increasing \hat{n}_{ii} . (b) Increasing either \hat{n}_{11} or \hat{n}_{22} beyond thresholds \hat{n}_{11}^* and \hat{n}_{22}^* , allows maximum improvement of the sum rate (see Fig. 7).

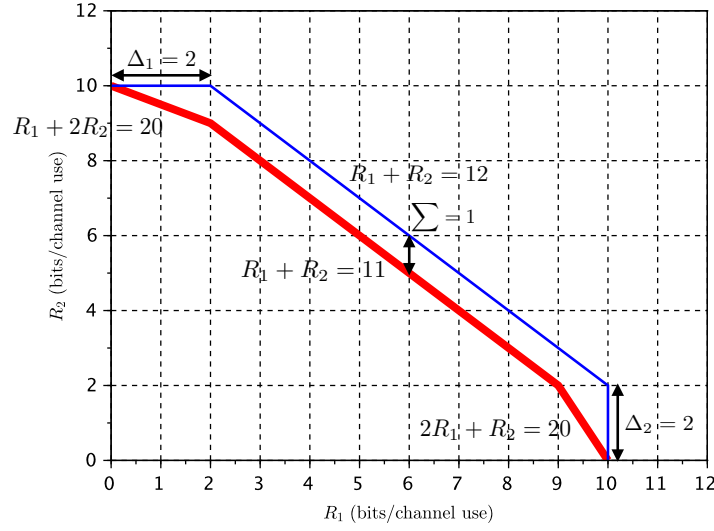


Figure 6: Capacity region $\mathcal{C}(10, 10, 3, 8, 0, 0)$ without feedback (thick red line) and $\mathcal{C}(10, 10, 3, 8, 10, 10)$ with perfect channel-output feedback (thin blue line) of the Example 2. Note that $\Delta_1(10, 10, 3, 8, 10, 10) = 2$ bits/ch.use, $\Delta_2(10, 10, 3, 8, 10, 10) = 2$ bits/ch.use and $\Sigma(10, 10, 3, 8, 10, 10) = 1$ bit/ch.use.

Example 3: at least one channel-output feedback link does not have any effect over the capacity region

Consider the case in which transmitter-receiver pairs 1 and 2 are in the weak interference regime, with $\vec{n}_{11} = 10$, $\vec{n}_{22} = 20$, $n_{12} = 6$, $n_{21} = 12$. In Fig. 8 and Fig. 9, the capacity regions with noisy channel-output feedback and perfect channel-output feedback are plotted, respectively. In Fig. 10, $\Delta_i(10, 20, 6, 12, \hat{n}_{11}, \hat{n}_{22})$ with $i \in \{1, 2\}$, are plotted as functions of \hat{n}_{11} and \hat{n}_{22} . Therein, it is shown that: (a) Increasing parameter \hat{n}_{11} does not enlarge the capacity region, independently of the value of \hat{n}_{22} . (b) Increasing parameter \hat{n}_{22} beyond threshold $\hat{n}_{22}^* = 8$ allows simultaneous improvement of both individual rates. (c) Finally, none of the parameters \hat{n}_{11} or \hat{n}_{22} increases the sum-rate in this case.

Example 4: the channel-output feedback of link i exclusively improves R_j

Consider the case in which transmitter-receiver pairs 1 and 2 are in the very strong and strong interference regimes, with $\vec{n}_{11} = 7$, $\vec{n}_{22} = 8$, $n_{12} = 15$, $n_{21} = 13$. In Fig. 11 and Fig. 12, the capacity regions with noisy channel-output feedback and perfect channel-output feedback are plotted, respectively. In Fig. 13, $\Delta_i(7, 8, 15, 13, \hat{n}_{11}, \hat{n}_{22})$ with $i \in \{1, 2\}$, are plotted as functions of \hat{n}_{11} and \hat{n}_{22} . Therein, it is shown that: (a) Increasing parameter \hat{n}_{11} beyond threshold $\hat{n}_{11}^* = 8$ exclusively improves R_2 . (b) Increasing parameter \hat{n}_{22} beyond threshold $\hat{n}_{22}^* = 7$ exclusively improves R_1 . (c) None of the parameters \hat{n}_{11} or \hat{n}_{22} has an impact over the sum rate in this case. Note that these observations are in line with the interpretation of channel-output feedback as an altruistic technique, as in [11, 15]. This is basically because the link implementing channel-output feedback provides an alternative path to the information sent by the other link, as first suggested in [4].

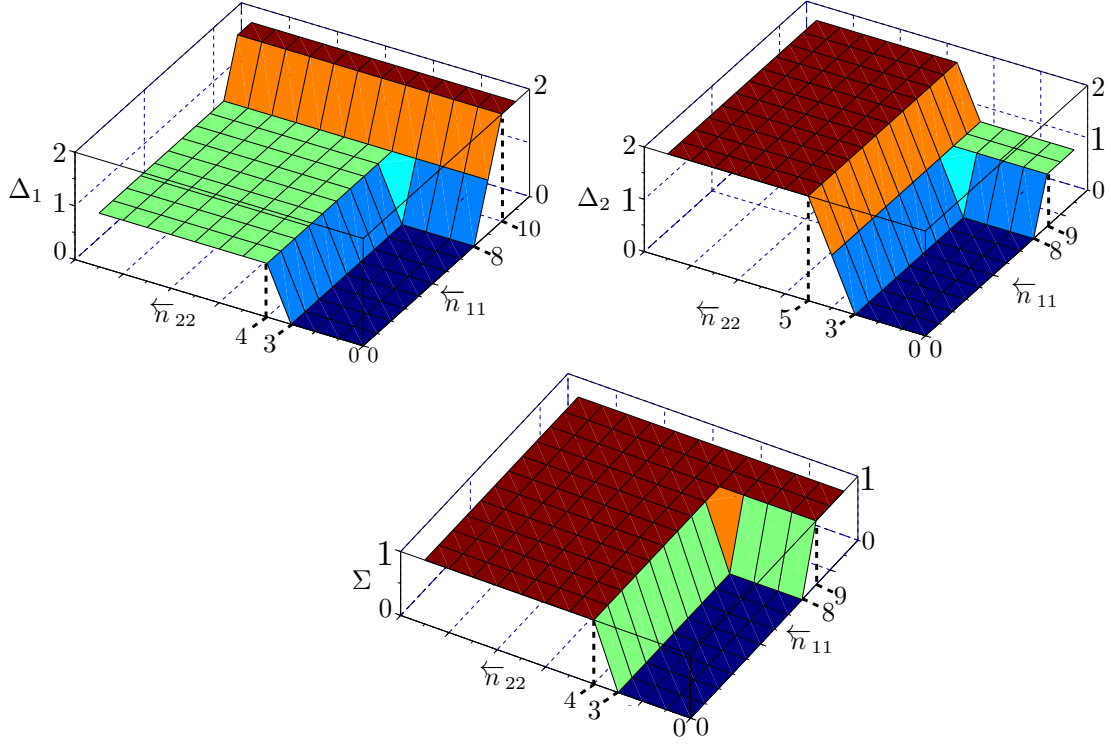


Figure 7: Maximum improvements $\Delta_1(10, 10, 3, 8, \cdot, \cdot)$ and $\Delta_2(10, 10, 3, 8, \cdot, \cdot)$ of one individual rate and $\Sigma(10, 10, 3, 8, \cdot, \cdot)$ of the sum rate of the Example 2.

Example 5: none of the channel-output feedback links has any effect over the capacity region

Consider the case in which transmitter-receiver pairs 1 and 2 are in the very weak and strong interference regimes, with $\bar{n}_{11} = 10$, $\bar{n}_{22} = 9$, $n_{12} = 2$, $n_{21} = 15$. In Fig. 14, the capacity regions without channel-output feedback and with perfect channel-output feedback are plotted. Note that the capacity region of the LD-IC with and without channel-output feedback are identical.

4 Conclusions

In this technical report, the noisy channel-output feedback capacity of the linear deterministic interference channel has been fully characterized. Based on specific asymmetric examples, it is highlighted that even in the presence of noise, the benefits of channel-output feedback can be significantly relevant in terms of achievable individual rate and sum-rate improvements with respect to the case without feedback. Unfortunately, there also exist scenarios in which these benefits are totally inexistent.

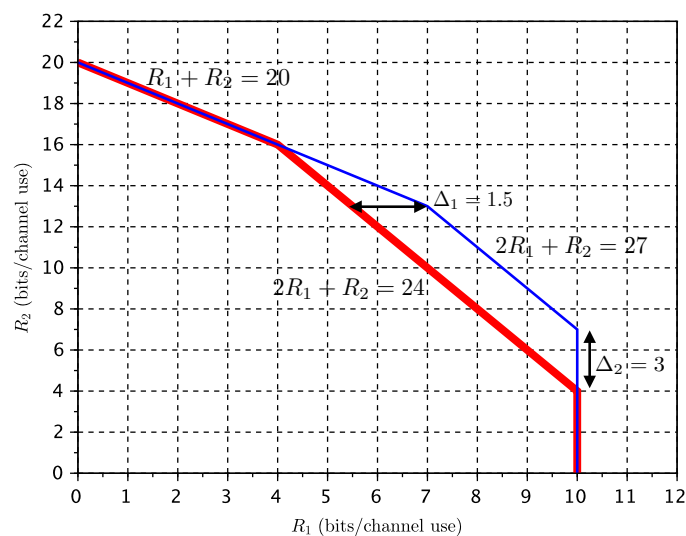


Figure 8: Capacity region $\mathcal{C}(10, 20, 6, 12, 0, 0)$ without feedback (thick red line) and $\mathcal{C}(10, 20, 6, 12, 10, 11)$ with noisy channel-output feedback (thin blue line) of the Example 3. Note that $\Delta_1(10, 20, 6, 12, 10, 11) = 1.5$ bits/ch.use, $\Delta_2(10, 20, 6, 12, 10, 11) = 2$ bits/ch.use and $\Sigma(10, 20, 6, 12, 10, 11) = 0$ bits/ch.use.

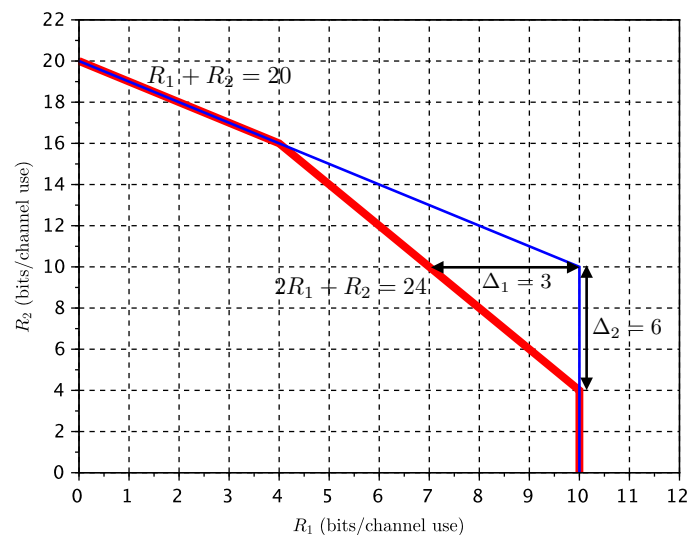


Figure 9: Capacity region $\mathcal{C}(10, 20, 6, 12, 0, 0)$ without feedback (thick red line) and $\mathcal{C}(10, 20, 6, 12, 10, 20)$ with perfect channel-output feedback (thin blue line) of the Example 3. Note that $\Delta_1(10, 20, 6, 12, 10, 20) = 3$ bits/ch.use, $\Delta_2(10, 20, 6, 12, 10, 20) = 6$ bits/ch.use and $\Sigma(10, 20, 6, 12, 10, 20) = 0$ bits/ch.use.

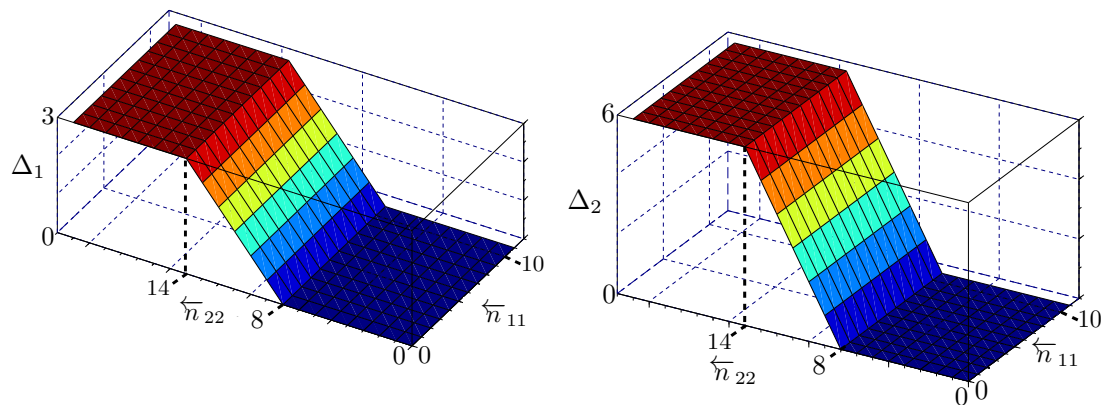


Figure 10: Maximum improvement $\Delta_1(10, 20, 6, 12, \cdot, \cdot)$ and $\Delta_2(10, 20, 6, 12, \cdot, \cdot)$ of one individual rate of the Example 3.

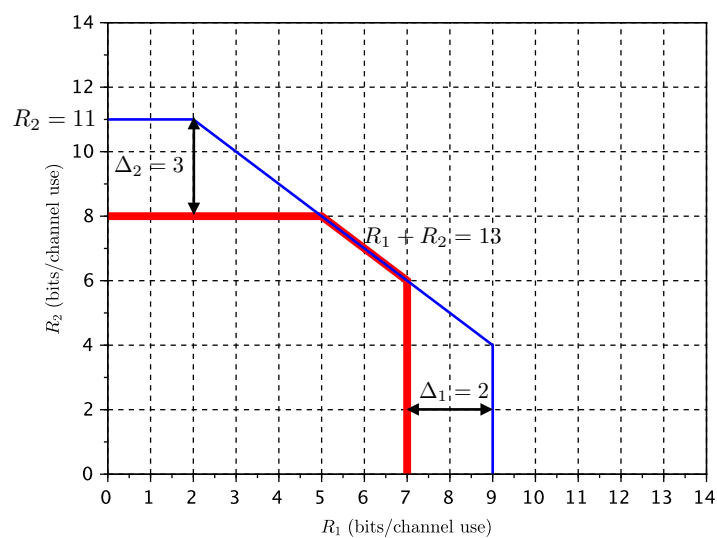


Figure 11: Capacity region $\mathcal{C}(7, 8, 15, 13, 0, 0)$ without feedback (thick red line) and $\mathcal{C}(7, 8, 15, 13, 11, 9)$ with noisy channel-output feedback (thin blue line) of the Example 4. Note that $\Delta_1(7, 8, 15, 13, 11, 9) = 2$ bits/ch.use, $\Delta_2(7, 8, 15, 13, 11, 9) = 3$ bits/ch.use and $\Sigma(7, 8, 15, 13, 11, 9) = 0$ bits/ch.use.

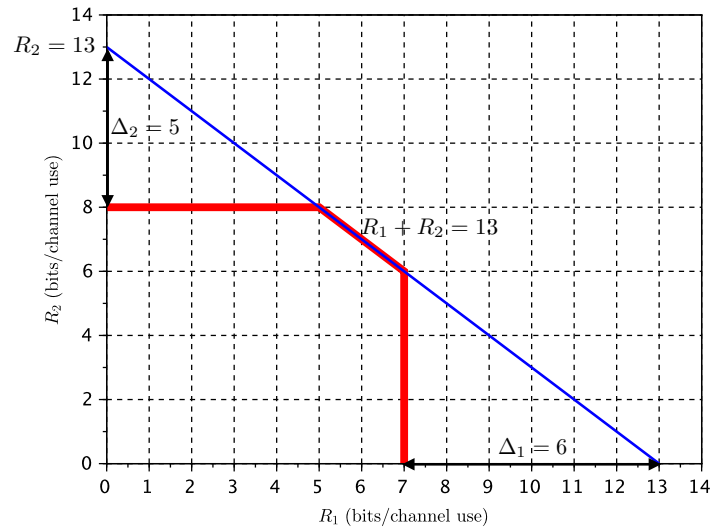


Figure 12: Capacity region $\mathcal{C}(7, 8, 15, 13, 0, 0)$ without feedback (thick red line) and $\mathcal{C}(7, 8, 15, 13, 15, 13)$ with perfect channel-output feedback (thin blue line) of the Example 4. Note that $\Delta_1(7, 8, 15, 13, 15, 13) = 6$ bits/ch.use, $\Delta_2(7, 8, 15, 13, 15, 13) = 5$ bits/ch.use and $\Sigma(7, 8, 15, 13, 15, 13) = 0$ bits/ch.use.

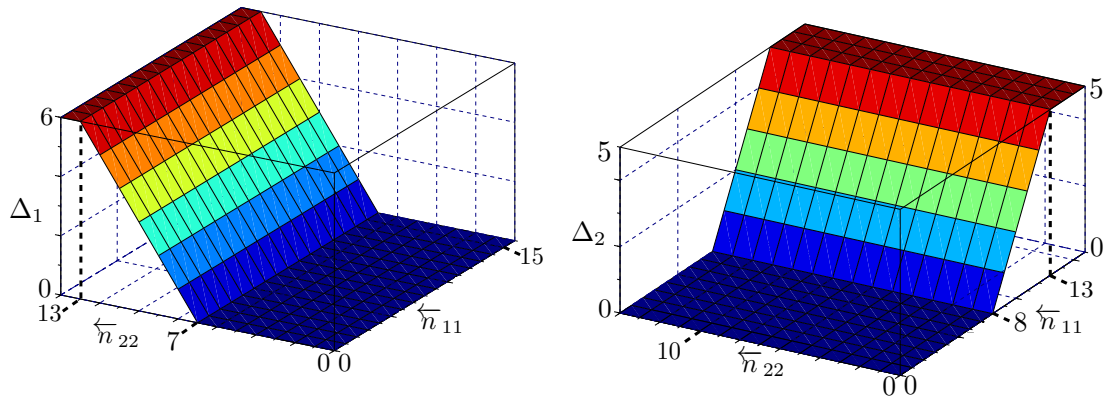


Figure 13: Maximum improvement $\Delta_1(7, 8, 15, 13, \cdot, \cdot)$ and $\Delta_2(7, 8, 15, 13, \cdot, \cdot)$ of one individual rate of the Example 4.

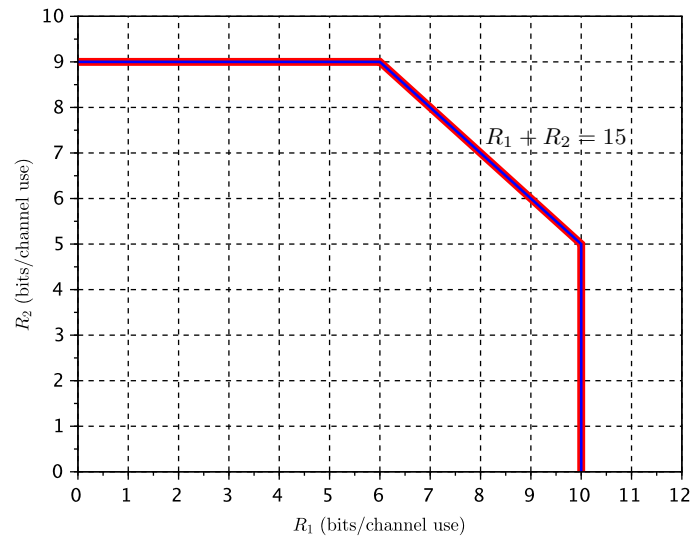


Figure 14: Capacity region $\mathcal{C}(10, 9, 2, 15, 0, 0)$ without feedback (thick red line) and $\mathcal{C}(10, 9, 2, 15, 10, 15)$ with perfect channel-output feedback (thin blue line) of the Example 5. Note that $\mathcal{C}(10, 9, 2, 15, 0, 0) = \mathcal{C}(10, 9, 2, 15, 10, 15)$.

Appendices

A Proof of Achievability

This appendix describes an achievability scheme for the IC-NOF based on a three-part message splitting, superposition coding, and backward decoding.

Codebook Generation: fix a strictly positive joint probability distribution

$$P_{U U_1 U_2 V_1 V_2 X_{1,P} X_{2,P}}(u, u_1, u_2, v_1, v_2, x_{1,P}, x_{2,P}) = P_U(u) P_{U_1|U}(u_1|u) P_{U_2|U}(u_2|u) \\ P_{V_1|U U_1}(v_1|u, u_1) P_{V_2|U U_2}(v_2|u, u_2) P_{X_{1,P}|U U_1 V_1}(x_{1,P}|u, u_1, v_1) P_{X_{2,P}|U U_2 V_2}(x_{2,P}|u, u_2, v_2), \quad (12)$$

for all $(u, u_1, u_2, v_1, v_2, x_{1,P}, x_{2,P}) \in (\mathcal{X}_1 \cup \mathcal{X}_2) \times \mathcal{X}_1 \times \mathcal{X}_2 \times \mathcal{X}_1 \times \mathcal{X}_2 \times \mathcal{X}_1 \times \mathcal{X}_2$.

Let $R_{1,C1}$, $R_{1,C2}$, $R_{2,C1}$, $R_{2,C2}$, $R_{1,P}$, and $R_{2,P}$ be non-negative real numbers. Let also $R_{1,C} = R_{1,C1} + R_{1,C2}$, $R_{2,C} = R_{2,C1} + R_{2,C2}$, $R_1 = R_{1,C} + R_{1,P}$, and $R_2 = R_{2,C} + R_{2,P}$.

Generate $2^{N(R_{1,C1} + R_{2,C1})}$ i.i.d. N -length codewords $\mathbf{u}(s, r) = (u_1(s, r), u_2(s, r), \dots, u_N(s, r))$ according to

$$P_U(\mathbf{u}(s, r)) = \prod_{i=1}^N P_U(u_i(s, r)), \quad (13)$$

with $s \in \{1, 2, \dots, 2^{NR_{1,C1}}\}$ and $r \in \{1, 2, \dots, 2^{NR_{2,C1}}\}$.

For encoder 1, generate for each codeword $\mathbf{u}(s, r)$, $2^{NR_{1,C1}}$ i.i.d. N -length codewords $\mathbf{u}_1(s, r, k) = (u_{1,1}(s, r, k), u_{1,2}(s, r, k), \dots, u_{1,N}(s, r, k))$ according to

$$P_{U_1|U}(\mathbf{u}_1(s, r, k)|\mathbf{u}(s, r)) = \prod_{i=1}^N P_{U_1|U}(u_{1,i}(s, r, k)|u_i(s, r)), \quad (14)$$

with $k \in \{1, 2, \dots, 2^{NR_{1,C1}}\}$. For each pair of codewords $(\mathbf{u}(s, r), \mathbf{u}_1(s, r, k))$, generate $2^{NR_{1,C2}}$ i.i.d. N -length codewords $\mathbf{v}_1(s, r, k, l) = (v_{1,1}(s, r, k, l), v_{1,2}(s, r, k, l), \dots, v_{1,N}(s, r, k, l))$ according to

$$P_{V_1|U U_1}(\mathbf{v}_1(s, r, k, l)|\mathbf{u}(s, r), \mathbf{u}_1(s, r, k)) = \prod_{i=1}^N P_{V_1|U U_1}(v_{1,i}(s, r, k, l)|u_i(s, r), u_{1,i}(s, r, k)), \quad (15)$$

with $l \in \{1, 2, \dots, 2^{NR_{1,C2}}\}$. For each tuple of codewords $(\mathbf{u}(s, r), \mathbf{u}_1(s, r, k), \mathbf{v}_1(s, r, k, l))$, generate $2^{NR_{1,P}}$ i.i.d. N -length codewords $\mathbf{x}_{1,P}(s, r, k, l, q) = (x_{1,P,1}(s, r, k, l, q), x_{1,P,2}(s, r, k, l, q), \dots, x_{1,P,N}(s, r, k, l, q))$ according to

$$P_{X_{1,P}|U U_1 V_1}(\mathbf{x}_{1,P}(s, r, k, l, q)|\mathbf{u}(s, r), \mathbf{u}_1(s, r, k), \mathbf{v}_1(s, r, k, l)) \\ = \prod_{i=1}^N P_{X_{1,P}|U U_1 V_1}(x_{1,P,i}(s, r, k, l, q)|u_i(s, r), u_{1,i}(s, r, k), v_{1,i}(s, r, k, l)), \quad (16)$$

with $q \in \{1, 2, \dots, 2^{NR_{1,P}}\}$.

For encoder 2, generate for each codeword $\mathbf{u}(s, r)$, $2^{NR_{2,C1}}$ i.i.d. N -length codewords $\mathbf{u}_2(s, r, j) = (u_{2,1}(s, r, j), u_{2,2}(s, r, j), \dots, u_{2,N}(s, r, j))$ according to

$$P_{U_2|U}(\mathbf{u}_2(s, r, j)|\mathbf{u}(s, r)) = \prod_{i=1}^N P_{U_2|U}(u_{2,i}(s, r, j)|u_i(s, r)), \quad (17)$$

with $j \in \{1, 2, \dots, 2^{NR_{2,C1}}\}$. For each pair of codewords $(\mathbf{u}(s, r), \mathbf{u}_2(s, r, j))$, generate $2^{NR_{2,C2}}$ i.i.d. length- N codewords $\mathbf{v}_2(s, r, j, m) = (v_{2,1}(s, r, j, m), v_{2,2}(s, r, j, m), \dots, v_{2,N}(s, r, j, m))$ according to

$$P_{\mathbf{V}_2|U U_2}(\mathbf{v}_2(s, r, j, m)|\mathbf{u}(s, r), \mathbf{u}_2(s, r, j)) = \prod_{i=1}^N P_{V_{2,i}|U U_2}(v_{2,i}(s, r, j, m)|u_i(s, r), u_{2,i}(s, r, j)), \quad (18)$$

with $m \in \{1, 2, \dots, 2^{NR_{2,C2}}\}$. For each tuple of codewords $(\mathbf{u}(s, r), \mathbf{u}_2(s, r, j), \mathbf{v}_2(s, r, j, m))$, generate $2^{NR_{2,P}}$ i.i.d. N -length codewords $\mathbf{x}_{2,P}(s, r, j, m, b) = (x_{2,P,1}(s, r, j, m, b), x_{2,P,2}(s, r, j, m, b), \dots, x_{2,P,N}(s, r, j, m, b))$ according to

$$\begin{aligned} & P_{\mathbf{X}_{2,P}|U U_2 \mathbf{V}_2}(\mathbf{x}_{2,P}(s, r, j, m, b)|\mathbf{u}(s, r), \mathbf{u}_2(s, r, j), \mathbf{v}_2(s, r, j, m)) \\ &= \prod_{i=1}^N P_{X_{2,P,i}|U U_2 V_2}(x_{2,P,i}(s, r, j, m, b)|u_i(s, r), u_{2,i}(s, r, j), v_{2,i}(s, r, j, m, b)), \end{aligned} \quad (19)$$

with $b \in \{1, 2, \dots, 2^{NR_{2,P}}\}$. The resulting code structure is shown in Fig. 15.

Encoding: denote by $W_i^{(t)} \in \{1, 2, \dots, 2^{NR_i}\}$ the message index of transmitter $i \in \{1, 2\}$ during block $t \in \{1, 2, \dots, T\}$, with T the total number of blocks. Let $W_i^{(t)}$ be composed by the message index $W_{i,C}^{(t)} \in \{1, 2, \dots, 2^{NR_{i,C}}\}$ and message index $W_{i,P}^{(t)} \in \{1, 2, \dots, 2^{NR_{i,P}}\}$. That is, $W_i^{(t)} = (W_{i,C}^{(t)}, W_{i,P}^{(t)})$. The message index $W_{i,P}^{(t)}$ must be reliably decoded at receiver i . Let also $W_{i,C}$ be composed by the message indices $W_{i,C1}^{(t)} \in \{1, 2, \dots, 2^{NR_{i,C1}}\}$ and $W_{i,C2}^{(t)} \in \{1, 2, \dots, 2^{NR_{i,C2}}\}$. That is, $W_{i,C}^{(t)} = (W_{i,C1}^{(t)}, W_{i,C2}^{(t)})$. The message index $W_{i,C1}^{(t)}$ must be reliably decoded by both receivers and transmitter j (via feedback). The message index $W_{i,C2}^{(t)}$ must be reliably decoded by both receivers.

Consider Markov encoding over the T blocks. At encoding step t , with $t \in \{1, 2, \dots, T\}$,

transmitter 1 sends the codeword $\mathbf{x}_1^{(t)} = \Theta_1 \left(\mathbf{u}(W_{1,C1}^{(t-1)}, W_{2,C1}^{(t-1)}), \mathbf{u}_1(W_{1,C1}^{(t-1)}, W_{2,C1}^{(t-1)}, W_{1,C1}^{(t)}), \right.$

$\left. \mathbf{v}_1(W_{1,C1}^{(t-1)}, W_{2,C1}^{(t-1)}, W_{1,C1}^{(t)}, W_{1,C2}^{(t)}), \mathbf{x}_{1,P}(W_{1,C1}^{(t-1)}, W_{2,C1}^{(t-1)}, W_{1,C1}^{(t)}, W_{1,C2}^{(t)}, W_{1,P}^{(t)}) \right)$, where $\Theta_1 :$

$(\mathcal{X}_1 \cup \mathcal{X}_2)^N \times \mathcal{X}_1^N \times \mathcal{X}_1^N \times \mathcal{X}_1^N \rightarrow \mathcal{X}_1^N$ is a function that transforms the codewords $\mathbf{u}(W_{1,C1}^{(t-1)}, W_{2,C1}^{(t-1)}), \mathbf{u}_1(W_{1,C1}^{(t-1)}, W_{2,C1}^{(t-1)}, W_{1,C1}^{(t)}), \mathbf{v}_1(W_{1,C1}^{(t-1)}, W_{2,C1}^{(t-1)}, W_{1,C1}^{(t)}, W_{1,C2}^{(t)}),$ and $\mathbf{x}_{1,P}(W_{1,C1}^{(t-1)}, W_{2,C1}^{(t-1)}, W_{1,C1}^{(t)}, W_{1,C2}^{(t)}, W_{1,P}^{(t)})$ into the N -dimensional vector $\mathbf{x}_1^{(t)}$ of channel inputs. The indices $W_{1,C1}^{(0)} = W_{1,C1}^{(T)} = s^*$ and $W_{2,C1}^{(0)} = W_{2,C1}^{(T)} = r^*$, and the pair $(s^*, r^*) \in \{1, 2, \dots, 2^{NR_{1,C1}}\} \times \{1, 2, \dots, 2^{NR_{2,C1}}\}$ are pre-defined and known by both receivers and transmitters. It is worth noting that the message index $W_{2,C1}^{(t-1)}$ is obtained by transmitter 1 from the feedback signal $\overleftarrow{\mathbf{y}}_1^{(t-1)}$ at the end of the previous encoding step $t-1$ (see Fig. ??).

Transmitter 2 follows a similar encoding scheme.

Decoding: both receivers decode their message indices at the end of block T in a backward decoding fashion. At each decoding step t , with $t \in \{1, 2, \dots, T\}$, receiver 1 obtains the message indices $(\widehat{W}_{1,C1}^{(T-t)}, \widehat{W}_{2,C1}^{(T-t)}, \widehat{W}_{1,C2}^{(T-(t-1))}, \widehat{W}_{1,P}^{(T-(t-1))}, \widehat{W}_{2,C2}^{(T-(t-1))}) \in \{1, 2, \dots, 2^{NR_{1,C1}}\} \times \{1, 2, \dots, 2^{NR_{2,C1}}\} \times \{1, 2, \dots, 2^{NR_{1,C2}}\} \times \{1, 2, \dots, 2^{NR_{1,P}}\} \times \{1, 2, \dots, 2^{NR_{2,C2}}\}$ from the channel output $\overrightarrow{\mathbf{y}}_1^{(T-(t-1))}$. The tuple $(\widehat{W}_{1,C1}^{(T-t)}, \widehat{W}_{2,C1}^{(T-t)}, \widehat{W}_{1,C2}^{(T-(t-1))}, \widehat{W}_{1,P}^{(T-(t-1))}, \widehat{W}_{2,C2}^{(T-(t-1))})$ is the

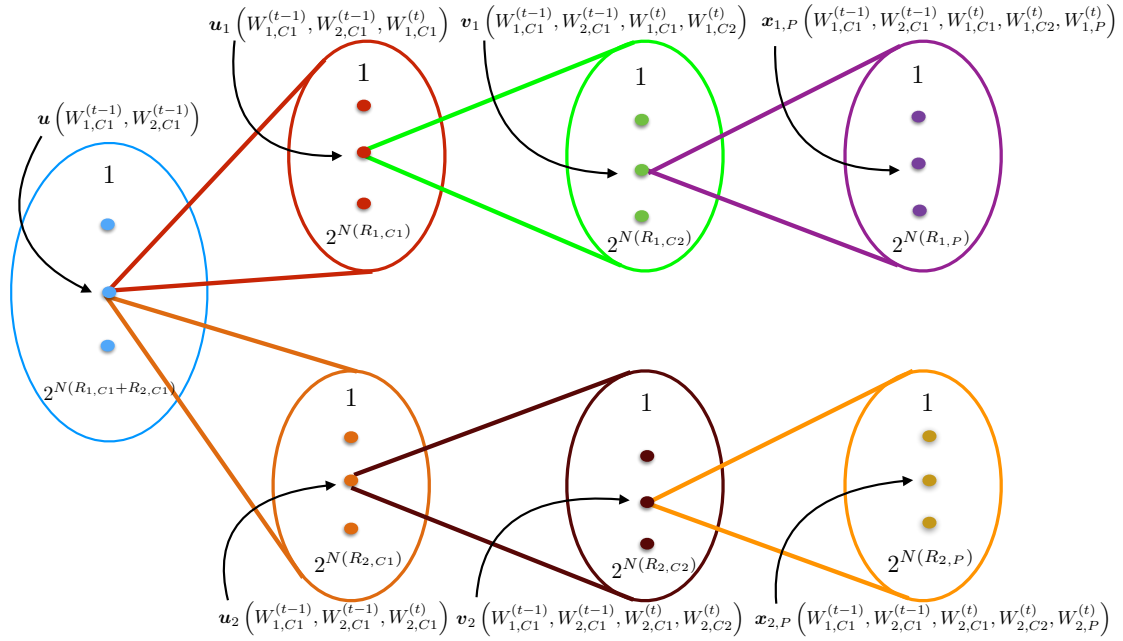


Figure 15: Structure of the superposition code. The codewords corresponding to the message indices $W_{1,C1}^{(t-1)}, W_{2,C1}^{(t-1)}, W_{1,C1}^{(t)}, W_{1,C2}^{(t)}, W_{1,C2}^{(t-1)}, W_{1,P}^{(t)}$ with $i \in \{1, 2\}$ as well as the block index t are both highlighted. The (approximate) number of codewords for each code layer is also highlighted.

unique tuple that satisfies

$$\begin{aligned} & \left(\mathbf{u} \left(\widehat{W}_{1,C1}^{(T-t)}, \widehat{W}_{2,C1}^{(T-t)} \right), \mathbf{u}_1 \left(\widehat{W}_{1,C1}^{(T-t)}, \widehat{W}_{2,C1}^{(T-t)}, W_{1,C1}^{(T-(t-1))} \right), \right. \\ & \quad \mathbf{v}_1 \left(\widehat{W}_{1,C1}^{(T-t)}, \widehat{W}_{2,C1}^{(T-t)}, W_{1,C1}^{(T-(t-1))}, \widehat{W}_{1,C2}^{(T-(t-1))} \right), \\ & \quad \mathbf{x}_{1,P} \left(\widehat{W}_{1,C1}^{(T-t)}, \widehat{W}_{2,C1}^{(T-t)}, W_{1,C1}^{(T-(t-1))}, \widehat{W}_{1,C2}^{(T-(t-1))}, \widehat{W}_{1,P}^{(T-(t-1))} \right), \\ & \quad \mathbf{u}_2 \left(\widehat{W}_{1,C1}^{(T-t)}, \widehat{W}_{2,C1}^{(T-t)}, W_{2,C1}^{(T-(t-1))} \right), \mathbf{v}_2 \left(\widehat{W}_{1,C1}^{(T-t)}, \widehat{W}_{2,C1}^{(T-t)}, W_{2,C1}^{(T-(t-1))}, \widehat{W}_{2,C2}^{(T-(t-1))} \right), \\ & \quad \left. \vec{\mathbf{y}}_1^{(T-(t-1))} \right) \in \mathcal{T}_{[U \ U_1 \ V_1 \ X_{1,P} \ U_2 \ V_2 \ \vec{Y}_1]}^{(N,e)}, \end{aligned} \quad (20)$$

where $W_{1,C1}^{(T-(t-1))}$ and $W_{2,C1}^{(T-(t-1))}$ are assumed to be perfectly decoded in the previous decoding step $t-1$. The set $\mathcal{T}_{[U \ U_1 \ V_1 \ X_{1,P} \ U_2 \ V_2 \ \vec{Y}_1]}^{(N,e)}$ represents the set of jointly typical sequences of the random variables $U, U_1, V_1, X_{1,P}, U_2, V_2$, and \vec{Y}_1 , with $e > 0$. Finally, receiver 2 follows a similar decoding scheme.

Probability of Error Analysis: an error might occur during encoding step t if the message index $W_{2,C1}^{(t-1)}$ is not correctly decoded at transmitter 1. From the asymptotic equipartition property (AEP) [16], it follows that the message index $W_{2,C1}^{(t-1)}$ can be reliably decoded at transmitter 1

during encoding step t , under the condition:

$$\begin{aligned} R_{2,C1} &\leq I(\bar{Y}_1; U_2 | U, U_1, V_1, X_1) \\ &= I(\bar{Y}_1; U_2 | U, X_1). \end{aligned} \quad (21)$$

An error might occur during the (backward) decoding step t if the message indices $W_{1,C1}^{(T-t)}$, $W_{2,C1}^{(T-t)}$, $W_{1,C2}^{(T-(t-1))}$, $W_{1,P}^{(T-(t-1))}$, and $W_{2,C2}^{(T-(t-1))}$ are not decoded correctly given that the message indices $W_{1,C1}^{(T-(t-1))}$ and $W_{2,C1}^{(T-(t-1))}$ were correctly decoded in the previous decoding step $t-1$. These errors might arise for two reasons: (i) there does not exist a tuple $(\widehat{W}_{1,C1}^{(T-t)}, \widehat{W}_{2,C1}^{(T-t)}, \widehat{W}_{1,C2}^{(T-(t-1))}, \widehat{W}_{1,P}^{(T-(t-1))}, \widehat{W}_{2,C2}^{(T-(t-1))})$ that satisfies (20), or (ii) there exist several tuples $(\widehat{W}_{1,C1}^{(T-t)}, \widehat{W}_{2,C1}^{(T-t)}, \widehat{W}_{1,C2}^{(T-(t-1))}, \widehat{W}_{1,P}^{(T-(t-1))}, \widehat{W}_{2,C2}^{(T-(t-1))})$ that simultaneously satisfy (20). From the asymptotic equipartition property (AEP) [16], the probability of an error due to (i) tends to zero when N grows to infinity. Consider the error due to (ii) and define the event $E_{(s,r,l,q,m)}$ that describes the case in which the codewords $(\mathbf{u}(s, r), \mathbf{u}_1(s, r, W_{1,C1}^{(T-(t-1))}), \mathbf{v}_1(s, r, W_{1,C1}^{(T-(t-1))}), l), \mathbf{x}_{1,P}(s, r, W_{1,C1}^{(T-(t-1))}), l, q), \mathbf{u}_2(s, r, W_{2,C1}^{(T-(t-1))}), \text{ and } \mathbf{v}_2(s, r, W_{2,C1}^{(T-(t-1))}), m))$ are jointly typical with $\bar{\mathbf{y}}_1^{(T-(t-1))}$ during decoding step t . Assume now that the codeword to be decoded at decoding step t corresponds to the indices $(s, r, l, q, m) = (1, 1, 1, 1, 1)$, this is without loss of generality due to the symmetry of the code. Then, the probability of error due to (ii) during decoding step t , can be bounded as follows

$$\begin{aligned} P_e &= \Pr \left(\bigcup_{(s,r,l,q,m) \neq (1,1,1,1,1)} E_{(s,r,l,q,m)} \right) \\ &\leq \sum_{(s,r,l,q,m) \in \mathcal{T}} \Pr(E_{(s,r,l,q,m)}), \end{aligned} \quad (22)$$

with $\mathcal{T} = \{ \{1, 2, \dots, 2^{NR_{1,C1}}\} \times \{1, 2, \dots, 2^{NR_{2,C1}}\} \times \{1, 2, \dots, 2^{NR_{1,C2}}\} \times \{1, 2, \dots, 2^{NR_{1,P}}\} \times \{1, 2, \dots, 2^{NR_{2,C2}}\} \} \setminus \{(1, 1, 1, 1, 1)\}$.

From the asymptotic equipartition property (AEP) [16], it follows that:

$$\begin{aligned} P_e &\leq 2^{N(R_{2,C2} - I(\bar{Y}_1; V_2 | U, U_1, U_2, V_1, X_1) + 2\epsilon)} + 2^{N(R_{1,P} - I(\bar{Y}_1; X_1 | U, U_1, U_2, V_1, V_2) + 2\epsilon)} \\ &\quad + 2^{N(R_{2,C2} + R_{1,P} - I(\bar{Y}_1; V_2, X_1 | U, U_1, U_2, V_1) + 2\epsilon)} + 2^{N(R_{1,C2} - I(\bar{Y}_1; V_1, X_1 | U, U_1, U_2, V_2) + 2\epsilon)} \\ &\quad + 2^{N(R_{1,C2} + R_{2,C2} - I(\bar{Y}_1; V_1, V_2, X_1 | U, U_1, U_2) + 2\epsilon)} + 2^{N(R_{1,C2} + R_{1,P} - I(\bar{Y}_1; V_1, X_1 | U, U_1, U_2, V_2) + 2\epsilon)} \\ &\quad + 2^{N(R_{1,C2} + R_{1,P} + R_{2,C2} - I(\bar{Y}_1; V_1, V_2, X_1 | U, U_1, U_2) + 2\epsilon)} + 2^{N(R_{2,C1} - I(\bar{Y}_1; U, U_1, U_2, V_1, V_2, X_1) + 2\epsilon)} \\ &\quad + 2^{N(R_{2,C1} + R_{2,C2} - I(\bar{Y}_1; U, U_1, U_2, V_1, V_2, X_1) + 2\epsilon)} + 2^{N(R_{2,C1} + R_{1,P} - I(\bar{Y}_1; U, U_1, U_2, V_1, V_2, X_1) + 2\epsilon)} \\ &\quad + 2^{N(R_{2,C1} + R_{1,P} + R_{2,C2} - I(\bar{Y}_1; U, U_1, U_2, V_1, V_2, X_1) + 2\epsilon)} + 2^{N(R_{2,C1} + R_{1,C2} - I(\bar{Y}_1; U, U_1, U_2, V_1, V_2, X_1) + 2\epsilon)} \\ &\quad + 2^{N(R_{2,C1} + R_{1,C2} + R_{2,C2} - I(\bar{Y}_1; U, U_1, U_2, V_1, V_2, X_1) + 2\epsilon)} \\ &\quad + 2^{N(R_{2,C1} + R_{1,C2} + R_{1,P} - I(\bar{Y}_1; U, U_1, U_2, V_1, V_2, X_1) + 2\epsilon)} \\ &\quad + 2^{N(R_{2,C} + R_{1,C2} + R_{1,P} - I(\bar{Y}_1; U, U_1, U_2, V_1, V_2, X_1) + 2\epsilon)} + 2^{N(R_{1,C1} - I(\bar{Y}_1; U, U_1, U_2, V_1, V_2, X_1) + 2\epsilon)} \\ &\quad + 2^{N(R_{1,C1} + R_{2,C2} - I(\bar{Y}_1; U, U_1, U_2, V_1, V_2, X_1) + 2\epsilon)} + 2^{N(R_{1,C1} + R_{1,P} - I(\bar{Y}_1; U, U_1, U_2, V_1, V_2, X_1) + 2\epsilon)} \end{aligned}$$

$$\begin{aligned}
& +2^{N(R_{1,C1}+R_{1,P}+R_{2,C2}-I(\vec{Y}_1;U,U_1,U_2,V_1,V_2,X_1)+2\epsilon)} + 2^{N(R_{1,C1}+R_{1,C2}-I(\vec{Y}_1;U,U_1,U_2,V_1,V_2,X_1)+2\epsilon)} \\
& +2^{N(R_{1,C1}+R_{1,C2}+R_{2,C2}-I(\vec{Y}_1;U,U_1,U_2,V_1,V_2,X_1)+2\epsilon)} \\
& +2^{N(R_{1,C1}+R_{1,C2}+R_{1,P}-I(\vec{Y}_1;U,U_1,U_2,V_1,V_2,X_1)+2\epsilon)} \\
& +2^{N(R_{1,C1}+R_{1,C2}+R_{1,P}+R_{2,C2}-I(\vec{Y}_1;U,U_1,U_2,V_1,V_2,X_1)+2\epsilon)} \\
& +2^{N(R_{1,C1}+R_{2,C1}-I(\vec{Y}_1;U,U_1,U_2,V_1,V_2,X_1)+2\epsilon)} + 2^{N(R_{1,C1}+R_{2,C1}+R_{2,C2}-I(\vec{Y}_1;U,U_1,U_2,V_1,V_2,X_1)+2\epsilon)} \\
& +2^{N(R_{1,C1}+R_{2,C1}+R_{1,P}-I(\vec{Y}_1;U,U_1,U_2,V_1,V_2,X_1)+2\epsilon)} \\
& +2^{N(R_{1,C1}+R_{2,C1}+R_{1,P}+R_{2,C2}-I(\vec{Y}_1;U,U_1,U_2,V_1,V_2,X_1)+2\epsilon)} \\
& +2^{N(R_{1,C1}+R_{2,C1}+R_{1,C2}-I(\vec{Y}_1;U,U_1,U_2,V_1,V_2,X_1)+2\epsilon)} \\
& +2^{N(R_{1,C1}+R_{2,C1}+R_{1,C2}+R_{2,C2}-I(\vec{Y}_1;U,U_1,U_2,V_1,V_2,X_1)+2\epsilon)} \\
& +2^{N(R_{1,C1}+R_{2,C1}+R_{1,C2}+R_{1,P}-I(\vec{Y}_1;U,U_1,U_2,V_1,V_2,X_1)+2\epsilon)} + 2^{N(R_1+R_{2,C}-I(\vec{Y}_1;U,U_1,U_2,V_1,V_2,X_1)+2\epsilon)}.
\end{aligned} \tag{23}$$

The same analysis of the probability of error holds for transmitter-receiver pair 2. Hence, in general, from (21) and (23), reliable decoding holds under the following conditions for transmitter $i \in \{1, 2\}$, with $j \in \{1, 2\} \setminus \{i\}$:

$$\begin{aligned}
R_{j,C1} & \leq I(\vec{Y}_i; U_j | U, U_i, V_i, X_i) \\
& = I(\vec{Y}_i; U_j | U, X_i) \\
& \triangleq \theta_{1,i},
\end{aligned} \tag{24a}$$

$$\begin{aligned}
R_i + R_{j,C} & \leq I(\vec{Y}_i; U, U_i, U_j, V_i, V_j, X_i) \\
& = I(\vec{Y}_i; U, U_j, V_j, X_i) \\
& \triangleq \theta_{2,i},
\end{aligned} \tag{24b}$$

$$\begin{aligned}
R_{j,C2} & \leq I(\vec{Y}_i; V_j | U, U_i, U_j, V_i, X_i) \\
& = I(\vec{Y}_i; V_j | U, U_j, X_i) \\
& \triangleq \theta_{3,i},
\end{aligned} \tag{24c}$$

$$\begin{aligned}
R_{i,P} & \leq I(\vec{Y}_i; X_i | U, U_i, U_j, V_i, V_j) \\
& \triangleq \theta_{4,i},
\end{aligned} \tag{24d}$$

$$\begin{aligned}
R_{i,P} + R_{j,C2} & \leq I(\vec{Y}_i; V_j, X_i | U, U_i, U_j, V_i) \\
& \triangleq \theta_{5,i},
\end{aligned} \tag{24e}$$

$$\begin{aligned}
R_{i,C2} + R_{i,P} & \leq I(\vec{Y}_i; V_i, X_i | U, U_i, U_j, V_j) \\
& = I(\vec{Y}_i; X_i | U, U_i, U_j, V_j) \\
& \triangleq \theta_{6,i}, \text{ and}
\end{aligned} \tag{24f}$$

$$\begin{aligned}
R_{i,C2} + R_{i,P} + R_{j,C2} & \leq I(\vec{Y}_i; V_i, V_j, X_i | U, U_i, U_j) \\
& = I(\vec{Y}_i; V_j, X_i | U, U_i, U_j) \\
& \triangleq \theta_{7,i}.
\end{aligned} \tag{24g}$$

Taking into account that $R_i = R_{i,C1} + R_{i,C2} + R_{i,P}$, a Fourier-Motzkin elimination process in

(24) yields

$$R_1 \leq \min(\theta_{2,1}, \theta_{6,1} + \theta_{1,2}, \theta_{4,1} + \theta_{1,2} + \theta_{3,2}), \quad (25a)$$

$$R_2 \leq \min(\theta_{2,2}, \theta_{1,1} + a_{6,2}, \theta_{1,1} + \theta_{3,1} + \theta_{4,2}), \quad (25b)$$

$$\begin{aligned} R_1 + R_2 \leq \min(&\theta_{2,1} + \theta_{4,2}, \theta_{2,1} + a_{6,2}, \theta_{4,1} + \theta_{2,2}, \theta_{6,1} + \theta_{2,2}, \theta_{1,1} + \theta_{3,1} + \theta_{4,1} + \theta_{1,2} + \theta_{5,2}, \\ &\theta_{1,1} + \theta_{7,1} + \theta_{1,2} + \theta_{5,2}, \theta_{1,1} + \theta_{4,1} + \theta_{1,2} + \theta_{7,2}, \theta_{1,1} + \theta_{5,1} + \theta_{1,2} + \theta_{3,2} + \theta_{4,2}, \\ &\theta_{1,1} + \theta_{5,1} + \theta_{1,2} + \theta_{5,2}, \theta_{1,1} + \theta_{7,1} + \theta_{1,2} + \theta_{4,2}), \end{aligned} \quad (25c)$$

$$2R_1 + R_2 \leq \min(\theta_{2,1} + \theta_{4,1} + \theta_{1,2} + \theta_{7,2}, \theta_{1,1} + \theta_{4,1} + \theta_{7,1} + 2\theta_{1,2} + \theta_{5,2}, \theta_{2,1} + \theta_{4,1} + \theta_{1,2} + \theta_{5,2}), \quad (25d)$$

$$R_1 + 2R_2 \leq \min(\theta_{1,1} + \theta_{5,1} + \theta_{2,2} + \theta_{4,2}, \theta_{1,1} + \theta_{7,1} + \theta_{2,2} + \theta_{4,2}, 2\theta_{1,1} + \theta_{5,1} + \theta_{1,2} + \theta_{4,2} + \theta_{7,2}), \quad (25e)$$

where $\theta_{l,i}$ are defined in (24) with $(l, i) \in \{1, \dots, 7\} \times \{1, 2\}$.

In the LD-IC-NOF model, the channel input of transmitter i at each channel use is a q -dimensional vector $\mathbf{X}_i \in \{0, 1\}^q$ with $i \in \{1, 2\}$ and q as defined in (1). Following this observation, the random variables U , U_i , V_i , and $X_{i,P}$ described in (12) in the codebook generation must also be interpreted as vectors, and thus, in this section, they are denoted by \mathbf{U} , \mathbf{U}_i , \mathbf{V}_i and $\mathbf{X}_{i,P}$, respectively.

In the following, the random variables \mathbf{U}_i , \mathbf{V}_i , and $\mathbf{X}_{i,P}$ are assumed to be mutually independent and uniformly distributed over the sets:

$$\begin{aligned} &\{0, 1\}^{(n_{ji} - (\max(\vec{n}_{jj}, n_{ji}) - \overleftarrow{n}_{jj})^+)^+}, \\ &\{0, 1\}^{(\min(n_{ji}, (\max(\vec{n}_{jj}, n_{ji}) - \overleftarrow{n}_{jj})^+))}, \text{ and} \\ &\{0, 1\}^{(\vec{n}_{ii} - n_{ji})^+}, \end{aligned}$$

respectively.

Note that the random variables \mathbf{U}_i , \mathbf{V}_i , and $\mathbf{X}_{i,P}$ have the following dimensions:

$$\dim \mathbf{U}_i = (n_{ji} - (\max(\vec{n}_{jj}, n_{ji}) - \overleftarrow{n}_{jj})^+)^+, \quad (26a)$$

$$\dim \mathbf{V}_i = \min(n_{ji}, (\max(\vec{n}_{jj}, n_{ji}) - \overleftarrow{n}_{jj})^+), \text{ and} \quad (26b)$$

$$\dim \mathbf{X}_{i,P} = (\vec{n}_{ii} - n_{ji})^+. \quad (26c)$$

These dimensions satisfy the following condition:

$$\dim \mathbf{U}_i + \dim \mathbf{V}_i + \dim \mathbf{X}_{i,P} = \max(\vec{n}_{ii}, n_{ji}) \leq q. \quad (27)$$

Note that the random variable U in (12) is not used here. The input symbol of transmitter i during channel use n is $\mathbf{X}_i = (\mathbf{U}_i^\top, \mathbf{V}_i^\top, \mathbf{X}_{i,P}^\top, (0, \dots, 0))^\top$, where $(0, \dots, 0)$ is put to meet the dimension constraint $\dim \mathbf{X}_i = q$. Hence, during block $t \in \{1, \dots, T\}$, the codeword $\mathbf{X}_i^{(t)}$ in the LD-IC-NOF is a $q \times N$ matrix, i.e., $\mathbf{X}_i^{(t)} = (\mathbf{X}_{i,1}, \mathbf{X}_{i,2}, \dots, \mathbf{X}_{i,N}) \in \{0, 1\}^{q \times N}$.

The intuition behind this choice follows from the following observations: (a) The vector \mathbf{U}_i represents the bits in \mathbf{X}_i that can be observed at least by transmitter j via feedback; (b) The vector \mathbf{V}_i represents the bits in \mathbf{X}_i that can be observed at least by receiver j ; and finally, (c) The vector $\mathbf{X}_{i,P}$ is a notational artefact to denote the bits of \mathbf{X}_i that are neither in \mathbf{U}_i nor

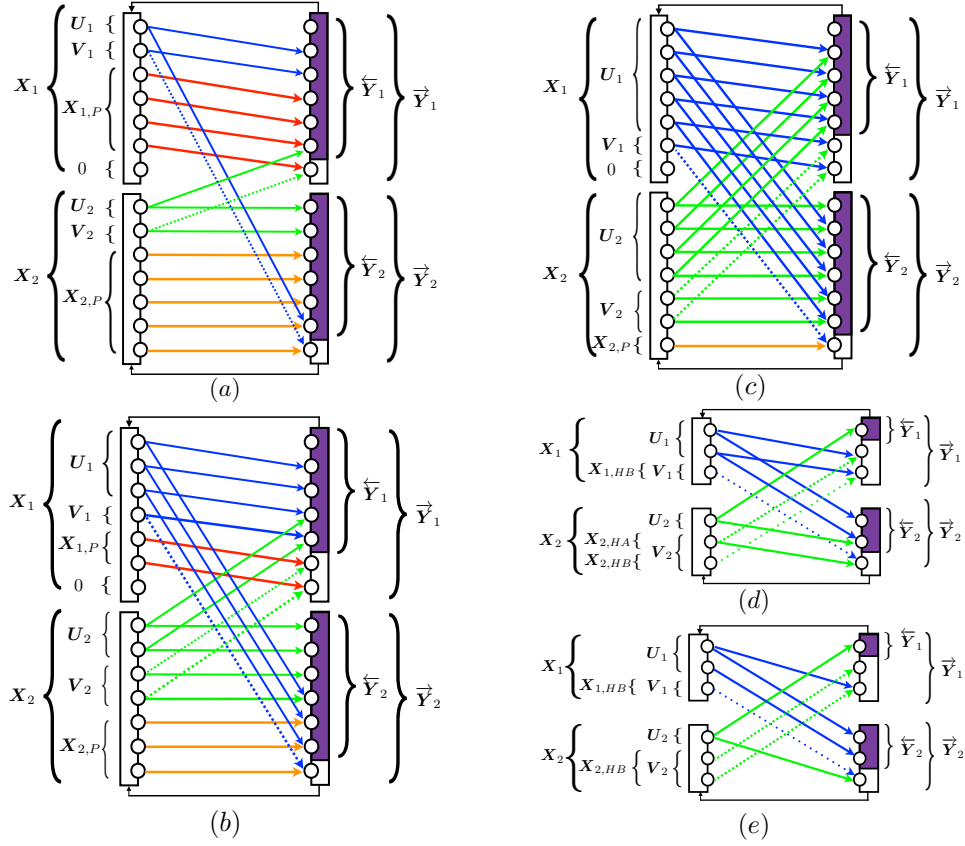


Figure 16: The auxiliary random variables and their relation with signals when channel-output feedback is considered in (a) very weak interference regime, (b) weak interference regime, (c) moderate interference regime, (d) strong interference regime and (e) very strong interference regime.

V_i . In particular, the bits in $X_{i,P}$ are only observed by receiver i , as shown in Figure 16. This intuition justifies the dimensions described in (26).

Considering this particular code structure, the following holds for the terms $\theta_{l,i}$, with $(l,i) \in \{1, \dots, 7\} \times \{1, 2\}$, in (24):

$$\begin{aligned}
 \theta_{1,i} &= I(\overleftarrow{Y}_i; U_j | U, X_i) \\
 &\stackrel{(a)}{=} H(\overleftarrow{Y}_i | U, X_i) \\
 &= H(U_j) \\
 &= (n_{ij} - (\max(\overrightarrow{n}_{ii}, n_{ij}) - \overleftarrow{n}_{ii})^+)^+;
 \end{aligned} \tag{28a}$$

$$\begin{aligned}
 \theta_{2,i} &= I(\overrightarrow{Y}_i; U, U_j, V_j, X_i) \\
 &\stackrel{(b)}{=} H(\overrightarrow{Y}_i) \\
 &= \max(\overrightarrow{n}_{ii}, n_{ij});
 \end{aligned} \tag{28b}$$

$$\begin{aligned}
 \theta_{3,i} &= I(\vec{\mathbf{Y}}_i; \mathbf{V}_j | \mathbf{U}, \mathbf{U}_j, \mathbf{X}_i) \\
 &\stackrel{(b)}{=} H(\vec{\mathbf{Y}}_i | \mathbf{U}, \mathbf{U}_j, \mathbf{X}_i) \\
 &= H(\mathbf{V}_j) \\
 &= \min(n_{ij}, (\max(\vec{n}_{ii}, n_{ij}) - \overleftarrow{n}_{ii})^+); \tag{28c}
 \end{aligned}$$

$$\begin{aligned}
 \theta_{4,i} &= I(\vec{\mathbf{Y}}_i; \mathbf{X}_i | \mathbf{U}, \mathbf{U}_i, \mathbf{U}_j, \mathbf{V}_i, \mathbf{V}_j) \\
 &\stackrel{(b)}{=} H(\vec{\mathbf{Y}}_i | \mathbf{U}, \mathbf{U}_i, \mathbf{U}_j, \mathbf{V}_i, \mathbf{V}_j) \\
 &= H(\mathbf{X}_{i,P}) \\
 &= (\vec{n}_{ii} - n_{ji})^+; \text{ and} \tag{28d}
 \end{aligned}$$

$$\begin{aligned}
 \theta_{5,i} &= I(\vec{\mathbf{Y}}_i; \mathbf{V}_j, \mathbf{X}_i | \mathbf{U}, \mathbf{U}_i, \mathbf{U}_j, \mathbf{V}_i) \\
 &\stackrel{(b)}{=} H(\vec{\mathbf{Y}}_i | \mathbf{U}, \mathbf{U}_i, \mathbf{U}_j, \mathbf{V}_i) \\
 &= \max(\dim \mathbf{X}_{i,P}, \dim \mathbf{V}_j) \\
 &= \max((\vec{n}_{ii} - n_{ji})^+, \min(n_{ij}, (\max(\vec{n}_{ii}, n_{ij}) - \overleftarrow{n}_{ii})^+)), \tag{28e}
 \end{aligned}$$

where

(a) follows from the fact that $H(\vec{\mathbf{Y}}_i | \mathbf{U}, \mathbf{U}_j, \mathbf{X}_i) = 0$; and

(b) follows from the fact that $H(\vec{\mathbf{Y}}_i | \mathbf{U}, \mathbf{U}_j, \mathbf{V}_j, \mathbf{X}_i) = 0$.

For the calculation of the last two mutual information terms in inequalities (24f) and (24g), special notation is used. Let for instance the vector \mathbf{V}_i be the concatenation of the vectors $\mathbf{X}_{i,HA}$ and $\mathbf{X}_{i,HB}$, i.e., $\mathbf{V}_i = (\mathbf{X}_{i,HA}, \mathbf{X}_{i,HB})$. The vector $\mathbf{X}_{i,HA}$ is the part of \mathbf{V}_i that is seen in both receivers. The vector $\mathbf{X}_{i,HB}$ is the part of \mathbf{V}_i that is exclusively seen in receiver j (see Figure 16). Note that $H(\mathbf{V}_i) = H(\mathbf{X}_{i,HA}) + H(\mathbf{X}_{i,HB})$. Note also that the vectors $\mathbf{X}_{i,HA}$ and $\mathbf{X}_{i,HB}$ possess the following dimensions:

$$\begin{aligned}
 \dim \mathbf{X}_{i,HA} &= \min(n_{ji}, (\max(\vec{n}_{jj}, n_{ji}) - \overleftarrow{n}_{jj})^+) - \min((n_{ji} - \vec{n}_{ii})^+, (\max(\vec{n}_{jj}, n_{ji}) - \overleftarrow{n}_{jj})^+) \\
 \dim \mathbf{X}_{i,HB} &= \min((n_{ji} - \vec{n}_{ii})^+, (\max(\vec{n}_{jj}, n_{ji}) - \overleftarrow{n}_{jj})^+).
 \end{aligned}$$

Using this notation, the following holds

$$\begin{aligned}
 \theta_{6,i} &= I(\vec{\mathbf{Y}}_i; \mathbf{X}_i | \mathbf{U}, \mathbf{U}_i, \mathbf{U}_j, \mathbf{V}_j) \\
 &\stackrel{(c)}{=} H(\vec{\mathbf{Y}}_i | \mathbf{U}, \mathbf{U}_i, \mathbf{U}_j, \mathbf{V}_j) \\
 &= H(\mathbf{X}_{i,HA}, \mathbf{X}_{i,P}) \\
 &= \dim \mathbf{X}_{i,HA} + \dim \mathbf{X}_{i,P} \\
 &= \min(n_{ji}, (\max(\vec{n}_{jj}, n_{ji}) - \overleftarrow{n}_{jj})^+) - \min((n_{ji} - \vec{n}_{ii})^+, (\max(\vec{n}_{jj}, n_{ji}) - \overleftarrow{n}_{jj})^+) \\
 &\quad + (\vec{n}_{ii} - n_{ji})^+; \text{ and} \tag{28f}
 \end{aligned}$$

$$\begin{aligned}
 \theta_{7,i} &= I(\vec{Y}_i; \mathbf{V}_j, \mathbf{X}_i | \mathbf{U}, \mathbf{U}_i, \mathbf{U}_j) \\
 &= I(\vec{Y}_i; \mathbf{X}_i | \mathbf{U}, \mathbf{U}_i, \mathbf{U}_j) + I(\vec{Y}_i; \mathbf{V}_j | \mathbf{U}, \mathbf{U}_i, \mathbf{U}_j, \mathbf{X}_i) \\
 &= I(\vec{Y}_i; \mathbf{X}_i | \mathbf{U}, \mathbf{U}_i, \mathbf{U}_j) + I(\vec{Y}_i; \mathbf{V}_j | \mathbf{U}, \mathbf{U}_j, \mathbf{X}_i) \\
 &\stackrel{(c)}{=} H(\vec{Y}_i | \mathbf{U}, \mathbf{U}_i, \mathbf{U}_j) \\
 &= \max(H(\mathbf{V}_j), H(\mathbf{X}_{i,HA}) + H(\mathbf{X}_{i,P})) \\
 &= \max(\dim \mathbf{V}_j, \dim \mathbf{X}_{i,HA} + \dim \mathbf{X}_{i,P}) \\
 &= \max(\min(n_{ij}, (\max(\vec{n}_{ii}, n_{ij}) - \overleftarrow{n}_{ii})^+), \min(n_{ji}, (\max(\vec{n}_{jj}, n_{ji}) - \overleftarrow{n}_{jj})^+)) \\
 &\quad - \min((n_{ji} - \vec{n}_{ii})^+, (\max(\vec{n}_{jj}, n_{ji}) - \overleftarrow{n}_{jj})^+) + (\vec{n}_{ii} - n_{ji})^+; \tag{28g}
 \end{aligned}$$

where

(c) follows from the fact that $H(\vec{Y}_i | \mathbf{U}, \mathbf{U}_j, \mathbf{V}_j, \mathbf{X}_i) = 0$.

Finally, plugging (28) into (25) (after some trivial manipulations) yields the system of inequalities in Theorem 1.

Finally, note that the sum-rate bound in (25c) can be simplified as follows

$$R_1 + R_2 \leq \min(\theta_{2,1} + \theta_{4,2}, \theta_{4,1} + \theta_{2,2}, \theta_{1,1} + \theta_{5,1} + \theta_{1,2} + \theta_{5,2}). \tag{29}$$

This is mainly because $\max(\theta_{2,1} + \theta_{4,2}, \theta_{4,1} + \theta_{2,2}, \theta_{1,1} + \theta_{5,1} + \theta_{1,2} + \theta_{5,2}) \leq \min(\theta_{2,1} + a_{6,2}, \theta_{6,1} + \theta_{2,2}, \theta_{1,1} + \theta_{3,1} + \theta_{4,1} + \theta_{1,2} + \theta_{5,2}, \theta_{1,1} + \theta_{7,1} + \theta_{1,2} + \theta_{5,2}, \theta_{1,1} + \theta_{4,1} + \theta_{1,2} + \theta_{7,2}, \theta_{1,1} + \theta_{5,1} + \theta_{1,2} + \theta_{3,2} + \theta_{4,2}, \theta_{1,1} + \theta_{7,1} + \theta_{1,2} + \theta_{4,2})$.

B Proof of Converse

This appendix provides a converse proof for Theorem 1. Inequalities (9a) and (9c) correspond to the minimum cut-set bound [17] and the sum-rate bound for the case of the two-user LD-IC-POF. The proofs of these bounds are presented in [4]. The rest of this appendix provides a proof of the inequalities (9b), (9d) and (9e).

Notation. For all $i \in \{1, 2\}$, the channel input $\mathbf{X}_{i,n}$ of the LD-IC-NOF in (2) for any channel use $n \in \{1, 2, \dots, N\}$ is a q -dimensional vector, with q in (1), that can be written as the concatenation of four vectors: $\mathbf{X}_{i,C,n}$, $\mathbf{X}_{i,P,n}$, $\mathbf{X}_{i,D,n}$, and $\mathbf{X}_{i,Q,n}$, i.e., $\mathbf{X}_{i,n} = \left(\mathbf{X}_{i,C,n}^\top, \mathbf{X}_{i,P,n}^\top, \mathbf{X}_{i,D,n}^\top, \mathbf{X}_{i,Q,n}^\top \right)^\top$, as shown in Fig. 17. Note that this notation is independent of the feedback parameters \overleftarrow{n}_{11} and \overleftarrow{n}_{22} , and it holds for all $n \in \{1, 2, \dots, N\}$. More specifically,

$\mathbf{X}_{i,C,n}$ represents the bits of $\mathbf{X}_{i,n}$ that are observed by both receivers. Then,

$$\dim \mathbf{X}_{i,C,n} = \min(\overrightarrow{n}_{ii}, n_{ji}); \quad (30a)$$

$\mathbf{X}_{i,P,n}$ represents the bits of $\mathbf{X}_{i,n}$ that are observed only at receiver i . Then,

$$\dim \mathbf{X}_{i,P,n} = (\overrightarrow{n}_{ii} - n_{ji})^+; \quad (30b)$$

$\mathbf{X}_{i,D,n}$ represents the bits of $\mathbf{X}_{i,n}$ that are observed only at receiver j . Then,

$$\dim \mathbf{X}_{i,D,n} = (n_{ji} - \overrightarrow{n}_{ii})^+; \text{ and} \quad (30c)$$

$\mathbf{X}_{i,Q,n} = (0, \dots, 0)^\top$ is included for dimensional matching of the model in (3). Then,

$$\dim \mathbf{X}_{i,Q,n} = q - \max(\overrightarrow{n}_{ii}, n_{ji}). \quad (30d)$$

The bits $\mathbf{X}_{i,Q,n}$ are fixed and thus do not carry any information. Hence, the following holds

$$\begin{aligned} H(\mathbf{X}_{i,n}) &= H(\mathbf{X}_{i,C,n}, \mathbf{X}_{i,P,n}, \mathbf{X}_{i,D,n}, \mathbf{X}_{i,Q,n}) \\ &= H(\mathbf{X}_{i,C,n}, \mathbf{X}_{i,P,n}, \mathbf{X}_{i,D,n}) \\ &\leq \dim \mathbf{X}_{i,C,n} + \dim \mathbf{X}_{i,P,n} + \dim \mathbf{X}_{i,D,n}. \end{aligned} \quad (30e)$$

Note that vectors $\mathbf{X}_{i,P,n}$ and $\mathbf{X}_{i,D,n}$ do not exist simultaneously. The former exists when $\overrightarrow{n}_{ii} > n_{ji}$, while the latter exists when $\overrightarrow{n}_{ii} < n_{ji}$. Moreover, the dimension of $\mathbf{X}_{i,n}$ satisfies

$$\begin{aligned} \dim \mathbf{X}_{i,n} &= \dim \mathbf{X}_{i,C,n} + \dim \mathbf{X}_{i,P,n} + \dim \mathbf{X}_{i,D,n} + \dim \mathbf{X}_{i,Q,n} \\ &= q. \end{aligned} \quad (30f)$$

When feedback is taken into account, an alternative notation is needed. Let $\mathbf{X}_{i,D,n}$ be written in terms of $\mathbf{X}_{i,DF,n}$ and $\mathbf{X}_{i,DG,n}$, i.e., $\mathbf{X}_{i,D,n} = \left(\mathbf{X}_{i,DF,n}^\top, \mathbf{X}_{i,DG,n}^\top \right)^\top$. The vector $\mathbf{X}_{i,DF,n}$ represents the bits of $\mathbf{X}_{i,D,n}$ that are above the noise level in the feedback link from receiver j to transmitter j ; and $\mathbf{X}_{i,DG,n}$ represents the bits of $\mathbf{X}_{i,D,n}$ that are below the noise level in the feedback link from receiver j to transmitter j , as shown in Fig. 17. The dimension of vectors $\mathbf{X}_{i,DF,n}$ and $\mathbf{X}_{i,DG,n}$ are defined as follows:

$$\begin{aligned} \dim \mathbf{X}_{i,DF,n} &= \min \left((n_{ji} - \overrightarrow{n}_{ii})^+, \left(\overleftarrow{n}_{jj} - \overrightarrow{n}_{ii} - \min \left((\overrightarrow{n}_{jj} - n_{ji})^+, n_{ij} \right) \right. \right. \\ &\quad \left. \left. - \left((\overrightarrow{n}_{jj} - n_{ij})^+ - n_{ji} \right)^+ \right)^+ \right) \text{ and} \end{aligned} \quad (31a)$$

$$\dim \mathbf{X}_{i,DG,n} = \dim \mathbf{X}_{i,D,n} - \dim \mathbf{X}_{i,DF,n}. \quad (31b)$$

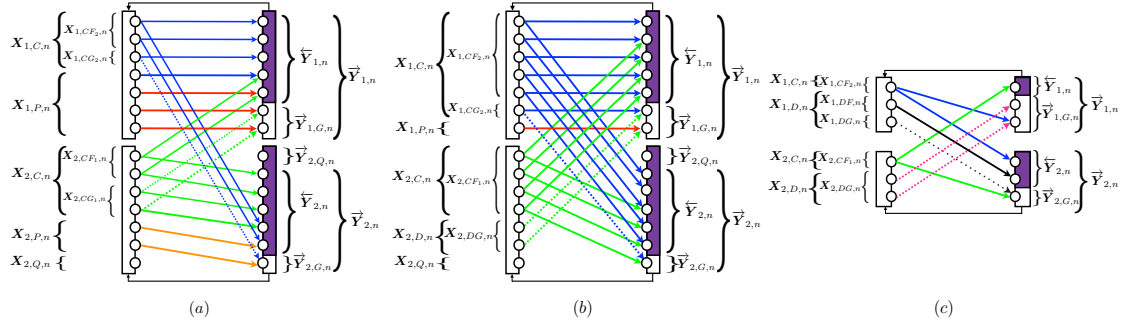


Figure 17: Notation of the channel inputs and the channel outputs when channel-output feedback is considered.

Let $\mathbf{X}_{i,C,n}$ be written in terms of $\mathbf{X}_{i,CF_j,n}$ and $\mathbf{X}_{i,CG_j,n}$, i.e., $\mathbf{X}_{i,C,n} = \left(\mathbf{X}_{i,CF_j,n}^\top, \mathbf{X}_{i,CG_j,n}^\top \right)^\top$. The vector $\mathbf{X}_{i,CF_j,n}$ represents the bits of $\mathbf{X}_{i,C,n}$ that are above the noise level in the feedback link from receiver j to transmitter j ; and $\mathbf{X}_{i,CG_j,n}$ represents the bits of $\mathbf{X}_{i,C,n}$ that are below the noise level in the feedback link from receiver j to transmitter j , as shown in Fig. 17. Let also, the dimension of vector $\left(\mathbf{X}_{i,CF_j,n}^\top, \mathbf{X}_{i,DF,n}^\top \right)$ be defined as follows

$$\dim \left(\left(\mathbf{X}_{i,CF_j,n}^\top, \mathbf{X}_{i,DF,n}^\top \right) \right) = \left(\min(\overleftarrow{n}_{jj}, \max(\overrightarrow{n}_{jj}, n_{ji})) - (\overrightarrow{n}_{jj} - n_{ji})^+ \right)^+. \quad (32)$$

The dimension of vectors $\mathbf{X}_{i,CF_j,n}$ and $\mathbf{X}_{i,CG_j,n}$ can be obtained as follows

$$\begin{aligned} \dim \mathbf{X}_{i,CF_j,n} &= \dim \left(\left(\mathbf{X}_{i,CF_j,n}^\top, \mathbf{X}_{i,DF,n}^\top \right) \right) - \dim \mathbf{X}_{i,DF,n}, \\ \text{and} \end{aligned} \quad (33a)$$

$$\dim \mathbf{X}_{i,CG_j,n} = \dim \mathbf{X}_{i,C,n} - \dim \mathbf{X}_{i,CF_j,n}. \quad (33b)$$

More generally, when needed, the vector $\mathbf{X}_{iF_k,n}$ is used to represent the bits of $\mathbf{X}_{i,n}$ that are above the noise level in the feedback link from receiver k to transmitter k , with $k \in \{1, 2\}$. The vector $\mathbf{X}_{iG_k,n}$ is used to represent the bits of $\mathbf{X}_{i,n}$ that are below the noise level in the feedback link from receiver k to transmitter k .

The vector $\mathbf{X}_{i,U,n}$ is used to represent the bits of vector $\mathbf{X}_{i,n}$ that interfere with bits of $\mathbf{X}_{j,C,n}$ at receiver j and those bits of $\mathbf{X}_{i,n}$ that are observed by receiver j and do not interfere any bits from transmitter j . An example is shown in Fig. 18.

Based on its definition, the dimension of vector $\mathbf{X}_{i,U,n}$ is

$$\dim \mathbf{X}_{i,U,n} = \min(\overrightarrow{n}_{jj}, n_{ij}) - \min \left((\overrightarrow{n}_{jj} - n_{ji})^+, n_{ij} \right) + (n_{ji} - \overrightarrow{n}_{jj})^+. \quad (34)$$

Finally, for all $i \in \{1, 2\}$, with $j \in \{1, 2\} \setminus \{i\}$, the channel output $\vec{\mathbf{Y}}_{i,n}$ of the LD-IC-NOF in (2) for any channel use $n \in \{1, 2, \dots, N\}$ is a q -dimensional vector, with q in (1), that can be written as the concatenation of three vectors: $\vec{\mathbf{Y}}_{i,n}$, $\vec{\mathbf{Y}}_{i,G,n}$, and $\vec{\mathbf{Y}}_{i,Q,n}$, i.e., $\vec{\mathbf{Y}}_{i,n} = \left(\vec{\mathbf{Y}}_{i,n}^\top, \vec{\mathbf{Y}}_{i,G,n}^\top, \vec{\mathbf{Y}}_{i,Q,n}^\top \right)^\top$, as shown in Fig. 17. More specifically, the vector $\vec{\mathbf{Y}}_{i,n}$ contains the bits that are above the noise level in the feedback link from receiver i to transmitter i . Then,

$$\dim \vec{\mathbf{Y}}_{i,n} = \min \left(\overleftarrow{n}_{ii}, \max(\overrightarrow{n}_{ii}, n_{ij}) \right). \quad (35a)$$

The vector $\vec{\mathbf{Y}}_{i,G,n}$ contains the bits that are below the noise level in the feedback link from receiver i to transmitter i . Then,

$$\dim \vec{\mathbf{Y}}_{i,G,n} = \left(\max(\vec{n}_{ii}, n_{ij}) - \overleftarrow{n}_{ii} \right)^+. \quad (35b)$$

The vector $\vec{\mathbf{Y}}_{i,Q,n} = (0, \dots, 0)$ is included for dimensional matching with the model in (3). Then,

$$\begin{aligned} H(\vec{\mathbf{Y}}_{i,n}) &= H(\overleftarrow{\mathbf{Y}}_{i,n}, \vec{\mathbf{Y}}_{i,G,n}, \vec{\mathbf{Y}}_{i,Q,n}) \\ &= H(\overleftarrow{\mathbf{Y}}_{i,n}, \vec{\mathbf{Y}}_{i,G,n}) \\ &\leq \dim \overleftarrow{\mathbf{Y}}_{i,n} + \dim \vec{\mathbf{Y}}_{i,G,n}. \end{aligned} \quad (35c)$$

The dimension of $\vec{\mathbf{Y}}_{i,n}$ satisfies $\dim \vec{\mathbf{Y}}_{i,n} = q$.

Using this notation, the proof continues as follows.

Proof of (9b): First, consider $n_{ji} \leq \vec{n}_{ii}$, i.e., vector $\mathbf{X}_{i,P,n}$ exists and vector $\mathbf{X}_{i,D,n}$ does not exist. From the assumption that the message index W_i is i.i.d. following a uniform distribution over the set \mathcal{W}_i , the following holds

$$\begin{aligned} NR_i &= H(W_i) \\ &\stackrel{(a)}{=} H(W_i | W_j) \\ &\stackrel{(b)}{\leq} I(W_i; \vec{\mathbf{Y}}_i, \overleftarrow{\mathbf{Y}}_j | W_j) + N\delta(N) \\ &= H(\vec{\mathbf{Y}}_i, \overleftarrow{\mathbf{Y}}_j | W_j) + N\delta(N) \\ &\stackrel{(c)}{=} \sum_{n=1}^N H(\vec{\mathbf{Y}}_{i,n}, \overleftarrow{\mathbf{Y}}_{j,n} | W_j, \vec{\mathbf{Y}}_{i,(1:n-1)}, \overleftarrow{\mathbf{Y}}_{j,(1:n-1)}, \mathbf{X}_{j,n}) + N\delta(N) \\ &\leq \sum_{n=1}^N H(\mathbf{X}_{i,n}, \overleftarrow{\mathbf{Y}}_{j,n} | \mathbf{X}_{j,n}) + N\delta(N) \\ &\leq \sum_{n=1}^N H(\mathbf{X}_{i,n}) + N\delta(N) \\ &= NH(\mathbf{X}_{i,n}) + N\delta(N), \text{ for any } n \in \{1, 2, \dots, N\} \\ &\leq N(\dim \mathbf{X}_{i,C,n} + \dim \mathbf{X}_{i,P,n}) + N\delta(N), \end{aligned} \quad (36)$$

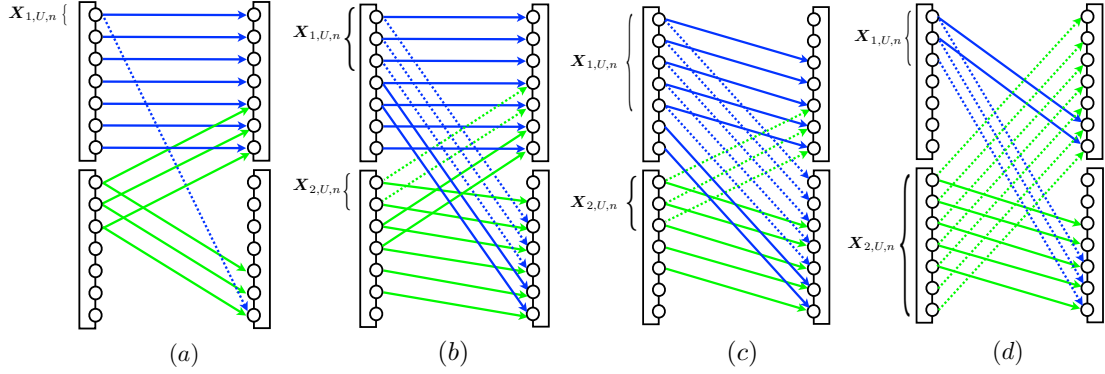
where,

(a) follows from the fact that W_1 and W_2 are independent;

(b) follows from Fano's inequality;

(c) follows from the fact that $\mathbf{X}_{j,n} = f_j^{(n)}(W_j, \overleftarrow{\mathbf{Y}}_{j,(1:n-1)})$.

Second, consider the case in which $n_{ji} > \vec{n}_{ii}$. In this case the vector $\mathbf{X}_{i,P,n}$ does not exist and the vector $\mathbf{X}_{i,D,n}$ exists. From the assumption that the message index W_i is i.i.d. following a uniform distribution over the set \mathcal{W}_i , hence the following holds


 Figure 18: Vector $\mathbf{X}_{i,U,n}$ in different combination of interference regimes.

$$\begin{aligned}
 NR_i &= H(W_i) \\
 &\stackrel{(a)}{=} H(W_i|W_j) \\
 &\stackrel{(b)}{\leq} I(W_i; \vec{\mathbf{Y}}_i, \overleftarrow{\mathbf{Y}}_j|W_j) + N\delta(N) \\
 &= H(\vec{\mathbf{Y}}_i, \overleftarrow{\mathbf{Y}}_j|W_j) + N\delta(N) \\
 &\stackrel{(c)}{=} \sum_{n=1}^N H(\vec{\mathbf{Y}}_{i,n}, \overleftarrow{\mathbf{Y}}_{j,n}|W_j, \vec{\mathbf{Y}}_{i,(1:n-1)}, \overleftarrow{\mathbf{Y}}_{j,(1:n-1)}, \mathbf{X}_{j,n}) + N\delta(N) \\
 &\leq \sum_{n=1}^N H(\mathbf{X}_{i,C,n}, \mathbf{X}_{i,CF,n}, \mathbf{X}_{i,DF,n}) + N\delta(N) \\
 &= \sum_{n=1}^N H(\mathbf{X}_{i,C,n}, \mathbf{X}_{i,DF,n}) + N\delta(N) \\
 &= NH(\mathbf{X}_{i,C,n}, \mathbf{X}_{i,DF,n}) + N\delta(N), \text{ for any } n \in \{1, 2, \dots, N\} \\
 &\leq N(\dim \mathbf{X}_{i,C,n} + \dim \mathbf{X}_{i,DF,n}) + N\delta(N).
 \end{aligned} \tag{37}$$

Then, (36) and (37) can be expressed as one inequality in the asymptotic regime, as follows

$$R_i \leq \dim \mathbf{X}_{i,C,n} + \dim \mathbf{X}_{i,P,n} + \dim \mathbf{X}_{i,DF,n}, \tag{38}$$

which holds for any $n \in \{1, 2, \dots, N\}$.

Plugging (30a), (30b), and (31a) in (38), and after some trivial manipulations, the following holds

$$R_i \leq \min \left(\max(\vec{n}_{ii}, n_{ji}), \max \left(\vec{n}_{ii}, \overleftarrow{n}_{jj} - (\vec{n}_{jj} - n_{ji})^+ \right) \right). \tag{39}$$

This completes the proof of (9b).

Proof of (9d): From the assumption that the message indices W_1 and W_2 are i.i.d. following a uniform distribution over the sets \mathcal{W}_1 and \mathcal{W}_2 respectively, the following holds

$$\begin{aligned}
N(R_1 + R_2) &= H(W_1) + H(W_2) \\
&\stackrel{(a)}{\leq} I(W_1; \vec{Y}_1, \overleftarrow{Y}_1) + I(W_2; \vec{Y}_2, \overleftarrow{Y}_2) + N\delta(N) \\
&\leq H(\vec{Y}_1) - H(\overleftarrow{Y}_1|W_1) - H(\mathbf{X}_{2,C}|W_1, \overleftarrow{Y}_1, \mathbf{X}_1) + H(\vec{Y}_2) - H(\overleftarrow{Y}_2|W_2) \\
&\quad - H(\mathbf{X}_{1,C}|W_2, \overleftarrow{Y}_2, \mathbf{X}_2) + N\delta(N) \\
&= H(\vec{Y}_1) - H(\overleftarrow{Y}_1|W_1) - H(\mathbf{X}_{2,C}, \mathbf{X}_{1,U}|W_1, \overleftarrow{Y}_1, \mathbf{X}_1) + H(\vec{Y}_2) - H(\overleftarrow{Y}_2|W_2) \\
&\quad - H(\mathbf{X}_{1,C}, \mathbf{X}_{2,U}|W_2, \overleftarrow{Y}_2, \mathbf{X}_2) + N\delta(N) \\
&= H(\vec{Y}_1) + \left[I(\mathbf{X}_{2,C}, \mathbf{X}_{1,U}; W_1, \overleftarrow{Y}_1) - H(\mathbf{X}_{2,C}, \mathbf{X}_{1,U}) \right] + H(\vec{Y}_2) \\
&\quad + \left[I(\mathbf{X}_{1,C}, \mathbf{X}_{2,U}; W_2, \overleftarrow{Y}_2) - H(\mathbf{X}_{1,C}, \mathbf{X}_{2,U}) \right] - H(\overleftarrow{Y}_1|W_1) - H(\overleftarrow{Y}_2|W_2) \\
&\quad + N\delta(N) \\
&\stackrel{(b)}{=} H(\vec{Y}_1|\mathbf{X}_{1,C}, \mathbf{X}_{2,U}) - H(\mathbf{X}_{1,C}, \mathbf{X}_{2,U}|\vec{Y}_1) + H(\vec{Y}_2|\mathbf{X}_{2,C}, \mathbf{X}_{1,U}) \\
&\quad - H(\mathbf{X}_{2,C}, \mathbf{X}_{1,U}|\vec{Y}_2) + I(\mathbf{X}_{2,C}, \mathbf{X}_{1,U}; W_1, \overleftarrow{Y}_1) + I(\mathbf{X}_{1,C}, \mathbf{X}_{2,U}; W_2, \overleftarrow{Y}_2) \\
&\quad - H(\overleftarrow{Y}_1|W_1) - H(\overleftarrow{Y}_2|W_2) + N\delta(N) \\
&\leq H(\vec{Y}_1|\mathbf{X}_{1,C}, \mathbf{X}_{2,U}) + H(\vec{Y}_2|\mathbf{X}_{2,C}, \mathbf{X}_{1,U}) + I(\mathbf{X}_{2,C}, \mathbf{X}_{1,U}; W_1, \overleftarrow{Y}_1) \\
&\quad + I(\mathbf{X}_{1,C}, \mathbf{X}_{2,U}; W_2, \overleftarrow{Y}_2) - H(\overleftarrow{Y}_1|W_1) - H(\overleftarrow{Y}_2|W_2) + N\delta(N) \\
&\leq H(\vec{Y}_1|\mathbf{X}_{1,C}, \mathbf{X}_{2,U}) + H(\vec{Y}_2|\mathbf{X}_{2,C}, \mathbf{X}_{1,U}) + I(\mathbf{X}_{2,C}, \mathbf{X}_{1,U}, W_2, \overleftarrow{Y}_2; W_1, \overleftarrow{Y}_1) \\
&\quad + I(\mathbf{X}_{1,C}, \mathbf{X}_{2,U}, W_1, \overleftarrow{Y}_1; W_2, \overleftarrow{Y}_2) - H(\overleftarrow{Y}_1|W_1) - H(\overleftarrow{Y}_2|W_2) + N\delta(N) \\
&= H(\vec{Y}_1|\mathbf{X}_{1,C}, \mathbf{X}_{2,U}) + H(\vec{Y}_2|\mathbf{X}_{2,C}, \mathbf{X}_{1,U}) + I(W_2; W_1, \overleftarrow{Y}_1) \\
&\quad + I(\mathbf{X}_{2,C}, \mathbf{X}_{1,U}, \overleftarrow{Y}_2; W_1, \overleftarrow{Y}_1|W_2) + I(W_1; W_2, \overleftarrow{Y}_2) \\
&\quad + I(\mathbf{X}_{1,C}, \mathbf{X}_{2,U}, \overleftarrow{Y}_1; W_2, \overleftarrow{Y}_2|W_1) - H(\overleftarrow{Y}_1|W_1) - H(\overleftarrow{Y}_2|W_2) + N\delta(N) \\
&\stackrel{(c)}{=} H(\vec{Y}_1|\mathbf{X}_{1,C}, \mathbf{X}_{2,U}) + H(\vec{Y}_2|\mathbf{X}_{2,C}, \mathbf{X}_{1,U}) + H(W_1) + H(\overleftarrow{Y}_1|W_1) \\
&\quad - H(W_1|W_2) - H(\overleftarrow{Y}_1|W_2, W_1) + H(\mathbf{X}_{2,C}, \mathbf{X}_{1,U}, \overleftarrow{Y}_2|W_2) + H(W_2) \\
&\quad + H(\overleftarrow{Y}_2|W_2) - H(W_2|W_1) - H(\overleftarrow{Y}_2|W_1, W_2) + H(\mathbf{X}_{1,C}, \mathbf{X}_{2,U}, \overleftarrow{Y}_1|W_1) \\
&\quad - H(\overleftarrow{Y}_1|W_1) - H(\overleftarrow{Y}_2|W_2) + N\delta(N) \\
&\leq H(\vec{Y}_1|\mathbf{X}_{1,C}, \mathbf{X}_{2,U}) + H(\vec{Y}_2|\mathbf{X}_{2,C}, \mathbf{X}_{1,U}) + H(\mathbf{X}_{2,C}, \mathbf{X}_{1,U}, \overleftarrow{Y}_2|W_2) \\
&\quad + H(\mathbf{X}_{1,C}, \mathbf{X}_{2,U}, \overleftarrow{Y}_1|W_1) + N\delta(N) \\
&= \sum_{n=1}^N \left[H(\vec{Y}_{1,n}|\mathbf{X}_{1,C}, \mathbf{X}_{2,U}, \vec{Y}_{1,(1:n-1)}) + H(\vec{Y}_{2,n}|\mathbf{X}_{2,C}, \mathbf{X}_{1,U}, \vec{Y}_{2,(1:n-1)}) \right. \\
&\quad + H(\mathbf{X}_{2,C,n}, \mathbf{X}_{1,U,n}, \overleftarrow{Y}_{2,n}|W_2, \mathbf{X}_{2,C,(1:n-1)}, \mathbf{X}_{1,U,(1:n-1)}, \overleftarrow{Y}_{2,(1:n-1)}) \\
&\quad \left. + H(\mathbf{X}_{1,C,n}, \mathbf{X}_{2,U,n}, \overleftarrow{Y}_{1,n}|W_1, \mathbf{X}_{1,C,(1:n-1)}, \mathbf{X}_{2,U,(1:n-1)}, \overleftarrow{Y}_{1,(1:n-1)}) \right] + N\delta(N)
\end{aligned}$$

$$\begin{aligned}
&\stackrel{(d)}{=} \sum_{n=1}^N \left[H(\vec{Y}_{1,n} | \mathbf{X}_{1,C}, \mathbf{X}_{2,U}, \vec{Y}_{1,(1:n-1)}) + H(\vec{Y}_{2,n} | \mathbf{X}_{2,C}, \mathbf{X}_{1,U}, \vec{Y}_{2,(1:n-1)}) \right. \\
&\quad + H(\mathbf{X}_{2,C,n}, \mathbf{X}_{1,U,n}, \overleftarrow{Y}_{2,n} | W_2, \mathbf{X}_{2,C,(1:n-1)}, \mathbf{X}_{1,U,(1:n-1)}, \overleftarrow{Y}_{2,(1:n-1)}, \mathbf{X}_{2,(1:n)}) \\
&\quad \left. + H(\mathbf{X}_{1,C,n}, \mathbf{X}_{2,U,n}, \overleftarrow{Y}_{1,n} | W_1, \mathbf{X}_{1,C,(1:n-1)}, \mathbf{X}_{2,U,(1:n-1)}, \overleftarrow{Y}_{1,(1:n-1)}, \mathbf{X}_{1,(1:n)}) \right] + N\delta(N) \\
&\stackrel{(e)}{\leq} \sum_{n=1}^N \left[H(\vec{Y}_{1,n} | \mathbf{X}_{1,C,n}, \mathbf{X}_{2,U,n}) + H(\vec{Y}_{2,n} | \mathbf{X}_{2,C,n}, \mathbf{X}_{1,U,n}) + H(\mathbf{X}_{1,U,n}, \overleftarrow{Y}_{2,n} | \mathbf{X}_{2,n}) \right. \\
&\quad \left. + H(\mathbf{X}_{2,U,n}, \overleftarrow{Y}_{1,n} | \mathbf{X}_{1,n}) \right] + N\delta(N) \\
&\leq \sum_{n=1}^N \left[H(\mathbf{X}_{1,P,n}) + H(\mathbf{X}_{2,P,n}) + H(\mathbf{X}_{1,U,n}, \overleftarrow{Y}_{2,n} | \mathbf{X}_{2,n}) + H(\mathbf{X}_{2,U,n}, \overleftarrow{Y}_{1,n} | \mathbf{X}_{1,n}) \right] + N\delta(N) \\
&\stackrel{(e)}{\leq} N \left[H(\mathbf{X}_{1,P,n}) + H(\mathbf{X}_{2,P,n}) + H(\mathbf{X}_{1,U,n}) + H(\overleftarrow{Y}_2^{(n)} | \mathbf{X}_{2,n}, \mathbf{X}_{1,U,n}) + H(\mathbf{X}_{2,U,n}) \right. \\
&\quad \left. + H(\overleftarrow{Y}_{1,n} | \mathbf{X}_{1,n}, \mathbf{X}_{2,U,n}) \right] + N\delta(N), \text{ for any } n \in \{1, 2, \dots, N\} \\
&= N \left[H(\mathbf{X}_{1,P,n}) + H(\mathbf{X}_{2,P,n}) + H(\mathbf{X}_{1,U,n}) + H(\mathbf{X}_{1,C_{F2},n}, \mathbf{X}_{1,D_{F,n}} | \mathbf{X}_{2,n}, \mathbf{X}_{1,U,n}) \right. \\
&\quad \left. + H(\mathbf{X}_{2,U,n}) + H(\mathbf{X}_{2,C_{F1},n}, \mathbf{X}_{2,D_{F,n}} | \mathbf{X}_{1,n}, \mathbf{X}_{2,U,n}) \right] + N\delta(N) \\
&\leq N \left[H(\mathbf{X}_{1,P,n}) + H(\mathbf{X}_{2,P,n}) + H(\mathbf{X}_{1,U,n}) + H(\mathbf{X}_{1,C_{F2},n}, \mathbf{X}_{1,D_{F,n}} | \mathbf{X}_{1,U,n}) + H(\mathbf{X}_{2,U,n}) \right. \\
&\quad \left. + H(\mathbf{X}_{2,C_{F1},n}, \mathbf{X}_{2,D_{F,n}} | \mathbf{X}_{2,U,n}) \right] + N\delta(N), \\
&\leq N \left[\dim \mathbf{X}_{1,P,n} + \dim \mathbf{X}_{2,P,n} + \dim \mathbf{X}_{1,U,n} + (\dim(\mathbf{X}_{1,C_{F2},n}, \mathbf{X}_{1,D_{F,n}}) - \dim \mathbf{X}_{1,U,n})^+ \right. \\
&\quad \left. + \dim \mathbf{X}_{2,U,n} + (\dim(\mathbf{X}_{2,C_{F1},n}, \mathbf{X}_{2,D_{F,n}}) - \dim \mathbf{X}_{2,U,n})^+ \right] + N\delta(N). \tag{40}
\end{aligned}$$

where,

(a) follows from Fano's inequality;

(b) follows from the fact that $H(Y) - H(X) = H(Y|X) - H(X|Y)$;

(c) follows from the fact that $H(\mathbf{X}_{i,C}, \mathbf{X}_{j,U}, \overleftarrow{Y}_i | W_i, W_j, \overleftarrow{Y}_j) = 0$;

(d) follows from the fact that $\mathbf{X}_{i,n} = f_i^{(n)}(W_i, \overleftarrow{Y}_{i,(1:n-1)})$;

(e) follows from the fact that conditioning reduces the entropy.

Plugging (30b), (32), and (34) in (40) and after some trivial manipulations, the following holds in the asymptotic regime:

$$\begin{aligned}
R_1 + R_2 \leq & \max \left((\vec{n}_{11} - n_{12})^+, n_{21}, \vec{n}_{11} - (\max(\vec{n}_{11}, n_{12}) - \overleftarrow{n}_{11})^+ \right) \\
& + \max \left((\vec{n}_{22} - n_{21})^+, n_{12}, \vec{n}_{22} - (\max(\vec{n}_{22}, n_{21}) - \overleftarrow{n}_{22})^+ \right). \tag{41}
\end{aligned}$$

This completes the proof of (9d).

Proof of (9e): From the assumption that the message indices W_i and W_j are i.i.d. following a uniform distribution over the sets \mathcal{W}_i and \mathcal{W}_j respectively, for all $i \in \{1, 2\}$, with $j \in \{1, 2\} \setminus \{i\}$, the following holds

$$\begin{aligned}
N(2R_i + R_j) &= 2H(W_i) + H(W_j) \\
&\stackrel{(a)}{\leq} I(W_i; \vec{Y}_i, \overleftarrow{Y}_i) + I(W_i; \vec{Y}_i, \overleftarrow{Y}_j | W_j) + I(W_j; \vec{Y}_j, \overleftarrow{Y}_j) + N\delta(N) \\
&\stackrel{(b)}{=} H(\vec{Y}_i) - H(\overleftarrow{Y}_i | W_i) - H(\overleftarrow{Y}_i | W_i, \overleftarrow{Y}_i) + H(\overleftarrow{Y}_i | W_j, \overleftarrow{Y}_j) + H(\overleftarrow{Y}_j) \\
&\quad - H(\overleftarrow{Y}_j | W_j, \overleftarrow{Y}_j) + N\delta(N) \\
&= H(\vec{Y}_i) - H(\overleftarrow{Y}_i | W_i) - H(\mathbf{X}_{j,C}, \mathbf{X}_{j,D} | W_i, \overleftarrow{Y}_i) + H(\overleftarrow{Y}_i | W_j, \overleftarrow{Y}_j) + H(\overleftarrow{Y}_j) \\
&\quad - H(\mathbf{X}_{i,C}, \mathbf{X}_{i,D} | W_j, \overleftarrow{Y}_j) + N\delta(N) \\
&\leq H(\vec{Y}_i) - H(\overleftarrow{Y}_i | W_i) - H(\mathbf{X}_{j,C}, \mathbf{X}_{i,U} | W_i, \overleftarrow{Y}_i) + H(\overleftarrow{Y}_i | W_j, \overleftarrow{Y}_j) + H(\overleftarrow{Y}_j) \\
&\quad - H(\mathbf{X}_{i,C} | W_j, \overleftarrow{Y}_j) + N\delta(N) \\
&\leq H(\vec{Y}_i) - H(\overleftarrow{Y}_i | W_i) + [I(\mathbf{X}_{j,C}, \mathbf{X}_{i,U}; W_i, \overleftarrow{Y}_i) - H(\mathbf{X}_{j,C}, \mathbf{X}_{i,U})] \\
&\quad + H(\overleftarrow{Y}_i, \mathbf{X}_{i,C} | W_j, \overleftarrow{Y}_j) + H(\overleftarrow{Y}_j) - H(\mathbf{X}_{i,C} | W_j, \overleftarrow{Y}_j) + N\delta(N) \\
&= H(\vec{Y}_i) - H(\overleftarrow{Y}_i | W_i) + [I(\mathbf{X}_{j,C}, \mathbf{X}_{i,U}; W_i, \overleftarrow{Y}_i) - H(\mathbf{X}_{j,C}, \mathbf{X}_{i,U})] \\
&\quad + H(\overleftarrow{Y}_i | W_j, \overleftarrow{Y}_j, \mathbf{X}_{i,C}) + H(\overleftarrow{Y}_j) + N\delta(N) \\
&\leq H(\vec{Y}_i) - H(\overleftarrow{Y}_i | W_i) + [I(\mathbf{X}_{j,C}, \mathbf{X}_{i,U}; W_i, \overleftarrow{Y}_i) - H(\mathbf{X}_{j,C}, \mathbf{X}_{i,U})] \\
&\quad + H(\overleftarrow{Y}_i | W_j, \overleftarrow{Y}_j, \mathbf{X}_{i,C}) + H(\overleftarrow{Y}_j, \mathbf{X}_{j,C}, \mathbf{X}_{i,U}) + N\delta(N) \\
&\stackrel{(c)}{=} H(\vec{Y}_i) - H(\overleftarrow{Y}_i | W_i) + I(\mathbf{X}_{j,C}, \mathbf{X}_{i,U}; W_i, \overleftarrow{Y}_i) + H(\overleftarrow{Y}_i | W_j, \overleftarrow{Y}_j, \mathbf{X}_{i,C}) \\
&\quad + H(\overleftarrow{Y}_j | \mathbf{X}_{j,C}, \mathbf{X}_{i,U}) + N\delta(N) \\
&\leq H(\vec{Y}_i) - H(\overleftarrow{Y}_i | W_i) + I(\mathbf{X}_{j,C}, \mathbf{X}_{i,U}, W_j, \overleftarrow{Y}_j; W_i, \overleftarrow{Y}_i) \\
&\quad + H(\overleftarrow{Y}_i | W_j, \overleftarrow{Y}_j, \mathbf{X}_{i,C}) + H(\overleftarrow{Y}_j | \mathbf{X}_{j,C}, \mathbf{X}_{i,U}) + N\delta(N) \\
&\stackrel{(d)}{=} H(\vec{Y}_i) - H(\overleftarrow{Y}_i | W_j, W_i) + H(\mathbf{X}_{j,C}, \mathbf{X}_{i,U}, \overleftarrow{Y}_j | W_j) \\
&\quad + H(\overleftarrow{Y}_i | W_j, \overleftarrow{Y}_j, \mathbf{X}_{i,C}) + H(\overleftarrow{Y}_j | \mathbf{X}_{j,C}, \mathbf{X}_{i,U}) + N\delta(N) \\
&\leq H(\vec{Y}_i) + H(\mathbf{X}_{j,C}, \mathbf{X}_{i,U}, \overleftarrow{Y}_j | W_j) + H(\overleftarrow{Y}_i | W_j, \overleftarrow{Y}_j, \mathbf{X}_{i,C}) \\
&\quad + H(\overleftarrow{Y}_j | \mathbf{X}_{j,C}, \mathbf{X}_{i,U}) + N\delta(N) \\
&\leq \sum_{n=1}^N \left[H(\vec{Y}_{i,n}) \right. \\
&\quad + H(\mathbf{X}_{j,C,n}, \mathbf{X}_{i,U,n}, \overleftarrow{Y}_{j,n} | W_j, \mathbf{X}_{j,C,(1:n-1)}, \mathbf{X}_{i,U,(1:n-1)}, \overleftarrow{Y}_{j,(1:n-1)}) \\
&\quad \left. + H(\overleftarrow{Y}_{i,n} | W_j, \overleftarrow{Y}_j, \mathbf{X}_{i,C}, \overleftarrow{Y}_{i,(1:n-1)}) + H(\overleftarrow{Y}_{j,n} | \mathbf{X}_{j,C}, \mathbf{X}_{i,U}, \overleftarrow{Y}_{j,(1:n-1)}) \right] \\
&\quad + N\delta(N) \\
&= \sum_{n=1}^N \left[H(\vec{Y}_{i,n}) \right. \\
&\quad + H(\mathbf{X}_{j,C,n}, \mathbf{X}_{i,U,n}, \overleftarrow{Y}_{j,n} | W_j, \mathbf{X}_{j,C,(1:n-1)}, \mathbf{X}_{i,U,(1:n-1)}, \overleftarrow{Y}_{j,(1:n-1)}, \mathbf{X}_{j,(1:n)}) \\
&\quad + H(\overleftarrow{Y}_{i,n} | W_j, \overleftarrow{Y}_j, \mathbf{X}_{i,C}, \overleftarrow{Y}_{i,(1:n-1)}, \mathbf{X}_{j,(1:n)}) \\
&\quad \left. + H(\overleftarrow{Y}_{j,n} | \mathbf{X}_{j,C}, \mathbf{X}_{i,U}, \overleftarrow{Y}_{j,(1:n-1)}) \right] + N\delta(N)
\end{aligned}$$

$$\begin{aligned}
 &\leq \sum_{n=1}^N \left[H(\vec{Y}_{i,n}) + H(\mathbf{X}_{i,U,n}|\mathbf{X}_{j,n}) + H(\overleftarrow{Y}_{j,n}|\mathbf{X}_{j,n}, \mathbf{X}_{i,U,n}) + H(\vec{Y}_{i,n}|\mathbf{X}_{i,C,n}, \mathbf{X}_{j,n}) \right. \\
 &\quad \left. + H(\vec{Y}_{j,n}|\mathbf{X}_{j,C,n}, \mathbf{X}_{i,U,n}) \right] + N\delta(N) \\
 &\leq N \left[H(\vec{Y}_{i,n}) + H(\mathbf{X}_{i,U,n}) + H(\overleftarrow{Y}_{j,n}|\mathbf{X}_{j,n}, \mathbf{X}_{i,U,n}) + H(\mathbf{X}_{i,P,n}) + H(\mathbf{X}_{j,P,n}) \right] + N\delta(N) \\
 &\quad \text{for any } n \in \{1, 2, \dots, N\} \\
 &= N \left[H(\vec{Y}_{i,n}) + H(\mathbf{X}_{i,U,n}) + H(\mathbf{X}_{i,CF_j,n}, \mathbf{X}_{i,DF,n}|\mathbf{X}_{i,U,n}) + H(\mathbf{X}_{i,P,n}) + H(\mathbf{X}_{j,P,n}) \right] \\
 &\quad + N\delta(N), \\
 &\leq N \left[\dim \overleftarrow{Y}_{i,n} + \dim \vec{Y}_{i,G,n} + \dim \mathbf{X}_{i,U,n} + (\dim(\mathbf{X}_{i,CF_j,n}, \mathbf{X}_{i,DF,n}) - \dim \mathbf{X}_{i,U,n})^+ \right. \\
 &\quad \left. + \dim \mathbf{X}_{i,P,n} + \dim \mathbf{X}_{j,P,n} \right] + N\delta(N), \tag{42}
 \end{aligned}$$

where,

(a) follows from Fano's inequality;

(b) follows from the fact that $H(\vec{Y}_i, \overleftarrow{Y}_j|W_i, W_j) = 0$;

(c) follows from the fact that $H(Y|X) = H(X, Y) - H(X)$;

(d) follows from the fact that $H(\mathbf{X}_{j,C}, \mathbf{X}_{i,U}, \overleftarrow{Y}_j|W_j, W_i, \overleftarrow{Y}_i) = 0$.

Plugging (30b), (32), (34), (35a), and (35b) in (42) and after some trivial manipulations, the following holds in the asymptotic regime:

$$\begin{aligned}
 2R_i + R_j &\leq \max(\vec{n}_{ii}, n_{ji}) + (\vec{n}_{ii} - n_{ij})^+ \\
 &\quad + \max\left((\vec{n}_{jj} - n_{ji})^+, n_{ij}, \vec{n}_{jj} - (\max(\vec{n}_{jj}, n_{ji}) - \overleftarrow{n}_{jj})^+\right). \tag{43}
 \end{aligned}$$

This completes the proof of (9e).

References

- [1] V. Quintero, S. M. Perlaza, and J.-M. Gorce, “Noisy channel-output feedback capacity of the linear deterministic interference channel,” in *Proc. of the IEEE Information Theory Workshop (ITW)*, Jeju Island, Korea, Oct. 2015.
- [2] D. Tuninetti, “On interference channel with generalized feedback (IFC-GF),” in *Proc. of International Symposium on Information Theory (ISIT)*, Nice, France, Jun. 2007, pp. 2661–2665.
- [3] —, “An outer bound region for interference channels with generalized feedback,” in *IEEE Information Theory and Applications Workshop (ITA)*, Feb. 2010, pp. 1–5.
- [4] C. Suh and D. N. C. Tse, “Feedback capacity of the Gaussian interference channel to within 2 bits,” *IEEE Transactions on Information Theory*, vol. 57, no. 5, pp. 2667–2685, May. 2011.
- [5] A. Vahid, C. Suh, and A. S. Avestimehr, “Interference channels with rate-limited feedback,” *IEEE Transactions on Information Theory*, vol. 58, no. 5, pp. 2788–2812, May. 2012.
- [6] S. Yang and D. Tuninetti, “Interference channel with generalized feedback (a.k.a. with source cooperation): Part I: Achievable region,” *IEEE Transactions on Information Theory*, vol. 57, no. 5, pp. 2686–2710, May. 2011.
- [7] S. Mohajer, R. Tandon, and H. V. Poor, “On the feedback capacity of the fully connected-user interference channel,” *IEEE Transactions on Information Theory*, vol. 59, no. 5, pp. 2863–2881, May. 2013.
- [8] V. M. Pabhakaran and P. Viswanath, “Interference channel with source cooperation,” *IEEE Transactions on Information Theory*, vol. 57, no. 1, pp. 156–186, Jan. 2011.
- [9] D. Tuninetti, “An outer bound for the memoryless two-user interference channel with general cooperation,” in *IEEE Information Theory Workshop (ITW)*, Sep. 2012, pp. 217–221.
- [10] A. Sahai, V. Aggarwal, M. Yuksel, and A. Sabharwal, “Capacity of all nine models of channel output feedback for the two-user interference channel,” *IEEE Transactions on Information Theory*, vol. 59, no. 11, pp. 6957–6979, 2013.
- [11] S. M. Perlaza, R. Tandon, H. V. Poor, and Z. Han, “Perfect output feedback in the two-user decentralized interference channel,” *IEEE Transactions on Information Theory*, vol. 61, no. 10, pp. 5441–5462, Oct. 2015.
- [12] S.-Q. Le, R. Tandon, M. Motani, and H. V. Poor, “Approximate capacity region for the symmetric Gaussian interference channel with noisy feedback,” *IEEE Transactions on Information Theory*, vol. 61, no. 7, pp. 3737–3762, Jul. 2015.
- [13] S. Avestimehr, S. Diggavi, and D. N. C. Tse, “Wireless network information flow: A deterministic approach,” *IEEE Transactions on Information Theory*, vol. 57, no. 4, pp. 1872–1905, Apr. 2011.
- [14] G. Bresler and D. N. C. Tse, “The two user Gaussian interference channel: A deterministic view,” *European Transactions on Telecommunications*, vol. 19, no. 4, pp. 333–354, Apr. 2008.

- [15] S. M. Perlaza, R. Tandon, and H. V. Poor, "Symmetric decentralized interference channels with noisy feedback," in *Proc. IEEE Intl. Symposium on Information Theory (ISIT)*, Honolulu, HI, USA, Jun. 2014.
- [16] T. M. Cover and J. A. Thomas, *Elements of Information Theory*. Hoboken, NJ, USA: Wiley-Interscience, 1991.
- [17] C. E. Shannon, "The zero-error capacity of a noisy channel," *IRE Transactions on Information Theory*, vol. 2, no. 3, pp. 8–19, Sep. 1956.



**RESEARCH CENTRE
GRENOBLE – RHÔNE-ALPES**

Inovallée
655 avenue de l'Europe Montbonnot
38334 Saint Ismier Cedex

Publisher
Inria
Domaine de Voluceau - Rocquencourt
BP 105 - 78153 Le Chesnay Cedex
inria.fr

ISSN 0249-0803