



The dual beam spectropluviometer

Nawal Akrou, Laurent Barthès, Aymeric Chazottes, Jean-Yves Delahaye,
Peter Golé, Jacques Lavergnat, Jean-Paul Vinson

► To cite this version:

Nawal Akrou, Laurent Barthès, Aymeric Chazottes, Jean-Yves Delahaye, Peter Golé, et al.. The dual beam spectropluviometer. Journée Scientifique SIRTa 2014, Jun 2014, Palaiseau, France. 2014. hal-01108783

HAL Id: hal-01108783

<https://hal.science/hal-01108783v1>

Submitted on 23 Jan 2015

HAL is a multi-disciplinary open access archive for the deposit and dissemination of scientific research documents, whether they are published or not. The documents may come from teaching and research institutions in France or abroad, or from public or private research centers.

L'archive ouverte pluridisciplinaire **HAL**, est destinée au dépôt et à la diffusion de documents scientifiques de niveau recherche, publiés ou non, émanant des établissements d'enseignement et de recherche français ou étrangers, des laboratoires publics ou privés.

The Dual Beam spectropluviometer (DBS) measures the equivalent diameter, the fall velocity and the time of arrival of raindrops. Its main advantage over previous optical disdrometers is its ability to capture the whole measurement range of atmospheric precipitating particles (down to 0.1mm raindrops).

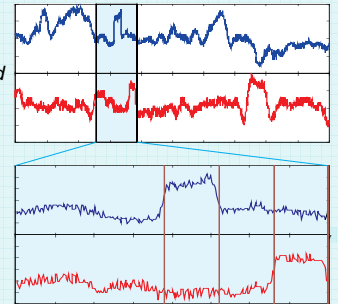
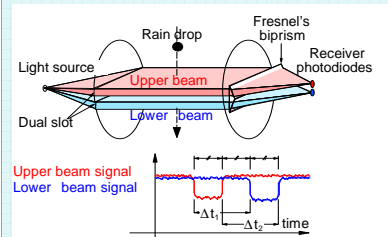
Delahaye et al., A dual beam spectropluviometer concept, Journal of Hydrology , 2006.

TECHNICAL CHOICES

MEASUREMENT GOALS	METHODS USED
DIAMETER Down to 0.1 mm	<ul style="list-style-type: none"> 2 thin (2 mm) and closely spaced (2 mm) flat beams ($L \times l = 250 \times 40$ mm) at $\lambda=0.8\mu\text{m}$. 16-bit digitization oversampled at 40 kHz and averaged to 10 kHz for noise reduction. Software : <ul style="list-style-type: none"> slope detection baseline = averages before and after slope change correction for drops larger than beam thickness likelihood test by comparing 2 channels Quality flag for small diameters.
FALL VELOCITY Optimized	<ul style="list-style-type: none"> Averaging of Δt_1 and Δt_2 (see diagram above). Interpolation for high velocities.
TIME STAMPING OF DROPS 1 millisecond	<ul style="list-style-type: none"> Clocking: sensor's sampling frequency used between PC times inserted at beginning and end of files.
ERROR REDUCTION	<ul style="list-style-type: none"> Sunlight rejection filter. Air circulation pump. Water draining slots above windows. Very rigid cast iron support ring. Anti-splash circular ribs and scouring rolls. Internal vanes. Heated electronics and Moisture absorbers.
ERROR DETECTION	<ul style="list-style-type: none"> Self-test for monitoring baselines, synchronization, and window cleanness Reciprocating 0.4 mm diameter rod within beam triggered daily or manually and motor driven. Induced signal variations recorded to self-test file.

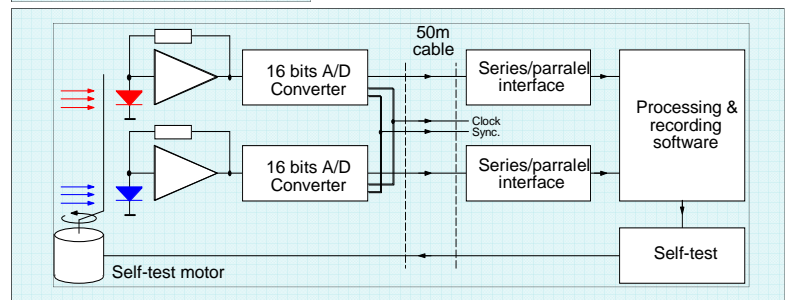
PRINCIPLE

A rain drop falls through both, upper and lower, beams disrupting the optical signal. The processing algorithm allows the simultaneous detection of the drop diameter and fall velocity at precisely defined arrival time.



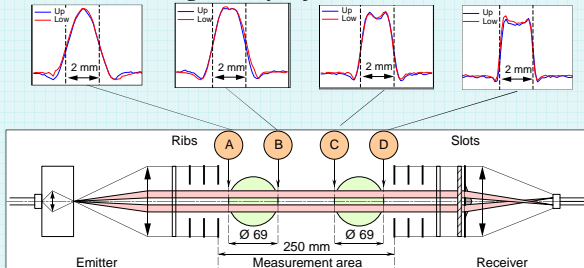
Outdoor measurement signals with a small isolated drop: 0.2mm and 0.89 m/s

BLOC DIAGRAM

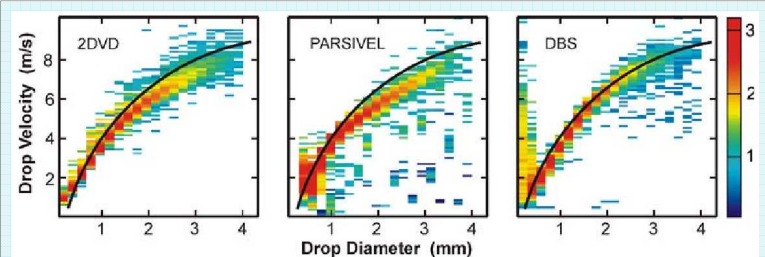


TECHNICAL CHARACTERISTICS

2D homogeneity of beams and noise



FIELD EVALUATION : (DEVEX experiment)



Successfully compared with other optical disdrometers.

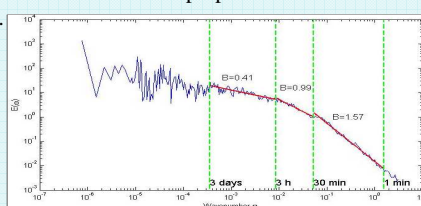
Krajewski et al., DEVEX-disdrometer evaluation experiments : Basic results and implications for hydrologic studies, 2005, Advances in Water Resources.

RELATED WORKS

Continuous view of rain :

At the Latmos, various studies on the multifractal properties of rain are based on measurements of the DBS. De Montera et al., 2009 & 2010 Verrier et al., 2011 & 2013.

Power spectra of the time series collected from July 2008 to July 2009 at the Sirta. This picture display the various scaling of the rain measurements

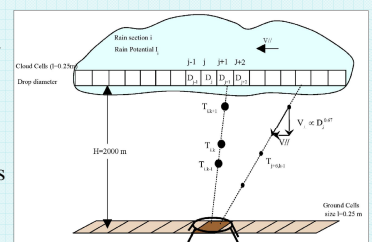


Discrete view of rain :

Various studies allowed the modeling and the simulation of rainfall as a raindrop point process. Lavergnat and Golé, 1998 et 2006.

The DBS also allowed some investigations on the DSD.

Mallet and Barthès, 2009. Barthès and Mallet, 2013.



Room for improvement and rejuvenating:

A 2014 IPSL funding is asked for in order to modernize the DBS (both hardware and software components).

The processing algorithm as well as the calibration process are under study to improve the quality of the measurements (and among others to reduce the noise for the small drops).

Intercomparisons with other instruments at Sirta is in progress.