



HAL
open science

Optimum design of flextensional piezoelectric actuators into two spatial dimensions

R Amigo, S.M. Giusti, A.A. Novotny, E.C.N. Silva, J. Sokolowski

► **To cite this version:**

R Amigo, S.M. Giusti, A.A. Novotny, E.C.N. Silva, J. Sokolowski. Optimum design of flextensional piezoelectric actuators into two spatial dimensions. *SIAM Journal on Control and Optimization*, 2016, 54 (2), pp.760-789. 10.1137/151004860 . hal-01103189

HAL Id: hal-01103189

<https://hal.science/hal-01103189>

Submitted on 14 Jan 2015

HAL is a multi-disciplinary open access archive for the deposit and dissemination of scientific research documents, whether they are published or not. The documents may come from teaching and research institutions in France or abroad, or from public or private research centers.

L'archive ouverte pluridisciplinaire **HAL**, est destinée au dépôt et à la diffusion de documents scientifiques de niveau recherche, publiés ou non, émanant des établissements d'enseignement et de recherche français ou étrangers, des laboratoires publics ou privés.

OPTIMUM DESIGN OF FLEXTENSIONAL PIEZOELECTRIC ACTUATORS*

R. AMIGO[†], S.M. GIUSTI[‡], A.A. NOVOTNY[§], E.C.N. SILVA[¶], AND J. SOKOŁOWSKI^{||}

Abstract. In control of distributed parameter systems the piezoelectric actuators are of common use. The topology optimization of a multiphysics model in piezoelectricity is considered. The topological derivative of a tracking-type shape functional is derived in its closed form for the purpose of shape optimization of piezoelectric actuators. The optimum design procedure is applied to a micromechanism which transforms the electrical energy supplemented via its piezoceramic part into elastic energy of an actuator. The domain decomposition technique and the Steklov-Poincaré pseudo-differential boundary operator are employed in the asymptotic analysis of the shape functional defined on a part of the boundary of the elastic body under consideration. The proposed method of sensitivity analysis is general and can be used for the purpose of the shape-topological optimization for a broad class of multiphysics models. The numerical results confirm the efficiency of proposed approach to optimum design in multiphysics.

Key words. Asymptotic analysis; Steklov-Poincaré operator; Dirichlet-to-Neumann map; Domain decomposition; Topological derivative; Piezoelectric actuator; Topology design

AMS subject classifications. 35J30;49Q10;49Q12;74K20;74P15

1. Introduction . In this paper we are interested in the optimal design of piezoelectric actuators, which consist of multi-flexible structures actuated by piezoceramic devices that generate an output displacement in a specified direction on the boundary of the actuated part [5, 27]. The multi-flexible structure transforms the piezoceramic output displacement by amplifying and changing its direction. This kind of mechanism can be manufactured at a very small scale. Therefore, the spectrum of applications of such microtools becomes broader in recent years including microsurgery, nanotechnology processing, cell manipulation, among others. Yet, the development of microtools requires the design of actuated multi-flexible structures which are able to produce complex movements originated from simple expansion/contraction of the piezoceramic actuator. The performance of microtools can be strongly enhanced by optimizing the actuated multi-flexible structures with respect to their shape and their topology [6, 7, 8]. The shape sensitivity analysis of such coupled models has been fully developed in [19] and [18] for quasi-electrostatic layered piezoelectric devices and for non-stationary elastic, piezoelectric and acoustic coupled system, respectively. For the mathematical theory concerning coupled PDEs systems the reader may refer to e.g., [17, 20, 21].

However, a more general approach to deal with shape and topology optimization design is based on the topological derivative. In fact, this relatively new concept rep-

*This research was partly supported by CNPq (Brazilian Research Council), CAPES (Brazilian Higher Education Staff Training Agency) and FAPERJ (Research Foundation of the State of Rio de Janeiro). These supports are gratefully acknowledged.

[†]Department of Mechanical Engineering of Escola Politecnica, University of Sao Paulo, Av. Prof. Mello Moraes, 2231 - 05508-030, Sao Paulo, Brazil. (ricardo.amigo@usp.br).

[‡]Universidad Nacional de Cordoba, Argentina. (sebastiangiusti@gmail.com).

[§]Laboratório Nacional de Computação Científica LNCC/MCT, Av. Getúlio Vargas 333, 25651-075 Petrópolis - RJ, Brazil. (novotny@lncc.br).

[¶]Department of Mechanical Engineering of Escola Politecnica, University of Sao Paulo, Av. Prof. Mello Moraes, 2231 - 05508-030, Sao Paulo, Brazil. (ecnsilva@usp.br).

^{||}Université de Lorraine, CNRS, INRIA, Institute Élie Cartan Nancy, UMR7502, BP 239 - 54506 Vandoeuvre Lès Nancy Cedex, France (jan.sokolowski@univ-lorraine.fr). Questions, comments, or corrections to this document may be directed to that email address.

resents the first term of the asymptotic expansion of a given shape functional with respect to the small parameter which measures the size of singular domain perturbations, such as holes, inclusions, source-terms and cracks. The topological asymptotic analysis was introduced in the fundamental paper [28] and has been successfully applied in the treatment of problems such as topology optimization [4], inverse analysis [15], image processing [14], multi-scale constitutive modeling [3], fracture mechanics sensitivity analysis [12] and damage evolution modeling [1]. For an account of new developments in this branch of shape optimization we refer to [24].

In particular, the topological derivative is here applied in the context of topology optimization of piezoelectric actuated multi-flexible structures. The basic idea consists in maximizing the performance of the microtool by introducing small inclusions in the multi-flexible elastic part. Since this problem is modeled by a coupled electro-mechanical system, the domain decomposition technique combined with the Steklov-Poincaré pseudo-differential boundary operator is used to derive the first order term of the asymptotic expansion of the shape functional with respect to the small parameter measuring the size of the inclusions. Thus, a new method of topological sensitivity analysis is proposed for the coupled models. In our framework the topological derivatives for the tracking-type functionals are obtained in their closed forms, which can be used e.g., as a steepest descent direction in the microtools design by topology optimization method. However, in shape optimization with the PDEs constraints there are three main issues, which are:

- Existence of optimal shapes;
- Necessary optimality conditions;
- Numerical methods.

The existence of optimal shapes can be assured by regularity conditions imposed on the boundaries of admissible domains. Without such restrictive constraints on admissible shapes, the existence issue cannot be solved in general. The special structure of the shape optimization problem can be used for the direct proof of the existence, e.g., by the application of Mosco convergence to the elliptic problems. Unfortunately, even in such situation, the obtained results are not in general constructive.

Necessary optimality conditions are obtained by the shape sensitivity analysis. Recently, the asymptotic analysis is employed in the context of singular boundary perturbations in order to obtain the topological derivatives of shape functionals for elliptic boundary value problems. The results are also obtained for our problem. The knowledge of the shape gradients and the topological derivatives for a specific shape functional is required in order to formulate the necessary optimality conditions as well as to devise numerical methods of shape optimization. There is also the specific structure of shape derivatives [31] obtained for shape differentiable functionals in the form of distributions supported on the moving boundaries. The structure should be taken into account when using the discretization of continuous gradient combined with the standard methods of nonlinear optimization like gradient or Newton methods in the numerical methods.

In order to fix these ideas, let us consider a geometrical domain Ω and its singularly perturbed counterpart $\Omega_\varepsilon = \Omega \setminus \overline{B_\varepsilon}$ obtained by the nucleation of a small ball $B_\varepsilon = \{|x - \hat{x}| < \varepsilon\}$ with center at an arbitrary point \hat{x} of Ω . There are two different expansions of

$$(1.1) \quad \varepsilon \mapsto j(\varepsilon) := J(\Omega_\varepsilon)$$

namely the first expansion obtained by the classical shape sensitivity analysis for

$\varepsilon > 0$,

$$(1.2) \quad j(\varepsilon + \delta) = j(\varepsilon) + \delta j'(\varepsilon) + o(\varepsilon; \delta),$$

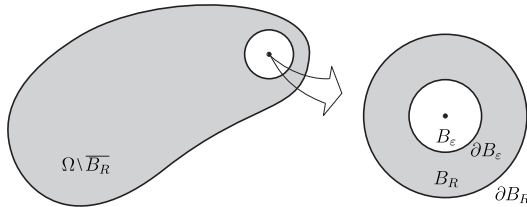
and the second expansion obtained by the asymptotic analysis in singularly perturbed domains for $\varepsilon = 0^+$

$$(1.3) \quad j(\varepsilon) = j(0) + f(\varepsilon)\mathcal{T}(\hat{x}) + o(f(\varepsilon)).$$

The topological derivative $\hat{x} \mapsto \mathcal{T}(\hat{x})$ can be used at the preliminary step of optimization procedure to detect the location and the number of small inclusions inserted into Ω in order to improve the value of the shape functional. Therefore, the robust formula for the topological derivative is required for the precise performance of this step of the procedure. This goal is achieved in this paper for the piezo model under consideration by the appropriate adjoint state equation.

It turns out that the nature of Taylor expansion of the shape functional $\varepsilon \mapsto J(\Omega_\varepsilon)$ with respect to $\varepsilon \in [0, \delta)$, $\delta > 0$, evaluated in the singularly perturbed domain Ω_ε depends on the boundary conditions of the state equation prescribed on the boundaries $\partial B_\varepsilon = \{|x - \hat{x}| = \varepsilon\}$. The direct derivation of the one term asymptotic expansion for (1.1) at $\varepsilon = 0^+$ leads to the selfadjoint-extensions of elliptic operators [23]. The appropriate adjoint state combined with the polarization tensor is introduced in order to obtain the appropriate representation of the topological derivative for numerical methods of shape optimization. The latter step in this procedure is complicated for the coupled models. Therefore, in the paper, a general method is proposed in order to overcome this difficulty. It consists in decomposing the topologically perturbed geometrical domain into subdomains with different physical properties. The mutual influence of the subdomains is affected by the transmission conditions on the interfaces. In other words, the fields of mechanical and electric natures are coupled by the transmission conditions, as well as, by the mathematical models in the interior of each subdomain. This means that in the elastic material of the body the fictitious ring domain $C(R, \varepsilon) := \{\varepsilon < |x - \hat{x}| < R\}$ is introduced for the purpose of the asymptotic analysis with respect to $\varepsilon \rightarrow 0$, and the result of the analysis is expressed on the boundary of the ball $B_R = \{|x - \hat{x}| < R\}$. From the asymptotic expansions of elastic energy in the interior of B_R or of $C(R, \varepsilon)$ the expansion of the Dirichlet-to-Neumann map associated with the ball or with the ring is obtained. Once having the asymptotic expansion in hand, the Dirichlet-to-Neumann operator in B_R is employed as the Steklov-Poincaré boundary pseudodifferential operator in the truncated domain $\Omega_R := \Omega \setminus \overline{B_R}$. In this way, the influence of singularities associated with the limit passage $\varepsilon \rightarrow 0$ is modeled in the truncated domain via nonlocal boundary conditions, and the subdomain B_R is eliminated from the analysis. Otherwise, the asymptotic analysis of the coupled model in singularly perturbed geometrical domain should be performed, which would not be the best idea because of the complexity of such an approach. Finally, the domain decomposition method combined with the asymptotic expansions in the ring associated with the small parameter $\varepsilon \rightarrow 0$ allows us to find the topological derivative of the shape functional defined in the truncated domain $\Omega \setminus \overline{B_R}$ for all $R > \varepsilon \rightarrow 0$. This approach simplifies the topological asymptotic analysis of the shape functional under consideration. See sketch in Fig. 1.

REMARK 1.1. *There is a double notation for the same boundary pseudodifferential operator on ∂B_R depending on the fact whether ∂B_R is considered as the exterior boundary of the fictitious subdomain B_R or the interior boundary of truncated domain Ω_R . More precisely, the nonlocal boundary operator stands for the Steklov-Poincaré*

FIG. 1. *Truncated domain.*

operator when acting on the interior boundary ∂B_R of the truncated domain $\Omega_R := \Omega \setminus \overline{B_R}$. Thus, the elasticity boundary value problem in B_R is called the interior problem of fictitious domain decomposition, and the coupled model in Ω_R is called the exterior problem of fictitious domain decomposition in the notation employed in the paper. The boundary ∂B_R is used as an interface of the fictitious domain decomposition introduced exclusively for the purpose of asymptotic analysis in the singularly perturbed domain. Furthermore, in the ball B_R the contrast parameter $0 < \gamma < \infty$ is considered for inclusions while the hole is obtained by the limit passage $\gamma \rightarrow 0$.

The paper is organized as follows. In Section 2 the Steklov-Poincaré pseudo-differential boundary operator is introduced. The electro-mechanical coupled system modeling the piezoelectric actuators as well as the adopted shape functional are presented in Section 3. The associated topological asymptotic expansion is rigorously derived in Section 4. In particular, the topological derivatives in their closed forms associated with inclusions and holes are obtained for two and three spatial dimensions [24]. In Section 6 some numerical experiments of topology optimization of piezoelectric actuators are presented. Finally, the concluding remarks and perspectives are given in Section 7.

2. The Steklov-Poincaré and Dirichlet-to-Neumann Boundary Operators . In order to perform the shape-topological sensitivity analysis of a coupled model defined in Ω , in the presence of singular domain perturbations resulting from the insertion of cavities, holes or inclusions in the elastic subdomain, the fictitious domain decomposition $\Omega := \Omega_R \cup \overline{B_R}$ is introduced into the model. The small region B_R which includes the singular domain perturbation B_ϵ is selected for the asymptotic analysis performed e.g., by the method of compound asymptotic expansions for the singularity depending on the small parameter $\epsilon \rightarrow 0$. In this way the asymptotic analysis is performed in a simple geometry with radial symmetry of the ball B_R , and it is separated from the shape-topological sensitivity analysis of the functional which is performed in Ω_R with the nonlocal boundary conditions defined by the Steklov-Poincaré operator on Γ_R , and in the absence of the singularity B_ϵ inside of the domain.

The asymptotic expansion of Dirichlet-to-Neumann boundary operators with respect to $\epsilon \rightarrow 0$ is performed for the nonhomogeneous Dirichlet boundary value problem of linear elasticity defined in the ring $C(R, \epsilon)$. The case of an inclusion B_ϵ in B_R can be considered as a regular perturbation of the bilinear form associated with the boundary value problem in Ω_R , depending on the contrast parameter $0 < \gamma < \infty$. The limit case obtained for $\gamma \rightarrow 0$ with the inclusion which is replaced by a hole or a cavity of the radius $\epsilon \rightarrow 0$ is considered in $C(R, \epsilon)$ as the singular perturbation of B_R .

Thus we present the detailed asymptotic analysis following [30] of the representative singular domain perturbation by the insertion of a hole in two spatial dimensions. The case of an inclusion can be analysed in the same manner by using the Kolosov complex potentials in two spatial dimensions. The asymptotic analysis in three spatial dimensions can be performed by an application of the method of compound asymptotic expansions. In particular, we introduce the Steklov-Poincaré pseudo-differential boundary operator obtained explicitly from the closed solutions of the linear elasticity boundary value problems into two spatial dimensions.

2.1. Dirichlet-to-Neumann map on Γ_R . We use the standard notation for the Sobolev spaces and the linear elasticity boundary value problems [10, 32]. Let us consider an open bounded domain $\Omega \subset \mathbb{R}^d$, $d = 2, 3$ and let $\Omega_R = \Omega \setminus \overline{B_R}$ represent an elastic body, where $B_R = \{|x - \hat{x}| < R\}$ is a ball of radius $R > 0$ and center at the point $\hat{x} \in \Omega$ such that $B_R \subset \Omega$. The Sobolev spaces associated with the weak variational formulation of the linear elasticity boundary value problems are denoted by $H^1(B_R) := H^1(B_R; \mathbb{R}^d)$ and $H_0^1(B_R) := H_0^1(B_R; \mathbb{R}^d)$ for simplicity. The stress tensor is written in the Voigt notation $\sigma(u) = C\nabla^s u$, with C the Hooke's tensor of elastic constants, and the bilinear form of linear elasticity is defined on $H_0^1(B_R)$,

$$(2.1) \quad a(u, v) = \int_{B_R} \sigma(u) \cdot \nabla^s v \quad \forall u, v \in H^1(B_R).$$

Now we are in position to define the Dirichlet-to-Neumann map in B_R given by the solution of an auxiliary, nonhomogeneous Dirichlet boundary value problem in the ball B_R . Such a map is considered as a pseudodifferential operator on $\Gamma_R := \partial B_R$ and it is called the Steklov-Poincaré operator when it is applied to the boundary-value problem in the truncated domain for which Γ_R constitutes a part of the boundary. The truncated domain is used in the framework of the domain decomposition technique for the elasticity problem under consideration. Therefore, we introduce the auxiliary, nonhomogeneous Dirichlet boundary value problem of linear elasticity defined in B_R , namely

$$(2.2) \quad u = \varphi \text{ on } \Gamma_R := \partial B_R, \quad u \in H^1(B_R) : a(u, v) = 0 \quad \forall v \in H_0^1(B_R),$$

where $\varphi \in H^{1/2}(\Gamma_R) := H^{1/2}(\Gamma_R; \mathbb{R}^d)$ is given. With the solution $u \in H^1(B_R)$ of the nonhomogeneous Dirichlet boundary value problem (2.2) is associated its Neumann trace $T(u) \in H^{-1/2}(\Gamma_R) := H^{-1/2}(\Gamma_R; \mathbb{R}^d)$ such that the Green's formula is valid

$$(2.3) \quad a(u, v) + (T(u), v)_{\Gamma_R} = 0 \quad u, v \in H^1(B_R),$$

since there is no source in B_R . By taking into account the nonhomogeneous Dirichlet condition, the Green's formula for the solution of (2.2) becomes

$$(2.4) \quad a(u, v) = -(T(\varphi), v)_{\Gamma_R} \quad \forall v \in H^1(B_R).$$

The Dirichlet-to-Neumann map $\mathcal{A} : H^{1/2}(\Gamma_R) \mapsto H^{-1/2}(\Gamma_R)$ is well defined,

$$(2.5) \quad (\mathcal{A}(\varphi), \varphi)_{\Gamma_R} := -(T(\varphi), \varphi)_{\Gamma_R} \equiv a(u, u).$$

Thus the Steklov-Poincaré operator is defined on Γ_R by the relation,

$$(2.6) \quad (\mathcal{A}(\varphi), \varphi)_{\Gamma_R} := a(u, u),$$

where $\varphi \mapsto (\mathcal{A}(\varphi), \varphi)_{\Gamma_R}$ is a symmetric and coercive bilinear form on the space of traces $H^{1/2}(\Gamma_R)$.

2.2. Dirichlet-to-Neumann map on Γ_R in the perturbed domain B_R .

Now, the domain B_R is perturbed by an elastic inclusion ω_ε . It means that the elastic constants are different in two subdomains ω_ε and $B_R \setminus \overline{\omega_\varepsilon}$ of B_R . There are three possibilities for ω_ε in the framework of linear elasticity, i.e., ω_ε can be considered as an elastic inclusion, however there are also a cavity or a rigid inclusion, which can be considered as the limit cases for the elastic moduli with respect to the so-called contrast parameter, see the monograph [24] for details. We are interested in the asymptotics of the solution of elasticity problem in the perturbed domain denoted by B_R , with respect to the small parameter $\varepsilon \rightarrow 0$. Namely, we want to determine the asymptotics of the energy functional for the auxiliary nonhomogeneous Dirichlet boundary value problem in the domain with a small inclusion. The expansions of the energy furnish the asymptotics of the Steklov-Poincaré pseudodifferential operator.

Let $\varepsilon \rightarrow 0$ be a small parameter and assume that ω_ε , with the characteristic function $x \mapsto \chi_\varepsilon(x) \in \{0, 1\}$, is a small inclusion of radius ε and centre at $\hat{x} \in \Omega$. For the sake of simplicity, we assume that $\omega_\varepsilon := B_\varepsilon$. Let us consider the perturbed domain, denoted by the same symbol B_R , with the variable Hooke's tensor of elastic constants

$$(2.7) \quad x \mapsto C_\varepsilon(x) = (1 - \chi_\varepsilon(x))C + \gamma\chi_\varepsilon(x)C$$

and with the contrast parameter γ . In such a setting, the constitutive relation of linear elasticity $\sigma_\varepsilon(u) = C_\varepsilon \nabla^s u$ is now dependent on the small parameter ε . The auxiliary, nonhomogeneous Dirichlet boundary value problem of linear elasticity in B_R becomes:

$$(2.8) \quad u_\varepsilon = \varphi \text{ on } \Gamma_R := \partial B_R, \quad u_\varepsilon \in H^1(B_R) : a_\varepsilon(u_\varepsilon, v) = 0 \quad \forall v \in H_0^1(B_R),$$

where

$$(2.9) \quad a_\varepsilon(u_\varepsilon, v) = \int_{B_R} \sigma_\varepsilon(u_\varepsilon) \cdot \nabla^s v \quad \forall v \in H^1(B_R).$$

With the solution u_ε of the nonhomogeneous Dirichlet boundary value problem is associated its Neumann trace $T_\varepsilon(u_\varepsilon)$ such that the Green's formula is valid

$$(2.10) \quad a_\varepsilon(u_\varepsilon, v) + (T_\varepsilon(u_\varepsilon), v)_{\Gamma_R} = 0 \quad \forall v \in H_0^1(B_R).$$

Thus, the Dirichlet-to-Neumann map depending on the small parameter ε can be determined, in a unique way in view of the unique solvability of (2.8), from the symmetric, positive bilinear form

$$(2.11) \quad H^{1/2}(\Gamma_R) \ni \varphi \mapsto (\mathcal{A}_\varepsilon(\varphi), \varphi)_{\Gamma_R} \equiv a_\varepsilon(u_\varepsilon, u_\varepsilon) \in \mathbb{R},$$

since there are no sources in B_R . The Dirichlet-to-Neumann map defines the Steklov-Poincaré operator for the truncated domain, exterior to B_R .

Now we are going to recall some results of [30] on the asymptotic expansion of the Steklov-Poincaré operator for the singular perturbations of a ring, i.e. in the limit case of $\gamma \rightarrow 0$ and for the interior radius of the ring which tends to zero. This means that in such a case of singular perturbations the inclusion ω_ε becomes a hole. The case of an inclusion for $0 < \gamma < \infty$ is considered as a regular perturbation in coefficients of the elliptic operators and it can be analysed from the point of view of asymptotic analysis in a similar way as presented in [24].

2.3. Singular perturbations of solutions in the ring. The Steklov-Poincaré operator on $\Gamma_R \subset \partial\Omega_R$ is explicitly constructed by complex variable method which furnishes the solution of nonhomogeneous Dirichlet problem in the ring $C(R, \varepsilon)$. For the topological sensitivity analysis we need to establish precise properties of solutions parameterized by small parameter $\varepsilon \rightarrow 0$.

Let $\varepsilon \rightarrow 0$ be small parameter which governs the singular perturbation of the disk B_R by insertion of the hole B_ε . The resulting domain

$$(2.12) \quad \varepsilon \mapsto C(R, \varepsilon) := B_R \setminus \overline{B_\varepsilon} = \{0 \leq \varepsilon < |x - \hat{x}| < R\}$$

is the ring with the fixed boundary Γ_R and the moving boundary $\varepsilon \mapsto \partial B_\varepsilon$. The Dirichlet data φ is given on Γ_R and the homogeneous Neumann boundary condition is assumed on ∂B_ε for $\varepsilon > 0$. Thus, the variational formulation of the elasticity boundary value problem in the ring

$$(2.13) \quad u_\varepsilon \in \mathcal{V} + \{\varphi\} : a(C(R, \varepsilon); u_\varepsilon, v) = 0 \quad \forall v \in \mathcal{V}$$

admits the unique weak solution, with \mathcal{V} used to denote the space of admissible variations defined in $C(R, \varepsilon)$. Note that here the elliptic regularity applies for C^∞ domains $C(R, \varepsilon)$. The Green's formula for smooth solutions reads

$$(2.14) \quad a(C(R, \varepsilon); u_\varepsilon, v) := \int_{C(R, \varepsilon)} \sigma(u_\varepsilon) \cdot \nabla^s v = \int_{\Gamma_R} \sigma(u_\varepsilon) n \cdot v.$$

If the test function is replaced by the smooth solution, we get the energy equality

$$(2.15) \quad a(C(R, \varepsilon); u_\varepsilon, u_\varepsilon) = \int_{\Gamma_R} \sigma(u_\varepsilon) n \cdot \varphi.$$

For weak solutions $u_\varepsilon \in H^1(C(R, \varepsilon))$ with the Dirichlet data $\varphi \in H^{1/2}(\Gamma_R)$ the energy equality becomes

$$(2.16) \quad a(C(R, \varepsilon); u_\varepsilon, u_\varepsilon) = \langle \sigma(u_\varepsilon) n, \varphi \rangle_{\Gamma_R},$$

with the duality pairing $H^{-1/2}(\Gamma_R) \times H^{1/2}(\Gamma_R)$ on the right-hand side. The associated boundary pseudodifferential operator $\mathcal{A}_\varepsilon : \varphi \mapsto \sigma(u_\varepsilon) n$ is symmetric, positive and self-adjoint, and it is uniquely determined from the energy equality in the ring,

$$(2.17) \quad \langle \mathcal{A}_\varepsilon(\varphi), \varphi \rangle_{\Gamma_R} := a(C(R, \varepsilon); u_\varepsilon, u_\varepsilon).$$

In addition, the asymptotic properties of Dirichlet-to-Neumann map

$$(2.18) \quad \mathcal{A}_\varepsilon : H^{1/2}(\Gamma_R) \ni \varphi \mapsto \sigma(u_\varepsilon) n \in H^{-1/2}(\Gamma_R)$$

can be determined by using the complex Kolosov potentials in two dimensional elasticity. The same mapping is used as a nonlocal boundary Steklov-Poincaré operator on $\Gamma_R \subset \partial\Omega_R$ in the truncated domain $\Omega_R := \Omega \setminus \overline{B_R}$.

Let us observe that in view of (2.11) the asymptotic expansion of $\varepsilon \mapsto \mathcal{A}_\varepsilon$ in the operator norm $\mathcal{L}(H^{1/2}(\Gamma_R); H^{-1/2}(\Gamma_R))$ of the symmetric and positive Steklov-Poincaré operator (2.18) can be directly obtained from the known asymptotics of the elastic energy in the ring. The asymptotics of elastic energy in the ring follow from the explicit solution to the Dirichlet problem in the ring. The solutions of isotropic elasticity boundary value problems in the ring are obtained by complex

variable technique [13, 30]. This important construction for asymptotic analysis is now presented in details. Namely, the obtained estimates are now translated into the following theorem concerning the solution of the elasticity system in the ring.

THEOREM 2.1. *The elastic energy admits the expansion*

$$(2.19) \quad a(C(R, \varepsilon); u_\varepsilon, u_\varepsilon) = a(C(R); u, u) + \pi\varepsilon^2 \mathbb{P}\sigma(u(\hat{x})) \cdot \nabla^s u(\hat{x}) + \mathcal{R}(\varepsilon^3),$$

where \mathbb{P} is the Pólya-Szegő polarization tensor [24] and the remainder is uniformly bounded by

$$(2.20) \quad |\mathcal{R}(\varepsilon^3)| \leq C \|\varphi\|_{H^{1/2}(\Gamma_R)}.$$

REMARK 2.2. *If the nonhomogeneous Dirichlet boundary condition φ satisfies*

$$(2.21) \quad \|\varphi\|_{H^{1/2}(\Gamma_R)} \leq \Lambda_0,$$

then, in terms of the Fourier coefficients U_i of φ we have

$$(2.22) \quad \sum_{k=-\infty}^{k=+\infty} \sqrt{1+k^2} |U_k|^2 \leq \Lambda_0,$$

REMARK 2.3. *The elastic energy concentrated in the ring $C(R, \varepsilon) = B_R \setminus \overline{B_\varepsilon}$ splits into the energy of the disk, the first correction term of order ε^2 and the remainder, which is uniformly of the order $\Lambda_0\varepsilon^3$. The result on asymptotics of the elastic energy is well known, we need to show the estimate for the remainder. The result for the elastic energy implies the asymptotic expansion of the Dirichlet-to-Neumann operators.*

COROLLARY 2.4. *In the case of the regular perturbations of the disk by an elastic inclusion ω_ε of the size $\varepsilon \rightarrow 0$, and with the contrast parameter $0 < \gamma < \infty$, the elastic energy splits into the energy of the unperturbed disk, the first correction term of order ε^2 and the remainder, which is uniformly of the order $\Lambda_0\varepsilon^3$. This means that the associated Steklov-Poincaré operator admits the asymptotic expansion*

$$(2.23) \quad \mathcal{A}_\varepsilon = \mathcal{A} + \varepsilon^2 \mathcal{B} + o(\varepsilon^2)$$

in the operator norm $\mathcal{L}(H^{1/2}(\Gamma_R); H^{-1/2}(\Gamma_R))$, where $\Gamma_R \equiv \partial B_R$.

2.4. Proof of Theorem 2.1. Let us consider the plane elasticity boundary value problem in a ring $C(R, \varepsilon) := B_R \setminus \overline{B_\varepsilon} = \{\varepsilon < |x - \hat{x}| < R\}$. In order to establish the exact formula for the Steklov-Poincaré operator on Γ_R we use the analytic form of the solution for the elasticity system in the ring, with the nonhomogeneous Dirichlet displacement condition on the outer boundary Γ_R and the traction free inner boundary ∂B_ε , parameterized by the (small) inner radius ε .

Let us assume for simplicity that the center of the ring is located at origin of the coordinate system, and take polar coordinates (r, θ) with \mathbf{e}_r pointing outwards and \mathbf{e}_θ perpendicularly in the counter-clockwise direction. Then the displacement $u = u_r \mathbf{e}_r + u_\theta \mathbf{e}_\theta$ on the outer boundary $r = R$ is given in the form of Fourier series

$$(2.24) \quad 2\mu(u_r + iu_\theta) = \sum_{k=-\infty}^{k=+\infty} U_k e^{ik\theta}.$$

The boundedness of the boundary data in $H^{1/2}(\Gamma_R)$ translates, see Remark 2.2, into inequality (2.22) for the Fourier coefficients U_k .

The solution in $C(R, \varepsilon)$ must be compared with the solution in $C(R)$, so we use the complex variable method, described in [22] to construct the solutions.

PROPOSITION 2.5. *For plane domains with a hole, the solutions of the elasticity boundary value problems take the form*

$$(2.25) \quad \begin{aligned} \sigma_{rr} - i\sigma_{r\theta} &= 2\Re\phi' - e^{2i\theta}(\bar{z}\phi'' + \psi'), \\ \sigma_{rr} + i\sigma_{r\theta} &= 4\Re\phi', \\ 2\mu(u_r + iu_\theta) &= e^{-i\theta}(\kappa\phi - z\bar{\phi}' - \bar{\psi}), \end{aligned}$$

where ϕ, ψ are given by complex series

$$(2.26) \quad \begin{aligned} \phi &= A \log(z) + \sum_{k=-\infty}^{k=+\infty} a_k z^k, \\ \psi &= -\kappa \bar{A} \log(z) + \sum_{k=-\infty}^{k=+\infty} b_k z^k. \end{aligned}$$

Here μ is the Lamé constant, ν the Poisson ratio, $\kappa = 3 - 4\nu$ in the plane strain case, and $\kappa = (3 - \nu)/(1 + \nu)$ for plane stress. In addition, $\Re\varphi$ is used to denote the real part of a complex function φ , while $\Im\varphi$ is going to be used to denote its imaginary counterpart.

Now, the displacement boundary condition for $r = R$ is substituted into the last line of (2.25), taking into account (2.26),

$$\begin{aligned} 2\mu(u_r + iu_\theta) &= 2\kappa A r \log(r) \frac{1}{z} - \bar{A} \frac{1}{r} z + \\ &+ \sum_{p=-\infty}^{p=+\infty} [\kappa r a_{p+1} - (1-p)\bar{a}_{1-p} r^{-2p+1} - \bar{b}_{-(p+1)} r^{-2p-1}] z^p \end{aligned}$$

we obtain the infinite system of linear equations

$$(2.27) \quad \begin{aligned} p = -1: \quad & 2\kappa A r \log(r) + (\kappa a_0 - \bar{b}_0) - 2\bar{a}_2 r^2 = U_{-1}, \\ p = 1: \quad & -\bar{A} + \kappa r^2 a_2 - \bar{b}_{-2} \frac{1}{r^2} = U_1, \\ p \notin \{-1, 1\}: \quad & \kappa r^{p+1} a_{p+1} - (1-p)\bar{a}_{1-p} r^{-p+1} - \bar{b}_{-(p+1)} r^{-(p+1)} = U_p. \end{aligned}$$

The traction-free condition

$$\sigma \mathbf{e}_r = [\sigma_{rr}, \sigma_{r\theta}]^\top$$

on a circle means $\sigma_{rr} = \sigma_{r\theta} = 0$. Hence, for $r := \varepsilon$, we have another infinite system of linear equations,

$$(2.28) \quad \begin{aligned} p = -1: \quad & 2A + 2\bar{a}_2 r^2 + 2\frac{1}{r^2} b_{-2} = 0, \\ p = 1: \quad & (\kappa + 1) \frac{1}{r^2} \bar{A} = 0, \\ p \notin \{-1, 1\}: \quad & (1+p)a_{p+1} + \bar{a}_{1-p} r^{-2p} + \frac{1}{r^2} b_{p-1} = 0. \end{aligned}$$

Denote $d_0 = \kappa a_0 - \bar{b}_0$ since a_0, b_0 appear only in this combination. Using (2.27) we may recover the solution for the full circle. Because in this case the singularities must vanish, we have $b_{-k} = a_{-k} = A = 0$ for $k = 1, 2, \dots$ and after comparing the same powers of r :

$$(2.29) \quad \begin{aligned} d_0^0 &= U_{-1} + \frac{2}{\kappa} \bar{U}_1, & \Re a_1^0 &= \frac{1}{(\kappa-1)R} \Re U_0, & \Im a_1^0 &= \frac{1}{(\kappa+1)R} \Im U_0, \\ a_k^0 &= \frac{1}{\kappa R^k} U_{k-1}, & b_k^0 &= -\frac{1}{R^k} \left[(k+2) \frac{1}{\kappa} U_{k+1} + \bar{U}_{-(k+1)} \right], & k &> 1. \end{aligned}$$

We use the same argument for the ring. Here the singularities may be present, because the origin is not in the ring. Hence, from (2.27) with $r = R$ and (2.28) with $r = \varepsilon$ it follows $A = 0$ and the formulas

$$\begin{aligned} d_0 &= A_{-1} + \frac{2R^4}{\kappa R^4 + \varepsilon^4} \bar{U}_1, & a_2 &= \frac{R^2}{\kappa R^4 + \varepsilon^4} U_1, \\ \Re a_1 &= \frac{R}{(\kappa-1)R^2 + 2\varepsilon^2} \Re U_0, & \Im a_1 &= \frac{1}{\kappa+1} \Im A_0, \\ b_{-1} &= -\frac{2\varepsilon^2 R}{(\kappa-1)R^2 + 2\varepsilon^2} \Re U_0, & b_{-2} &= -\frac{\varepsilon^4 R^2}{\kappa R^4 + \varepsilon^4} \bar{U}_1. \end{aligned}$$

The remaining part of coefficients is computed later. However, we may at this stage compare the results with known solutions for the uniformly stretched circle or ring obtained in another way. In such a case $U_0 = 2\mu u_r(R)$ does not vanish and, for the full circle, $\psi = 0$, $\phi = a_1^0 z$ with

$$a_1^0 = \frac{2\mu}{(\kappa-1)R} u_r(R).$$

For the ring we have $\phi = a_1 z$, $\psi = b_{-1} \frac{1}{z}$ where

$$a_1 = \frac{1}{(\kappa-1) + 2\varepsilon^2} 2\mu u_R(1), \quad b_{-1} = -\frac{2\varepsilon^2}{(\kappa-1) + 2\varepsilon^2} 2\mu u_R(1).$$

After substitutions we obtain, in both cases, the same results as given in [16]. Similarly the comparison with the solution for the ring with displacement conditions on both boundaries, obtained in [13] also using complex method, confirms the correctness of our formulas.

There remains to compute the remaining part of coefficients a_k, b_k for the ring. Taking $p = -k$, $k = 2, 3, \dots$, the conditions on Γ_R and ∂B_ε leads to

$$(2.30) \quad \begin{aligned} \kappa a_{-(k-1)} R^{-(k-1)} - (k+1) \bar{a}_{k+1} R^{k+1} - \bar{b}_{k-1} R^{k-1} &= U_{-k}, \\ -(k-1) a_{-(k-1)} \varepsilon^2 + \bar{a}_{k+1} \varepsilon^{2(k+1)} + b_{-(k+1)} &= 0, \end{aligned}$$

while $p = +k$, $k = 2, 3, \dots$ results in

$$(2.31) \quad \begin{aligned} \kappa a_{k+1} R^{k+1} + (k-1) \bar{a}_{-(k-1)} R^{-(k-1)} - \bar{b}_{-(k+1)} R^{-(k+1)} &= U_k, \\ (k+1) a_{k+1} \varepsilon^{2(k+1)} + \bar{a}_{-(k-1)} \varepsilon^2 + b_{k-1} \varepsilon^{2k} &= 0. \end{aligned}$$

These systems may be represented in a recursive form, convenient for numerical computations and further analysis. Namely,

$$(2.32) \quad \begin{bmatrix} S_k(\varepsilon)_{11} & S_k(\varepsilon)_{12} \\ S_k(\varepsilon)_{21} & S_k(\varepsilon)_{22} \end{bmatrix} \begin{bmatrix} a_{k+1} \\ b_{k-1} \end{bmatrix} = \begin{bmatrix} U_k \\ \bar{U}_{-k} \end{bmatrix},$$

where the entries $S_k(\varepsilon)_{ij}$ are given by

$$\begin{aligned} S_k(\varepsilon)_{11} &= \kappa R^{k+1} - (k^2 - 1)R^{1-k}\varepsilon^{2k} + k^2 R^{-(k+1)}\varepsilon^{2(k+1)}, \\ S_k(\varepsilon)_{12} &= -(k-1)(R^{1-k}\varepsilon^{2(k-1)} - R^{-(k+1)}\varepsilon^{2k}), \\ S_k(\varepsilon)_{21} &= -(k+1)(R^{k+1} + \kappa R^{1-k}\varepsilon^{2k}), \\ S_k(\varepsilon)_{22} &= -R^{k-1} - \kappa R^{1-k}\varepsilon^{2(k-1)}, \end{aligned}$$

as well as by

$$(2.33) \quad \begin{bmatrix} a_{-(k-1)} \\ b_{-(k+1)} \end{bmatrix} = \begin{bmatrix} -(k+1)\varepsilon^{2k} & , & -\varepsilon^{2(k-1)} \\ -k^2\varepsilon^{2(k+1)} & , & -(k-1)\varepsilon^{2k} \end{bmatrix} \begin{bmatrix} \bar{a}_{k+1} \\ \bar{b}_{k-1} \end{bmatrix}.$$

In fact the formulas (2.33), (2.32) are correct also for $k = 0, 1$ and in the limit $\varepsilon \rightarrow 0^+$, but the derivation must separate these cases. Thus for, given $k > 1$ and using some initial a_k, b_k obtained earlier, we may first compute a_{k+1}, b_{k-1} using (2.32) and then $a_{-(k-1)}, b_{-(k+1)}$ from (2.33).

We may now use the above results for the asymptotic analysis of the solution. To simplify the formulas, we assume $R = 1$, which means only re-scaling and does not diminish generality (in general case ε would be replaced by ε/R). Then by direct computation we get the following bounds for the differences between the coefficients on the full circle and the ring. For the initial values of k they read

$$(2.34) \quad \begin{aligned} d_0 - d_0^0 &= -\varepsilon^4 \frac{2}{\kappa(\kappa R^4 + \varepsilon^4)} \bar{U}_1, \\ a_1 - a_1^0 &= -\varepsilon^2 \frac{2}{(\kappa - 1)R((\kappa - 1)R^2 + 2\varepsilon^2)} \Re U_0, \\ a_2 - a_2^0 &= -\varepsilon^4 \frac{1}{\kappa R^2(\kappa R^4 + \varepsilon^4)} U_1, \end{aligned}$$

and for higher values

$$(2.35) \quad |a_3 - a_3^0| \leq \Lambda (|U_2|\varepsilon^4 + |U_{-2}|\varepsilon^2),$$

and for $k = 4, 5, \dots$

$$(2.36) \quad |a_k - a_k^0| \leq \Lambda (|U_{k-1}|\varepsilon^{3(k-1)/2} + |U_{1-k}|\varepsilon^{3(k-2)/2}),$$

where the exponent $k/2$ has been used to counteract the growth of k^2 in terms like $k^2\varepsilon^{k/2}$. Similarly

$$(2.37) \quad |b_1 - b_1^0| \leq \Lambda (|U_2|\varepsilon^4 + |U_{-2}|\varepsilon^2),$$

and for $k = 2, 3, \dots$

$$(2.38) \quad |b_k - b_k^0| \leq \Lambda (|U_{k+1}|\varepsilon^{3(k+1)/2} + |U_{-(k+1)}|\varepsilon^{3k/2}).$$

From relation (2.33) we get another estimates

$$(2.39) \quad \begin{aligned} |a_{-k}| &\leq \Lambda \varepsilon^{2k} (|U_{k+1}| + |U_{-(k+1)}|), \quad k = 1, 2, \dots \\ |b_{-k}| &\leq \Lambda \varepsilon^{2(k-1)} (|U_{k-1}| + |U_{1-k}|), \quad k = 3, 4, \dots \end{aligned}$$

Here Λ is a constant independent of ε and U_i . Observe that the corrections proportional to ε^2 are present only in $a_1, b_1, a_3, b_{-1}, a_{-1}$. The rest is of the order at least $O(\varepsilon^3)$ (in fact $O(\varepsilon^4)$).

3. Problem Formulation . Now, we assume that $\Omega = \Omega^M \cup \Gamma \cup \Omega^P$, where the mutually disjoint open domains Ω^P and Ω^M have the common interface Γ , as shown in Fig. 2. In our notation, Ω^M and Ω^P represent the regions where mechanical and piezoelectric devices are located, respectively. We consider the coupled model defined in the subdomains Ω^M and Ω^P with different material properties. The models are coupled by the transmission conditions imposed on the interface $\Gamma := \partial\Omega^M \cap \partial\Omega^P$. We are looking for a topology of the mechanical part Ω^M that minimizes a given shape functional defined on $\Gamma^* \subset \partial\Omega^M$, by keeping the piezoelectric device Ω^P fixed.

In order to define the possible *directions* of shape-topological modifications in the subdomain Ω^M a small inclusion is introduced. It means that we have at our disposal two materials and try to improve the design by an optimal distribution of more expensive material in the mechanical subdomain. The variation of the shape functional associated with the inclusion B_ε is called the *topological derivative* [24, 28]. In order to evaluate the topological derivative we need to recover the asymptotics of solutions to the coupled model, find the asymptotics of the shape functional, and introduce the adjoint state in such a way that the result of asymptotic analysis can be used in numerical methods. This approach is used in [23] for the purpose of asymptotic analysis of the elasticity boundary value problems in three spatial dimensions.

In the paper we propose an alternative approach, which is much simpler compared to the general case considered in [23]. Our goal is the identification of the topological derivative in such a way that it can be directly used in numerical methods. Therefore, we combine all the elements of analysis performed in [24, 30] and obtain the method which is sufficiently simple to be used in applied shape-topological design. The method is presented for a coupled model of elastic and piezoelectric materials, however it is general and can be used for more complex models of multiphysics.

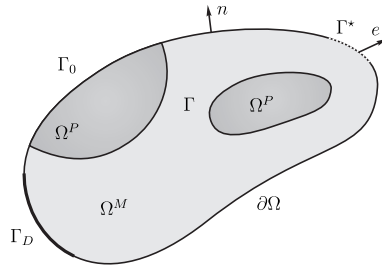


FIG. 2. Piezo-elastic coupled problem.

3.1. The mechanical model . We are interested in the following system

$$(3.1) \quad \left\{ \begin{array}{l} \operatorname{div} \sigma(u) = 0 \\ \operatorname{div} S(w, q) = 0 \\ \operatorname{div} \phi(w, q) = 0 \end{array} \right\} \begin{array}{l} \text{in } \Omega^M \\ \text{in } \Omega^P \end{array}$$

where the first equation describes the linear elasticity system while the second one is the coupled system representing the electromechanical interaction phenomenon. The equations are coupled on the interface Γ . In particular, $\sigma(u)$ is the mechanical stress tensor, $S(w, q)$ is the electromechanical stress tensor and $\phi(w, q)$ is the electric displacement. The constitutive laws describing the elastic behavior and piezoelectric effects, both in the linearized case of small mechanical deformations and electric fields,

are

$$(3.2) \quad \begin{cases} \sigma(u) &= C \nabla^s u, \\ S(w, q) &= A \nabla^s w + P \nabla q, \\ \phi(w, q) &= P^T \nabla^s w - K \nabla q, \end{cases}$$

where u and w are the mechanical and electromechanical displacements, respectively, and q is the electric potential. In addition, C and A are the elasticity fourth-order tensors respectively associated to the elastic and electromechanical parts, P the piezoelectric coupling third-order tensor and K the dielectric second-order tensor. As usual C , A and K satisfy the symmetry conditions $C_{ijkl} = C_{jikl} = C_{klij}$, $A_{ijkl} = A_{jikl} = A_{klij}$, and $K_{ij} = K_{ji}$, whereas P satisfies $P_{ijk} = P_{jik}$. It is assumed for simplicity that all constitutive tensors are piecewise constant, i.e., constant in each sub-domain Ω^M and Ω^P . In the case of isotropic elasticity, the tensor C takes the form

$$(3.3) \quad C = 2\mu \mathbb{I} + \lambda(I \otimes I),$$

where μ and λ are the Lamé's coefficients, I and \mathbb{I} are the second and fourth orders identity tensors, respectively. We complement the system (3.1) with the following boundary conditions

$$(3.4) \quad u = 0 \text{ on } \Gamma_D, \quad \sigma(u)n = ku \text{ on } \Gamma^* \quad \text{and} \quad \begin{cases} q = 0 \text{ on } \Gamma_0 \\ q = \bar{q} \text{ on } \Gamma \end{cases},$$

where Γ^* , Γ_D and Γ_0 are parts of the boundary $\partial\Omega$ and n is the outward unit normal vector pointing toward the exterior of Ω . If it is not specified, we consider homogeneous natural (Neumann) boundary conditions of the form $\sigma(u)n = 0$, $S(w, q)n = 0$ and $\phi(w, q) \cdot n = 0$ on a part of $\partial\Omega$. Finally, we consider the following transmission conditions

$$(3.5) \quad \begin{cases} u = w \\ \sigma(u)n = S(w, q)n \end{cases} \quad \text{on } \Gamma,$$

where n is the unit normal vector pointing toward the exterior of Ω^M . The variational formulation of the above coupled system reads:

PROBLEM 3.1. *Find $\mathbf{u} \in \mathcal{V}$ and $q \in \mathcal{Q}$ such that*

$$(3.6) \quad \begin{cases} \int_{\Omega^M} \sigma(u) \cdot \nabla^s \eta - \int_{\Gamma^*} ku \cdot \eta + \int_{\Omega^P} S(w, q) \cdot \nabla^s \eta = 0 & \forall \eta \in \mathcal{V}, \\ \int_{\Omega^P} \phi(w, q) \cdot \nabla \xi = 0 & \forall \xi \in \mathcal{Q}_0. \end{cases}$$

where $\mathbf{u} = u$ in Ω^M and $\mathbf{u} = w$ in Ω^P . The space \mathcal{V} of displacements fields is defined as

$$(3.7) \quad \mathcal{V} = \{v \in H^1(\Omega; \mathbb{R}^d) : v|_{\Gamma_D} = 0\},$$

while the electric potentials sets \mathcal{Q} and \mathcal{Q}_0 are respectively defined as

$$(3.8) \quad \mathcal{Q} = \{q \in H^1(\Omega^P) : q|_{\Gamma} = \bar{q}, q|_{\Gamma_0} = 0\}, \quad \mathcal{Q}_0 = \{q \in H^1(\Omega^P) : q|_{\partial\Omega^P} = 0\}.$$

3.2. The shape functional . We are interested in the topology design of piezoelectric actuators, which consist of multi-flexible structures actuated by piezoceramic devices that generate an output displacement in a specified direction on the boundary of the actuated part. Therefore, let us introduce a tracking-type shape functional of the form

$$(3.9) \quad J(u) = - \int_{\Gamma^*} u \cdot e .$$

where e is used to denote a given direction on the boundary Γ^* (see Fig. 2).

3.3. The adjoint state. We are going to evaluate the shape gradient of functional (3.9). For further simplifications, we introduce an adjoint system of the form

$$(3.10) \quad \left\{ \begin{array}{l} \operatorname{div} \sigma(u^a) = 0 \\ \operatorname{div} S^a(w^a, q^a) = 0 \\ \operatorname{div} \phi^a(w^a, q^a) = 0 \end{array} \right\} \begin{array}{l} \text{in } \Omega^M \\ \text{in } \Omega^P \end{array} ,$$

where $\sigma(u^a)$, $S^a(w^a, q^a)$ and $\phi^a(w^a, q^a)$, respectively are the adjoint mechanical stress tensor, electromechanical stress tensor and electrical displacement, given by

$$(3.11) \quad \left\{ \begin{array}{l} \sigma(u^a) = C \nabla^s u^a , \\ S^a(w^a, q^a) = A \nabla^s w^a - P \nabla q^a , \\ \phi^a(w^a, q^a) = -P^T \nabla^s w^a - K \nabla q^a , \end{array} \right.$$

where u^a , w^a and q^a are the adjoint mechanical displacement, electromechanical displacement and electric potential, respectively. The system (3.10) has the following boundary conditions

$$(3.12) \quad u^a = 0 \text{ on } \Gamma_D \quad \text{and} \quad q^a = 0 \text{ on } \partial\Omega^P$$

and the transmission conditions

$$(3.13) \quad \left\{ \begin{array}{l} u^a = w^a \\ \sigma(u^a)n = S^a(w^a, q^a)n \end{array} \right. \quad \text{on } \Gamma .$$

Finally,

$$(3.14) \quad \sigma(u^a)n = k u^a + e \text{ on } \Gamma^* .$$

The variational formulation of the coupled system for adjoint state equations reads:

PROBLEM 3.2. Find $\mathbf{u}^a \in \mathcal{V}$ and $q^a \in \mathcal{Q}_0$ such that

$$(3.15) \quad \left\{ \begin{array}{l} \int_{\Omega^M} \sigma(u^a) \cdot \nabla^s \eta - \int_{\Gamma^*} k u^a \cdot \eta + \int_{\Omega^P} S^a(w^a, q^a) \cdot \nabla^s \eta = \int_{\Gamma^*} e \cdot \eta \quad \forall \eta \in \mathcal{V} , \\ \int_{\Omega^P} \phi^a(w^a, q^a) \cdot \nabla \xi = 0 \quad \forall \xi \in \mathcal{Q}_0 , \end{array} \right.$$

where $\mathbf{u}^a = u^a$ in Ω^M and $\mathbf{u}^a = w^a$ in Ω^P .

4. Topological Derivative . The topological derivative of functional (3.9) is evaluated for the insertion of a small inclusion in Ω^M with the material properties depending on the contrast. To describe the topological perturbation of Ω^M we introduce a piecewise constant function γ_ε of the form

$$(4.1) \quad \gamma_\varepsilon = \gamma_\varepsilon(x) := \begin{cases} 1 & \text{if } x \in \Omega^M \setminus \overline{B_\varepsilon} \\ \gamma & \text{if } x \in B_\varepsilon \end{cases},$$

where $0 < \gamma < \infty$ is the contrast parameter on the material properties and $B_\varepsilon(\hat{x}) := \{|x - \hat{x}| < \varepsilon\}$ for $\hat{x} \in \Omega^M$. Note that in this case the topologies of the original and perturbed domains are preserved. However, we are introducing a non-smooth perturbation in the coefficients of the differential operator through the contrast γ_ε , by changing the material property of the background in a small region $B_\varepsilon \subset \Omega^M$. Therefore, the sensitivity of the shape functional with respect to the nucleation of an inclusion can also be handle through the topological asymptotic analysis concept, which actually is the best approach for such a problem. The variational formulation associated with the perturbed coupled system reads:

PROBLEM 4.1. *Find $u_\varepsilon \in \mathcal{V}$ and $q_\varepsilon \in \mathcal{Q}$ such that*

$$(4.2) \quad \begin{cases} \int_{\Omega^M} \sigma_\varepsilon(u_\varepsilon) \cdot \nabla^s \eta - \int_{\Gamma^*} k u_\varepsilon \cdot \eta + \int_{\Omega^P} S(w_\varepsilon, q_\varepsilon) \cdot \nabla^s \eta = 0 & \forall \eta \in \mathcal{V}, \\ \int_{\Omega^P} \phi(w_\varepsilon, q_\varepsilon) \cdot \nabla \xi = 0 & \forall \xi \in \mathcal{Q}_0, \end{cases}$$

where $\sigma_\varepsilon(u_\varepsilon) = \gamma_\varepsilon C \nabla^s u_\varepsilon$. In addition, $u_\varepsilon = u_\varepsilon$ in Ω^M and $u_\varepsilon = w_\varepsilon$ in Ω^P .

4.1. Preliminaries. In the paper a coupled model is considered in the domain $\Omega := \Omega^M \cup \Gamma \cup \Omega^P$, where Ω^M , Ω^P are the elastic and piezoelectric subdomains, and Γ stands for an interface, as shown in Fig. 2. The coupled system is well-posed, and can be written in the strong form as an abstract equation for the unknown functions $U := (u, w, q)$,

$$(4.3) \quad LU = F$$

in the appropriate function spaces over the domain Ω . F is a vector that has the generalized loading system for the problem and L is the matrix of the complete system of equations. The weak form reads

$$(4.4) \quad \mathcal{L}(U, \Phi) = (F, \Phi),$$

with the test functions Φ . The bilinear form associated with the elastic component of the coupled model in the subdomain Ω^M is simply given by standard expression of linear elasticity

$$(4.5) \quad (u, \eta) \mapsto a(\Omega^M; u, \eta) := \int_{\Omega^M} \sigma(u) \cdot \nabla^s \eta$$

in the unperturbed subdomain Ω^M , as well as by

$$(4.6) \quad (u, \eta) \mapsto a_\varepsilon(\Omega^M; u, \eta) := \int_{\Omega^M} \sigma_\varepsilon(u) \cdot \nabla^s \eta$$

in the perturbed subdomain by an inclusion. Here $\varepsilon \rightarrow 0$ is the parameter which governs the size of the topological perturbation. In the latter case, the weak formulation

of the coupled model also depends on the small parameter ε , and can be rewritten as follows

$$(4.7) \quad \mathcal{L}_\varepsilon(U_\varepsilon, \Phi) = (F, \Phi),$$

or written in the strong form $L_\varepsilon U_\varepsilon = F$. The perturbed system is also well-posed for $\varepsilon \in [0, \varepsilon_0)$, with $\varepsilon_0 > 0$, i.e., the inverse operator is uniformly bounded: $\|U_\varepsilon\| \leq C\|F\|$ in appropriate norms. However, in the case of a cavity the associated function spaces are obviously dependent on the small parameter ε . The case of an inclusion is therefore the regular perturbation of the problem in the fixed function spaces setting.

We proceed further with the domain decomposition technique in the subdomain $\Omega^M := B_R \cup \Gamma_R \cup \Omega_R^M$, where B_R is the ball of radius R which contains the topological perturbation denoted by B_ε , $\Gamma_R \equiv \partial B_R$ stands for the boundary of B_R , and the remaining subdomain $\Omega_R^M := \Omega^M \setminus \overline{B_R}$ is far from the singular topological domain perturbation.

Let u_ε denote the solution of coupled equations in the perturbed domain Ω i.e., including the inclusion B_ε . We are going to show, that the restriction of u_ε to the truncated domain solves a boundary value problem with the nonlocal boundary conditions on Γ_R defined by the Steklov-Poincaré operator. Since for all $\varepsilon \in [0, \varepsilon_0)$,

$$(4.8) \quad a_\varepsilon(\Omega^M; u_\varepsilon, \eta) = a(\Omega_R^M; u_\varepsilon, \eta) + a_\varepsilon(B_R; u_\varepsilon, \eta)$$

and the last term is equivalent to the Steklov-Poincaré component by construction

$$(4.9) \quad a_\varepsilon(B_R; u_\varepsilon, \eta) \equiv (\mathcal{A}_\varepsilon(u_\varepsilon), \eta)_{\Gamma_R}.$$

Henceforth the bilinear form in the topologically perturbed domain Ω^M can be replaced by the bilinear form in the unperturbed domain Ω_R^M , however with a nonlocal pseudo-differential operator

$$(4.10) \quad a_\varepsilon(\Omega^M; u_\varepsilon, \eta) = a(\Omega_R^M; u_\varepsilon, \eta) + (\mathcal{A}_\varepsilon(u_\varepsilon), \eta)_{\Gamma_R}.$$

This replacement is in fact crucial for the proofs of topological differentiability for the shape functionals defined for the coupled system. Actually, the asymptotic expansion of the solutions to the coupled model in the truncated domain can be easily deduced from the well-posedness of the model. It means that for the linear model, and the regular perturbations of the differential operator, the asymptotic expansion of the Steklov-Poincaré operator

$$(4.11) \quad \mathcal{A}_\varepsilon = \mathcal{A} + f(\varepsilon)\mathcal{A}' + \mathcal{R}_\varepsilon(f(\varepsilon)),$$

with $f(\varepsilon) \sim |B_\varepsilon|$, implies the asymptotic expansion of the solutions to the coupled model in the truncated domain $\Omega_R^M \cup \Gamma_R \cup \Omega^P$ of the same form

$$(4.12) \quad U_\varepsilon = U + f(\varepsilon)U' + \tilde{U}_\varepsilon,$$

where \tilde{U}_ε is the remainder, namely $\|\tilde{U}_\varepsilon\| = o(f(\varepsilon))$ in appropriated norms.

4.2. Topological Asymptotic Expansion of the Steklov-Poincaré operator. The proposed method of asymptotic analysis is employed now to the coupled system defined in Ω_R . The dependence of the model on the small parameter $\varepsilon \rightarrow 0$

occurs in the nonlocal boundary conditions imposed on Γ_R . The variational form of (4.2) restricted to Ω_R is obtained,

$$(4.13) \quad \left\{ \begin{array}{l} \int_{\Omega^M \setminus \overline{B_R}} \sigma_\varepsilon(u_\varepsilon) \cdot \nabla^s \eta + \int_{\partial B_R} \mathcal{A}_\varepsilon(u_\varepsilon) \cdot \eta - \\ \int_{\Gamma^*} k u_\varepsilon \cdot \eta + \int_{\Omega^P} S(w_\varepsilon, q_\varepsilon) \cdot \nabla^s \eta = 0 \quad \forall \eta \in \mathcal{V}, \\ \int_{\Omega^P} \phi(w_\varepsilon, q_\varepsilon) \cdot \nabla \xi = 0 \quad \forall \xi \in \mathcal{Q}_0, \end{array} \right.$$

where $B_R = B_R(\hat{x})$ is a ball of radius R and center at $\hat{x} \in \Omega^M$.

The Steklov-Poincaré operator on the interior boundary ∂B_R of the truncated domain Ω_R

$$(4.14) \quad \mathcal{A}_\varepsilon : \varphi \in H^{1/2}(\partial B_R; \mathbb{R}^d) \rightarrow \sigma_\varepsilon(u_\varepsilon)n \in H^{-1/2}(\partial B_R; \mathbb{R}^d),$$

by construction coincides with the Dirichlet-to-Neumann map of the linear elasticity on the ball B_R ,

$$(4.15) \quad \left\{ \begin{array}{ll} \operatorname{div} \sigma_\varepsilon(v_\varepsilon) = 0 & \text{in } B_R, \\ \sigma_\varepsilon(v_\varepsilon) = \gamma_\varepsilon C \nabla^s v_\varepsilon, & \\ v_\varepsilon = \varphi & \text{on } \partial B_R, \\ \llbracket v_\varepsilon \rrbracket = 0 & \\ \llbracket \sigma_\varepsilon(v_\varepsilon) \rrbracket n = 0 & \text{on } \partial B_\varepsilon, \end{array} \right.$$

with $\mathcal{A}_\varepsilon(\varphi) = \sigma_\varepsilon(v_\varepsilon)n$, which assures the identity $v_\varepsilon = u_\varepsilon|_{B_R}$ in B_R , where u_ε is the solution of the perturbed problem in Ω .

REMARK 4.2. *If the Steklov-Poincaré operator $\varphi \mapsto \mathcal{A}_\varepsilon(\varphi)$ of problem (4.13) is the Dirichlet-to-Neumann map defined by (4.15), then the solution to (4.13) coincides with the restriction to Ω_R of the solution to perturbed problem in Ω . The identity for the energy functional of (4.15) holds*

$$(4.16) \quad \begin{aligned} 0 &= - \int_{B_R} \operatorname{div} \sigma_\varepsilon(v_\varepsilon) \cdot v_\varepsilon = \int_{B_R} \sigma_\varepsilon(v_\varepsilon) \cdot \nabla^s v_\varepsilon - \int_{\partial B_R} \sigma_\varepsilon(v_\varepsilon)n \cdot v_\varepsilon \\ &= \int_{B_R} \sigma_\varepsilon(v_\varepsilon) \cdot \nabla^s v_\varepsilon - \int_{\partial B_R} \mathcal{A}_\varepsilon(\varphi) \cdot \varphi, \end{aligned}$$

hence the elastic energy in B_R equals to the energy of the Steklov-Poincaré operator on the boundary. Thus we conclude that the asymptotic expansion of the Steklov-Poincaré operator on the common boundary ∂B_R equals to the asymptotic expansion of the elastic energy in the domain B_R . Namely

$$(4.17) \quad \int_{B_R} \sigma_\varepsilon(v_\varepsilon) \cdot \nabla^s v_\varepsilon = \int_{\partial B_R} \mathcal{A}_\varepsilon(\varphi) \cdot \varphi,$$

for the mapping defined by (4.15)

$$(4.18) \quad \varphi \in H^{1/2}(\partial B_R; \mathbb{R}^d) \rightarrow \sigma_\varepsilon(v_\varepsilon)n \in H^{-1/2}(\partial B_R; \mathbb{R}^d).$$

Since the operator \mathcal{A}_ε is symmetric, we can also write

$$(4.19) \quad \int_{B_R} \sigma_\varepsilon(v_\varepsilon) \cdot \nabla^s v_\varepsilon = \langle \mathcal{A}_\varepsilon(\varphi), \varphi \rangle_{(H^{-1/2} \times H^{1/2})(\partial B_R; \mathbb{R}^d)}.$$

It is well-know that the topological asymptotic expansion for the energy functional takes the following form [24]:

$$(4.20) \quad \int_{B_R} \sigma_\varepsilon(v_\varepsilon) \cdot \nabla^s v_\varepsilon = \int_{B_R} \sigma(v) \cdot \nabla^s v + f(\varepsilon) \mathbb{P}_\gamma \sigma(v(\hat{x})) \cdot \nabla^s v(\hat{x}) + \mathcal{R}(f(\varepsilon)) ,$$

where $v = u|_{B_R}$ is the solution to the original (unperturbed) problem (3.6) and \mathbb{P}_γ is the Pólya-Szegő polarization tensor. According to [29] we have the following expansion of the Steklov-Poincaré operator

$$(4.21) \quad \mathcal{A}_\varepsilon = \mathcal{A} + f(\varepsilon)\mathcal{B} + \mathcal{R}_\varepsilon$$

in the operator norm $\mathcal{L}(H^{1/2}(\partial B_R; \mathbb{R}^d); H^{-1/2}(\partial B_R; \mathbb{R}^d))$. By symmetry of the operator, the expansion of the energy functional can also be written as

$$(4.22) \quad \langle \mathcal{A}_\varepsilon(\varphi), \vartheta \rangle = \langle \mathcal{A}(\varphi), \vartheta \rangle + f(\varepsilon) \langle \mathcal{B}(\varphi), \vartheta \rangle + \langle \mathcal{R}_\varepsilon(\varphi), \vartheta \rangle ,$$

where $\langle \mathcal{R}_\varepsilon(\varphi), \vartheta \rangle = \mathcal{R}(f(\varepsilon))$. Then, from the asymptotic expansion of the energy functional, we get

$$(4.23) \quad \langle \mathcal{B}(\varphi), \vartheta \rangle = \mathbb{P}_\gamma \sigma(\varphi(\hat{x})) \cdot \nabla^s \vartheta(\hat{x}) \quad \forall \hat{x} \in \Omega^M .$$

4.3. Topological Asymptotic Expansion of the Solution. We consider the following ansätze for the solutions $u_\varepsilon, w_\varepsilon, q_\varepsilon$ to the topologically perturbed coupled system (4.2)

$$(4.24) \quad u_\varepsilon = u + f(\varepsilon)g + \tilde{u}_\varepsilon ,$$

$$(4.25) \quad w_\varepsilon = w + f(\varepsilon)h + \tilde{w}_\varepsilon ,$$

$$(4.26) \quad q_\varepsilon = q + f(\varepsilon)p + \tilde{q}_\varepsilon ,$$

where u, w, q are solutions to the original (unperturbed) coupled system (3.6), g, h, p are the first order asymptotic correction terms and $\tilde{u}_\varepsilon, \tilde{w}_\varepsilon, \tilde{q}_\varepsilon$ are the remainders. Now, we plug these ansätze in (4.2) and collect the terms with the same powers of ε to obtain three boundary value problems. The first problem for u, w and q

$$(4.27) \quad \left\{ \begin{array}{l} \int_{\Omega^M \setminus \overline{B_R}} \sigma(u) \cdot \nabla^s \eta + \int_{\partial B_R} \mathcal{A}(u) \cdot \eta - \\ \int_{\Gamma^*} k u \cdot \eta + \int_{\Omega^P} S(w, q) \cdot \nabla^s \eta = 0 \quad \forall \eta \in \mathcal{V} , \\ \int_{\Omega^P} \phi(w, q) \cdot \nabla \xi = 0 \quad \forall \xi \in \mathcal{Q}_0 . \end{array} \right.$$

The second problem for g, h and p

$$(4.28) \quad \left\{ \begin{array}{l} \int_{\Omega^M \setminus \overline{B_R}} \sigma(g) \cdot \nabla^s \eta + \int_{\partial B_R} (\mathcal{A}(g) + \mathcal{B}(u)) \cdot \eta - \\ \int_{\Gamma^*} k g \cdot \eta + \int_{\Omega^P} S(h, p) \cdot \nabla^s \eta = 0 \quad \forall \eta \in \mathcal{V} , \\ \int_{\Omega^P} \phi(h, p) \cdot \nabla \xi = 0 \quad \forall \xi \in \mathcal{Q}_0 , \end{array} \right.$$

and the third problem for the remainders \tilde{u}_ε , \tilde{w}_ε and \tilde{q}_ε

$$(4.29) \quad \left\{ \begin{array}{l} \int_{\Omega^M \setminus \overline{B_R}} \sigma_\varepsilon(\tilde{u}_\varepsilon) \cdot \nabla^s \eta + \int_{\partial B_R} \mathcal{A}_\varepsilon(\tilde{u}_\varepsilon) \cdot \eta - \\ \int_{\Gamma^*} k \tilde{u}_\varepsilon \cdot \eta + \int_{\Omega^P} S(\tilde{w}_\varepsilon, \tilde{q}_\varepsilon) \cdot \nabla^s \eta = \int_{\partial B_R} \mathfrak{F}_\varepsilon \cdot \eta \quad \forall \eta \in \mathcal{V}, \\ \int_{\Omega^P} \phi(\tilde{w}_\varepsilon, \tilde{q}_\varepsilon) \cdot \nabla \xi = 0 \quad \forall \xi \in \mathcal{Q}_0, \end{array} \right.$$

where the source \mathfrak{F}_ε is given by

$$(4.30) \quad \mathfrak{F}_\varepsilon = -(\mathcal{R}_\varepsilon(u) + f(\varepsilon)\mathcal{R}_\varepsilon(g) + f(\varepsilon)^2\mathcal{B}(g)).$$

The estimations $\|\tilde{u}_\varepsilon\|_{H^1(\Omega^M \setminus \overline{B_R}; \mathbb{R}^d)} = o(f(\varepsilon))$, $\|\tilde{w}_\varepsilon\|_{H^1(\Omega^P; \mathbb{R}^d)} = o(f(\varepsilon))$ and $\|\tilde{q}_\varepsilon\|_{H^1(\Omega^P)} = o(f(\varepsilon))$ hold true for the remainders.

4.4. Topological Asymptotic Expansion of the Shape Functional. Now we are in position to establish the asymptotic expansion of the shape functional and obtain its topological derivative. After introducing the first ansatz in the shape functional associated to the perturbed problem, we have

$$(4.31) \quad \begin{aligned} J(u_\varepsilon) &= - \int_{\Gamma^*} (u + f(\varepsilon)g + \tilde{u}_\varepsilon) \cdot e \\ &= - \int_{\Gamma^*} u \cdot e - f(\varepsilon) \int_{\Gamma^*} g \cdot e - \int_{\Gamma^*} \tilde{u}_\varepsilon \cdot e \\ &= J(u) - f(\varepsilon) \int_{\Gamma^*} g \cdot e + \mathcal{R}(f(\varepsilon)). \end{aligned}$$

Now, let us rewrite the adjoint system (3.15) as

$$(4.32) \quad \left\{ \begin{array}{l} \int_{\Omega^M \setminus \overline{B_R}} \sigma(u^a) \cdot \nabla^s \eta + \int_{\partial B_R} \mathcal{A}(u^a) \cdot \eta - \\ \int_{\Gamma^*} k u^a \cdot \eta + \int_{\Omega^P} S^a(w^a, q^a) \cdot \nabla^s \eta = \int_{\Gamma^*} e \cdot \eta \quad \forall \eta \in \mathcal{V}, \\ \int_{\Omega^P} \phi^a(w^a, q^a) \cdot \nabla \xi = 0 \quad \forall \xi \in \mathcal{Q}_0. \end{array} \right.$$

By taking g , h and p as the test functions in (4.32) we have the following equalities

$$(4.33) \quad \int_{\Omega^M \setminus \overline{B_R}} \sigma(u^a) \cdot \nabla^s g + \int_{\partial B_R} \mathcal{A}(u^a) \cdot g - \int_{\Gamma^*} k u^a \cdot g + \int_{\Omega^P} A \nabla^s w^a \cdot \nabla^s h - \int_{\Omega^P} P \nabla q^a \cdot \nabla^s h = \int_{\Gamma^*} e \cdot g,$$

$$(4.34) \quad - \int_{\Omega^P} P^\top \nabla^s w^a \cdot \nabla p - \int_{\Omega^P} K \nabla q^a \cdot \nabla p = 0.$$

On the other hand, by taking u^a , w^a and q^a as the test functions in (4.28) we obtain

$$(4.35) \quad \int_{\Omega^M \setminus \overline{B_R}} \sigma(g) \cdot \nabla^s u^a + \int_{\partial B_R} (\mathcal{A}(g) + \mathcal{B}(u)) \cdot u^a - \int_{\Gamma^*} k g \cdot u^a + \int_{\Omega^P} A \nabla^s h \cdot \nabla^s w^a + \int_{\Omega^P} P \nabla p \cdot \nabla^s w^a = 0,$$

$$(4.36) \quad \int_{\Omega^P} P^\top \nabla^s h \cdot \nabla q^a - \int_{\Omega^P} K \nabla p \cdot \nabla q^a = 0.$$

Combining the above equalities yields the following important result

$$\begin{aligned}
\int_{\Gamma^*} e \cdot g &= - \int_{\partial B_R} \mathcal{B}(u) \cdot u^a \\
&= - \langle \mathcal{B}(u), u^a \rangle_{(H^{-1/2} \times H^{1/2})(\partial B_R; \mathbb{R}^d)} \\
(4.37) \qquad &= - \mathbb{P}_\gamma \sigma(u(\hat{x})) \cdot \nabla^s u^a(\hat{x}),
\end{aligned}$$

where we have considered the symmetry of the bilinear forms. Finally, the topological asymptotic expansion of the shape functional leads to

$$(4.38) \qquad J(u_\varepsilon) = J(u) + f(\varepsilon) \mathbb{P}_\gamma \sigma(u(\hat{x})) \cdot \nabla^s u^a(\hat{x}) + \mathcal{R}(f(\varepsilon)).$$

By assuming that the inclusion is far from the piezoelectric part, the topological derivative is given by the following closed formula

$$(4.39) \qquad \mathcal{T}(\hat{x}) = \mathbb{P}_\gamma \sigma(u(\hat{x})) \cdot \nabla^s u^a(\hat{x}) \quad \forall \hat{x} \in \Omega^M.$$

where u and u^a are solutions to the original unperturbed direct (3.6) and adjoint (3.15) systems, respectively.

COROLLARY 4.3. *In two spatial dimensions, the function $f(\varepsilon) = \varepsilon^2$ and the polarization tensor for inclusions ($0 < \gamma < \infty$) reads [24] (see also [9])*

$$(4.40) \qquad \mathbb{P}_\gamma = \pi \frac{1-\gamma}{1+\gamma\beta} \left((1+\beta)\mathbb{I} + \frac{1}{2}(\alpha-\beta) \frac{1-\gamma}{1+\gamma\alpha} I \otimes I \right).$$

with the constants α and β given by

$$(4.41) \qquad \alpha = \frac{\lambda + \mu}{\mu} \quad \text{and} \quad \beta = \frac{\lambda + 3\mu}{\lambda + \mu}.$$

In three spatial dimensions, the function $f(\varepsilon) = \varepsilon^3$ and the polarization tensor for holes ($\gamma = 0$) yields [24] (see also [11])

$$(4.42) \qquad \mathbb{P}_0 = 2\pi \frac{1-\nu}{7-5\nu} \left(10\mathbb{I} - \frac{1-5\nu}{1-2\nu} I \otimes I \right),$$

where ν is the Poisson ratio.

5. Numerical Implementation . A numerical procedure has been defined to implement the mathematical formulation described above. First, the constitutive properties for the *direct* problem (3.1) (see (3.2)) are defined. Thus, the tensor C is defined for the elastic part Ω^M , and tensors A , P and K are defined for the electromechanical part Ω^P . The boundary conditions for the *direct* problem (3.1) are also specified (see (3.4)). Thus, the mechanical displacement u is specified on Γ_D ($u = 0$), $\sigma(u)n = ku$ on Γ^* (where k is the stiffness of the spring), and the electric potential q is defined on Γ_P . Next, either problem (3.1) or (3.6) is solved to obtain the displacement field u in Ω^M . Then, we move to the *adjoint* problem, by first defining the constitutive properties for problem (3.10) (see (3.11)). The tensors C , A , P and K are the same, *however, in (3.11) there is a change in the sign of P* . The boundary conditions for the *adjoint* problem (3.10) are also defined. Thus, the mechanical displacement v on Γ_D has homogeneous Dirichlet boundary condition ($v = 0$ on Γ_D , see (3.12)) and $\sigma(v)n = kv - e$ on Γ^* (where k is the stiffness of the spring and e is the prescribed direction (vector) for the maximization of the displacement u (see (3.9)).

The electric potential q on Γ_P has also homogeneous Dirichlet boundary condition ($q = 0$ on $\Gamma_P \cup \Gamma_{P_0}$, see (3.12)). Next, either problem (3.10) or (3.15) is solved to obtain the displacement field v in Ω^M .

Remark: the *adjoint* problem has the same structure of the direct problem (3.1), however *with a change in the sign of the tensor P* , homogeneous boundary condition in the Dirichlet part of the boundary and the Neumann boundary condition on Γ^* .

Following, the value of the contrast parameter γ is defined. With the direct and adjoint displacements, u and v in Ω^M , and the value of γ , the topological derivative (scalar value) is calculated at each point $\hat{x} \in \Omega^M$ by using (4.39):

$$\mathcal{T}(\hat{x}) = \frac{1 - \gamma^*}{1 + \gamma^* \beta} \left((1 + \beta) \sigma(u(\hat{x})) \cdot \nabla^s v(\hat{x}) + \frac{(\alpha - \beta)(1 - \gamma^*)}{2(1 + \gamma^* \alpha)} \text{tr} \sigma(u(\hat{x})) \text{tr}(\nabla^s v(\hat{x})) \right)$$

REMARK 5.1. *For the topological derivative, it is only needed the stress associated to the displacement u and the strain associated to the displacement v in the mechanical part of the domain Ω^M . In addition, the Poissons ratio ν is used to calculate the constants α and β , see (4.41).*

Having made the above considerations, the topological derivative-based optimization algorithm devised in [2] stands out as a particularly well-suited choice to solve the optimization problem that we are dealing with. The procedure relies on a level-set domain representation [25] and the approximation of the topological optimality conditions by a fixed point iteration. In particular, the algorithm displays a marked ability to produce general topological domain changes uncommon to other methodologies based on a level-set representation and it has been successfully applied in [2] to topology optimization in the context of two-dimensional elasticity and flow through porous media. For completeness, the algorithm is outlined in the following. For further details we refer to [2].

With the adoption of a level-set domain representation, the strong material is characterized by a function $\Psi \in L^2(\Omega^M)$ such that

$$(5.1) \quad \Omega^s = \{x \in \Omega^M, \Psi(x) < 0\},$$

whereas the weak material domain is defined by

$$(5.2) \quad \Omega^w = \{x \in \Omega^M, \Psi(x) > 0\}.$$

Now, let us consider the topological derivative $\mathcal{T}(\hat{x})$ of the shape functional $J(u)$. According to [2], an obvious sufficient condition of local optimality of optimization problem for the class of perturbations consisting of circular inclusions is

$$(5.3) \quad \mathcal{T}(\hat{x}) > 0 \quad \forall \hat{x} \in \Omega^M.$$

To devise a level-set-based algorithm whose aim is to produce a topology that satisfies (5.3), it is convenient to define the function

$$(5.4) \quad g(\hat{x}) = \begin{cases} -\mathcal{T}^s(\hat{x}) & \text{if } \hat{x} \in \Omega^s \\ +\mathcal{T}^w(\hat{x}) & \text{if } \hat{x} \in \Omega^w \end{cases}.$$

where $\mathcal{T}^s(\hat{x})$ and $\mathcal{T}^w(\hat{x})$ are given by:

$$(5.5) \quad \begin{aligned} \mathcal{T}^s(\hat{x}) &:= \mathcal{T}(\hat{x}) & \text{with } \gamma^* = \gamma & \text{ and } \hat{x} \in \Omega^s, \\ \mathcal{T}^w(\hat{x}) &:= \mathcal{T}(\hat{x}) & \text{with } \gamma^* = \frac{1}{\gamma} & \text{ and } \hat{x} \in \Omega^w. \end{aligned}$$

With the above definitions and eqs. (5.1,5.2) it can be easily established that the sufficient condition (5.3) is satisfied if the following equivalence relation between g and the level-set function Ψ holds

$$(5.6) \quad \exists \tau > 0 \quad \text{s.t.} \quad g = \tau \Psi ,$$

or, equivalently,

$$(5.7) \quad \theta := \arccos \left[\frac{\langle g, \Psi \rangle_{L^2(\Omega^M)}}{\|g\|_{L^2(\Omega^M)} \|\Psi\|_{L^2(\Omega^M)}} \right] = 0 ,$$

where θ is the angle between the vectors g and Ψ in $L^2(\Omega^M)$.

6. Numerical Experiments . Several implementation examples are presented in this section. In all of them, the materials considered are PZT-5A in fixed piezoelectric domains and Nickel or Titanium in optimizable metallic domains, which properties are given in Tables 1 and 2.

TABLE 1
PZT-5A properties.

ϱ	c_{11}	c_{12}	c_{13}	c_{33}	c_{44}	e_{13}	e_{15}	e_{33}	ε_{11}	ε_{33}
6.080	137.0	69.7	71.6	124.0	31.4	-4.0	10.4	13.8	7.9473	5.1507
g/cm^3	GPa	GPa	GPa	GPa	GPa	C/m^2	C/m^2	C/m^2	nF/m	nF/m

TABLE 2
Nickel and Titanium properties.

	Nickel	Titanium
$\varrho(g/cm^3)$	8.908	4.507
$E(GPa)$	204.6763	109.4027
ν	0.2866	0.2866

6.1. Example 1: Moonie. The first implementation example is the optimization of a moonie, which is a widespread device used to amplify the displacements generated by piezoelectric ceramics. In particular, the design domain considered is shown in Fig. 3, in which only one quadrant of the complete domain is represented, based on horizontal and vertical symmetry assumptions. The objective is the maximization of the outward output displacement in the region Γ_t in response to some electric potential imposed to the electrode Γ_φ , from the fixed ceramic domain denoted by Ω_p . In the output region Γ_t , a spring k_s ensures enough stiffness to the resulting topology obtained within the metallic design domain Ω_s .

In following results, the domain is discretized with a regular mesh of 1920 linear triangles elements at the beginning of the optimization procedure and 491520 elements at the end. The electric potential applied to Γ_φ is $-100V$.

In Fig. 4, the results for two different volume constraints are shown for both Nickel and Titanium design domains, with the spring stiffness set to $1kN/mm$. The deformed configuration of a selected result is shown in Fig. 5. Furthermore, Fig. 6 depicts the

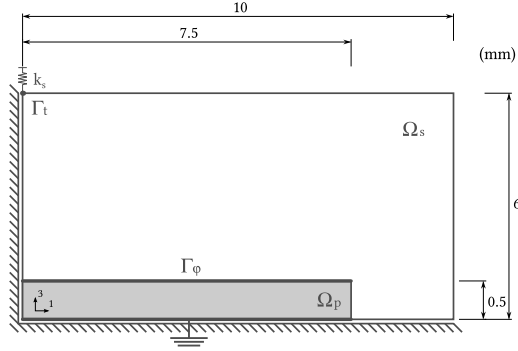


FIG. 3. Example 1: Design domain for piezoelectric moonie (dimensions in mm).

impact that the variation of the spring stiffness k_s has on the final topology obtained, targeting the same final volume. Also in this case, the deformed configuration of a selected result is presented in Fig. 7. As the stiffness value is increased, the coupling structure becomes stiffer and the hinges disappear. The output displacements of each resulting topology presented are listed in Table 3.

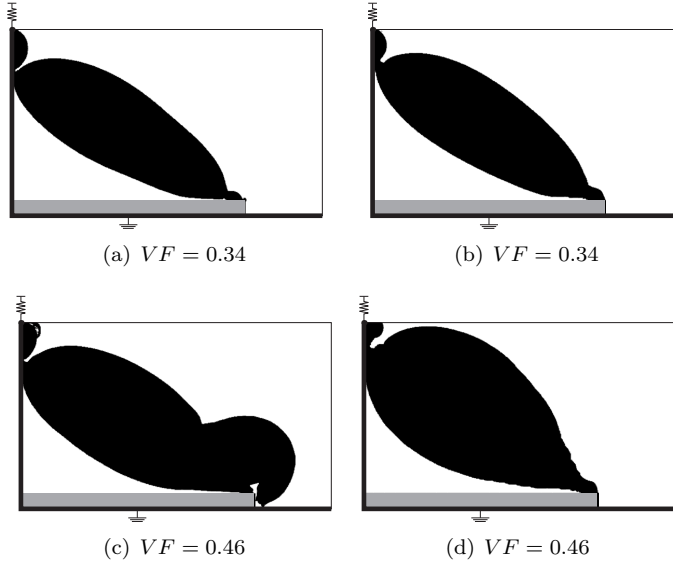


FIG. 4. Example 1: Results for Nickel (left) and Titanium (right) for different volume constraints.

The method gives a quite clear topology. We notice the presence of flexible hinges in the design which also appears for the results obtained by using topology optimization based on the density method [26]. From the deformed configurations we noticed that the actuator generates the desired displacement.

6.2. Example 2: Inverter. The second example considers the same domain from previous section, however, the output displacement region Γ_t is changed, as depicted in Fig. 8. This apparently simple modification in the design domain actually implies in a completely different mechanism, since it seeks an output displacement contrary to the natural movement of the structure, and this is the reason is called

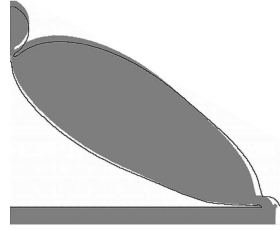


FIG. 5. *Example 1: Deformed configuration for result from Fig. 4(a).*

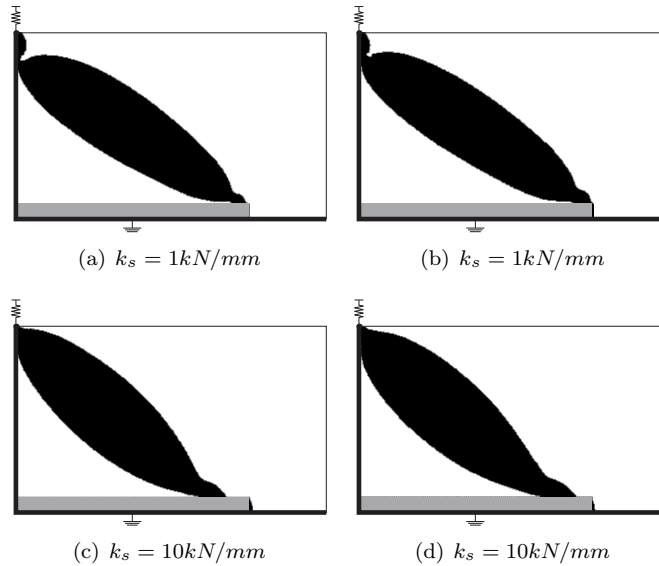


FIG. 6. *Example 1. Results for Nickel (left) and Titanium (right) for $VF=0.30$ and different spring stiffness.*

inverter. The design domain remains being Ω_s , the objective is still the maximization of the outward output displacement in Γ_t and all symmetry assumptions are also valid.

The domain is again discretized with the same mesh of the previous example, the electric potential applied to Γ_φ is $-100V$ and the spring stiffness is set to $1kN/mm$. In Fig. 9, it is shown the results for two different volume constraints by considering Nickel and Titanium design domains. The deformed configuration of a selected result is shown in Fig. 10. The output displacements of each resulting topology presented are listed in Table 4.

The presence of flexible hinges is also noticed in the results. Besides, results from Figs. 9(a) and 9(b) show that the method is clearly able to obtain the topology and not only the external shape of the coupling structure. From the deformed configuration we noticed that the inverter generates a displacement opposite to its natural behavior.

6.3. Example 3: Gripper. The last implementation example investigates the optimization of a gripper. In this case, a half part of the complete device is considered, with horizontal symmetry, as indicated in Fig. 11. Unlike the previous examples, the desired output displacement direction is inwards, since a normally closed gripper is

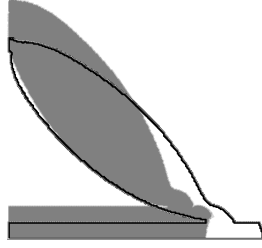


FIG. 7. Example 1: Deformed configuration for result from Fig. 6(d).

TABLE 3
Example 1: Output displacements of moonie resulting topologies.

	Volume Fraction	Displacement (μm)
4(a) Nickel $1kN/mm$	0.34	144.58
4(c) Nickel $1kN/mm$	0.46	148.77
6(a) Nickel $1kN/mm$	0.30	138.59
6(c) Nickel $10kN/mm$	0.30	39.13
4(b) Titanium $1kN/mm$	0.34	133.49
4(d) Titanium $1kN/mm$	0.46	133.93
6(b) Titanium $1kN/mm$	0.30	130.06
6(d) Titanium $10kN/mm$	0.30	33.92

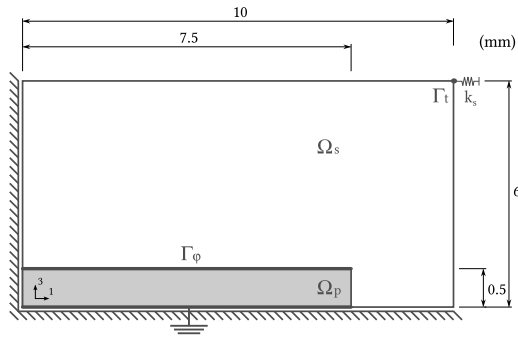


FIG. 8. Example 2: Design domain for piezoelectric inverter (dimensions in mm).

TABLE 4
Example 2: Output displacements of inverter resulting topologies.

	Volume Fraction	Displacement (μm)
9(a) Nickel $1kN/mm$	0.30	71.99
9(c) Nickel $1kN/mm$	0.50	70.37
9(b) Titanium $1kN/mm$	0.30	104.88
9(d) Titanium $1kN/mm$	0.50	112.55

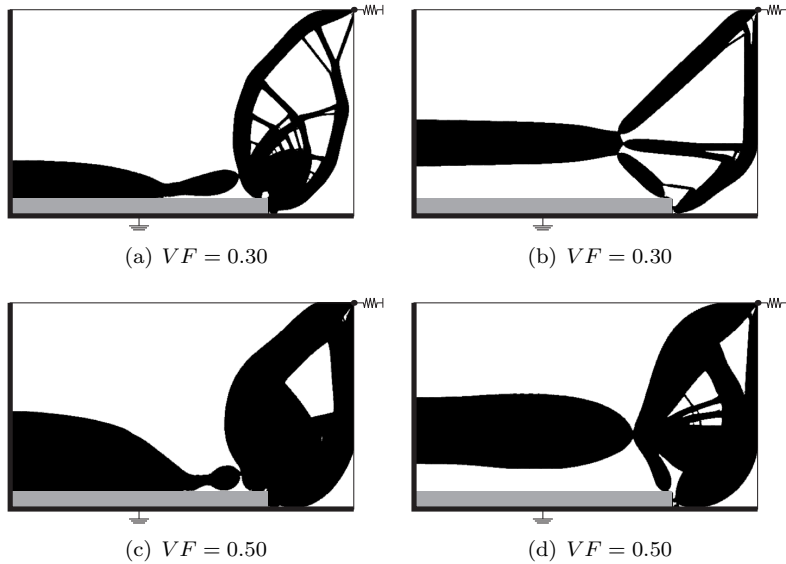


FIG. 9. *Example 2: Results for Nickel (left) and Titanium (right) for different volume constraints.*




FIG. 10. *Example 2: Deformed configuration for result from Fig. 9(a).*

being considered. Given the characteristic of the Γ_t region, k_s is a distributed spring.

In following results, the domain is discretized with a regular mesh of 1596 linear triangles elements at the beginning of the optimization procedure and 408576 elements at the end. The electric potential applied to Γ_φ is $-100V$ and the spring stiffness is set to $1kN/mm$. In Fig. 12, it is shown the results for two different volume constraints by considering Nickel and Titanium design domains. The deformed configuration of a selected result is shown in Fig. 13. The output displacements of each resulting topology presented are listed in Table 5.

Again, results from Fig. 12 show that the method is able to obtain a clear topology. From the deformed configurations we noticed that the gripper generates the desired movement.

7. Conclusions . In the paper the topological derivatives of the tracking-type shape functional for the coupled models of elasto-piezoelectric type are derived in two and three spatial dimensions. The associated shape optimization problems are already analyzed from the point of view of shape optimization in the former papers. In this paper the preceding results are completed by the topological asymptotic analysis. The remarkable simplicity of the closed form sensitivity given by (4.39) is to be noted. In

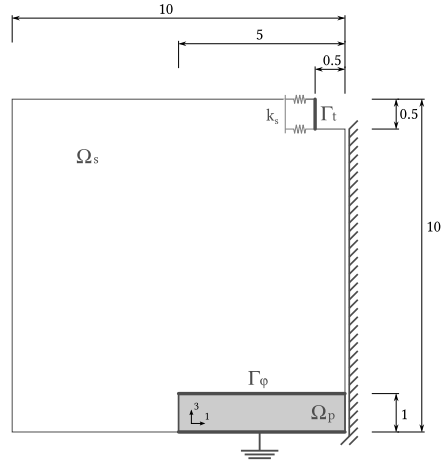


FIG. 11. Example 3: Design domain for piezoelectric gripper (dimensions in mm).

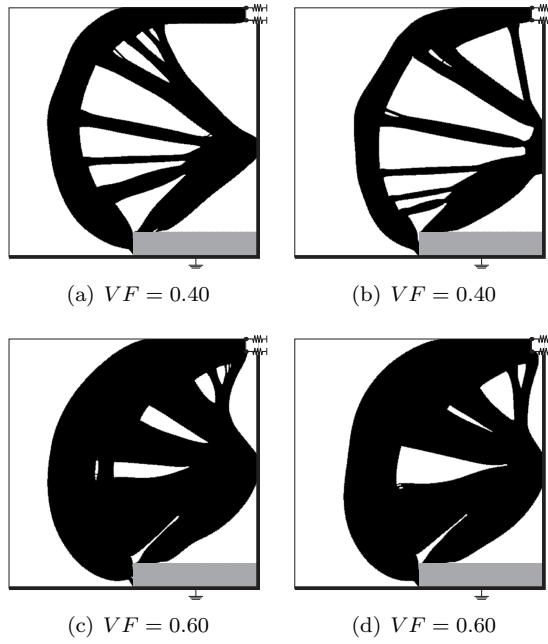


FIG. 12. Example 3: Results for Nickel (left) and Titanium (right) for different volume constraints.

TABLE 5
Example 3: Output displacements of gripper resulting topologies.

	Volume Fraction	Displacement (μm)
12(a) Nickel $1kN/mm$	0.40	-17.81
12(c) Nickel $1kN/mm$	0.60	-21.51
12(b) Titanium $1kN/mm$	0.40	-14.76
12(d) Titanium $1kN/mm$	0.60	-17.10

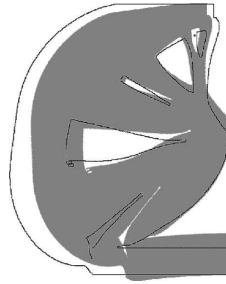


FIG. 13. Example 3: Deformed configuration for result from Fig. 12(d).

fact, once the solutions u, w, q and u^a, w^a, q^a to the original (unperturbed) direct (3.6) and adjoint (3.15) coupled systems have been obtained, the topological derivative $\mathcal{T}(\hat{x})$ can be evaluated for all $\hat{x} \in \Omega^M$. The information provided by $\mathcal{T}(\hat{x})$ can be potentially used in a number of practical applications such as, for example, the shape-topological design of microtools. In particular, some numerical experiments of topology optimization of piezoelectric actuators have been presented.

REFERENCES

- [1] G. Allaire, F. Jouve, and N. Van Goethem. Damage and fracture evolution in brittle materials by shape optimization methods. *Journal of Computational Physics*, 230(12):5010–5044, 2011.
- [2] S. Amstutz, and H. André. A new algorithm for topology optimization using a level-set method. *Journal of Computational Physics*, 216(2):573–588, 2006.
- [3] S. Amstutz, S.M. Giusti, A.A. Novotny, and E.A. de Souza Neto. Topological derivative for multi-scale linear elasticity models applied to the synthesis of microstructures. *International Journal for Numerical Methods in Engineering*, 84:733–756, 2010.
- [4] S. Amstutz, A.A. Novotny, and E.A. de Souza Neto. Topological derivative-based topology optimization of structures subject to Drucker-Prager stress constraints. *Computer Methods in Applied Mechanics and Engineering*, 233–236:123–136, 2012.
- [5] E. Bänsch, M. Kaltenbacher, G. Leugering, F. Schury, and F. Wein, Optimization of electro-mechanical smart structures, 2012, 160, 501–519, Birkhäuser/Springer Basel AG, Basel, Internat. Ser. Numer. Math., Constrained optimization and optimal control for partial differential equations.
- [6] R.C. Carbonari, E.C.N Silva and S. Nishiwaki. Design of piezoelectric multiactuated microtools using topology. *Smart Materials and Structures*, v. 14, p. 1431-1447, 2005.
- [7] R.C. Carbonari, E.C.N Silva and S. Nishiwaki. Optimum placement of piezoelectric material in piezoactuator design. *Smart Materials and Structures*, v. 16, p. 207-220, 2007.
- [8] R.C. Carbonari, E.C.N Silva and G.H. Paulino. Multi-actuated functionally graded piezoelectric micro-tools design: A multiphysics topology optimization approach. *International Journal for Numerical Methods in Engineering*, v. 77, p. 301-336, 2009.
- [9] J. Céa, S. Garreau, P. Guillaume, and M. Masmoudi. The shape and topological optimizations connection. *Computer Methods in Applied Mechanics and Engineering*, 188(4):713–726, 2000.
- [10] P.G. Ciarlet. *Mathematical Elasticity, Volume I: Three-Dimensional Elasticity*. Amsterdam, 1988, North-Holland.
- [11] S. Garreau, P. Guillaume, and M. Masmoudi. The topological asymptotic for PDE systems: the elasticity case. *SIAM Journal on Control and Optimization*, 39(6):1756–1778, 2001.
- [12] N. Van Goethem and A.A. Novotny. Crack nucleation sensitivity analysis. *Mathematical Methods in the Applied Sciences*, 33(16):197–1994, 2010.
- [13] W.A. Gross. The second fundamental problem of elasticity applied to a plane circular ring. *Zeitschrift für Angewandte Mathematik und Physik*, 8:71–73, 1957.
- [14] M. Hintermüller and A. Laurain. Multiphase image segmentation and modulation recovery based on shape and topological sensitivity. *Journal of Mathematical Imaging and Vision*, 35:1–22, 2009.

- [15] M. Hintermüller, A. Laurain, and A.A. Novotny. Second-order topological expansion for electrical impedance tomography. *Advances in Computational Mathematics*, 36(2):235–265, 2012.
- [16] M. Kachanov, B. Shafiro, and I. Tsukrov. *Handbook of Elasticity Solutions*. Kluwer Academic Publishers, Dordrecht, 2003.
- [17] I. Lasiecka. *Mathematical control theory of coupled PDEs*, volume 75 of *CBMS-NSF Regional Conference Series in Applied Mathematics*. Society for Industrial and Applied Mathematics (SIAM), Philadelphia, PA, 2002.
- [18] G. Leugering, A. A. Novotny, G. Perla-Menzala, and J. Sokołowski. On shape optimization for an evolution coupled system. *Applied Mathematical & Optimization*, 64:441–466, 2011.
- [19] G. Leugering, A.A. Novotny, G. Perla-Menzala, and J. Sokołowski. Shape sensitivity analysis of a quasi-electrostatic piezoelectric system in multilayered media. *Mathematical Methods in the Applied Sciences*, 33(17):2118–2131, 2010.
- [20] V. N. Melnik. Existence and uniqueness theorems of the generalized solution for a class of non-stationary problem of coupled electroelasticity. *Soviet Mathematics, Izvestiya VUZ. Matematik*, 35(4):24–32, 1991.
- [21] D. Mercier and S. Nicaise. Existence, uniqueness and regularity results for piezoelectric systems. *SIAM Journal on Mathematical Analysis*, 37:651–672, 2005.
- [22] N.I. Muskhelishvili. *Some Basic Problems on the Mathematical Theory of Elasticity*. Noordhoff, Groningen, 1952.
- [23] S.A. Nazarov and J. Sokołowski. *Asymptotic analysis of shape functionals* *Journal de Mathématiques Pures et Appliquées*, 82(2):125–196, 2003.
- [24] A. A. Novotny and J. Sokołowski. *Topological derivatives in shape optimization*. Interaction of Mechanics and Mathematics. Springer, 2013.
- [25] S. Osher and J.A. Sethian *Front propagating with curvature dependent speed: algorithms based on Hamilton-Jacobi formulations* *Journal of Computational Physics*, 78:12–49, 1988.
- [26] T.A. Poulsen. A simple scheme to prevent checkerboard patterns and one-node connected hinges in topology optimization. *Struct. Multidisc. Optim.* 24, 396–399, 2002.
- [27] E. C. N. Silva and N. Kikuchi. Design of piezoelectric transducers using topology optimization. *Smart Materials and Structures*, 8:350–364, 1999.
- [28] J. Sokołowski and A. Żochowski. On the topological derivative in shape optimization. *SIAM Journal on Control and Optimization*, 37(4):1251–1272, 1999.
- [29] J. Sokołowski and A. Żochowski. Modelling of topological derivatives for contact problems. *Numerische Mathematik*, 102(1):145–179, 2005.
- [30] J. Sokołowski and A. Żochowski. Topological derivatives in plane elasticity. In *23rd IFIP TC 7 Conference on System Modeling and Optimization, IFIP Advances in Information and Communication Technology Volume 312, 2009, pp 459-475*, Berlin, Germany, 2009. Springer.
- [31] J. Sokołowski and J.-P. Zolesio. *Introduction to shape optimization - shape sensitivity analysis*. Berlin, Germany, 1992, Springer.
- [32] T. Valent. *Boundary Value Problems of Finite Elasticity*. Tracts in Natural Philosophy, Vol. 31, Berlin, 1988, Springer.