



**HAL**  
open science

# A Non Intrusive Method for Measuring Visual Attention Designed for the Study and Characterization of Users' Behavior in Serious Games

Zahen Malla Osman, Jérôme Dupire, Alexandre Topol, Pierre Cubaud

► **To cite this version:**

Zahen Malla Osman, Jérôme Dupire, Alexandre Topol, Pierre Cubaud. A Non Intrusive Method for Measuring Visual Attention Designed for the Study and Characterization of Users' Behavior in Serious Games. *International Journal On Advances in Internet Technology*, 2014, 7 (3&4), pp.262-271. hal-01101307

**HAL Id: hal-01101307**

**<https://hal.science/hal-01101307v1>**

Submitted on 8 Jan 2015

**HAL** is a multi-disciplinary open access archive for the deposit and dissemination of scientific research documents, whether they are published or not. The documents may come from teaching and research institutions in France or abroad, or from public or private research centers.

L'archive ouverte pluridisciplinaire **HAL**, est destinée au dépôt et à la diffusion de documents scientifiques de niveau recherche, publiés ou non, émanant des établissements d'enseignement et de recherche français ou étrangers, des laboratoires publics ou privés.

## A Non Intrusive Method for Measuring Visual Attention Designed for the Study and Characterization of Users' Behavior in Serious Games

Zahen Malla Osman, Jérôme Dupire, Alexandre Topol, and Pierre Cubaud

Centre d'Etude et de Recherche en Informatique et Communications

Conservatoire National des Arts et Métiers

Paris, France

Email: {zahen.malla\_osman, dupire, topol, cubaud}@cnam.fr

**Abstract**—The study and characterization of user behavior in the context of human computer interaction allows us to improve the design of interactive applications. Using certain sensors to analyze user behavior such as an eye tracking system can be intrusive and uncomfortable. In this paper, we report on an experiment to determine the minimum field of view that permits the user to perform an effective search task in a 3D virtual environment, by analyzing how the user controls the virtual camera. Our study exploits a model based on the use of several novel non intrusive temporal and quantitative measures of visual attention, such as: fixation, gaze, and movement. Seven out of ten measures gave significant results with the same findings.

**Keywords**—Field of view; virtual environment; video games; visual attention; virtual camera; eye tracking; non intrusive.

### I. INTRODUCTION

The use of non intrusive visual attention measures to analyze users' behavior in 3D virtual environments was originally proposed in our previous work [1]. Here, we extend this work by presenting more details about our study and its implementation in serious games.

We commonly refer to the term “attention” to indicate the presence of important information. Attention is an ability function for selecting an object or stimulus among many others [2]. It describes the cognitive process of selectively concentrating on one aspect of the environment while ignoring others; it has also been defined as the allocation of processing resources [3].

Visual attention is the ability of a vision system, whether human or artificial, to quickly select the most pertinent information from the environment in which it operates [4].

Some diseases, such as Alzheimer's disease, can currently be measured using attention measures, due to the fact that attention varies depending on physiological factors (e.g., fatigue and rest) or psychological factors (e.g., stress and motivation).

The model presented in this paper was built during the design of *Le Village aux Oiseaux*. *Le Village aux Oiseaux* [5] is a therapeutic game for seniors who suffer from Alzheimer's disease. This game is designed to train the player's attention network in order to decrease cognitive loss due to Alzheimer's disease. The gameplay of *Le Village aux Oiseaux* has been developed as a 3D FPS (First Person

Shooter) video game. The player takes the role of a photographer who helps the inhabitants of a small town to prevent the destruction of their town. The player's mission is to take pictures of birds: they aim to fix a target (bird) on the screen and press a button to validate. FPS games, however, are usually designed for young male gamers; certain modifications are needed to make these games accessible for seniors.

In order to provide such training, a major challenge is to know whether our player is focused on the game and to have an approximation of how high his/her attention capabilities are. Having such data allows us to (1) help the player to concentrate by adding special events (e.g., visual and sound effects) in the game, (2) modify the game difficulty to adapt to the player.

Taking into consideration the physiological and the behavioral manifestations such as electro-dermal activity, heart rate, blood pressure, electromyographic activity, and encephalographic activity allows us to analyze user behavior. Currently, these signals are measured by sensors such as ECG, EEG sensors, or eye trackers.

Eye tracking has been used to measure visual attention for many years. It is the process of using sensors to localize the position and the behavior of the eyes. Eye trackers work with micro-cameras that focus their targets on both eyes and record their movements when the user fixes his/her attention on a stimulus. They capture the contrast between the pupil and the retina using a projection of infrared light by analyzing the light reflected by the cornea of the human eye. Thus, from an initial calibration, the eye tracker can analyze eye movements from top to bottom and left to right. An eye tracking system helps us to determine what a person is looking at, what he/she is not looking at, but also what he/she does and does not pay attention to. Through eye tracking systems we can provide many visual attention measures, such as: fixation, gaze, and movement, in order to analyze users' ocular behavior.

A principal means of interacting with 3D VEs (Virtual Environments), in the case of video games, for example, is the use of the virtual camera, which is relatively easy to access and manipulate via game engines. The use of this virtual camera can show interesting results for non invasive study and characterization of user's behavior - especially in the absence of eye tracking systems, which can sometimes be unavailable.

Our work is focused on the FOV (Field of View) effect of the virtual camera for determining the minimum FOV that allows users to perform an effective search task in a 3D VE.

The remainder of this paper is organized as follows: Section II presents related work. Section III describes our experiment that analyzes user behavior in a 3D VE via the virtual camera. Section IV summarizes our paper and provides an outlook for future work.

## II. RELATED WORK

Gaming is an increasingly prevalent cultural pastime [6], and today the video game is one of the most popular types of software applications in the world. More than half of all Americans play video games, for example [7][8]. Analyzing user behavior allows us to monitor the cognitive status of users while they play video games. We can, for example, determine phases during which the player is motivated or bored, in order to give information to game designers, allowing them to improve the design of their game by identifying the areas of interest that attract the player's attention.

Video games can provide a framework for testing many types of attention measures [9], e.g., playing video games, such as Pac Man, can improve the reaction times of older adults [10]. An action game can improve visual/attentional skills, a strategic game can improve the skills of executive control, and a puzzle game can enhance certain spatial skills [9].

Numerous studies, both academic and industry-based, have been conducted to analyze user behavior. *Le Village aux Oiseaux* has been inspired by a study by Green and Bavelier. Their study shows that action games, particularly FPS games, improve the attention network of their players [6].

Attention measures can be applied in serious games that are primarily tools for learning, e.g., we can imagine an artificial intelligence that adapts with the game's environment based on user behavior. According to Guardiola et al., a serious game is a rule-based formal system with a variable and quantifiable outcome, where different outcomes are assigned different values; the player exerts effort in order to influence the outcome and feels attached to that outcome. Specifically, however, a serious game is combined with a defined real life objective [11]. This definition is based on the classic definition of games given by Juul [12].

Games are designed to be pleasurable and interesting activities; games provide a powerful means of inspiring motivation in users. Generally, games are played for the sake of playing them. By contrast, therapeutic activities are designed to maximize their efficiency.

The McGraw-Hill Concise Dictionary of Modern Medicine<sup>1</sup> proposes this definition of therapy: "A general term for any form of management of a particular condition, treatment intended and expected to alleviate a disease or disorder; any technique of recovery, which may be medical, psychiatric, or psychological." The dictionary also proposes a list of more than two hundred different therapies. Some of

them are very general (e.g., physical therapy), while others are very specific (e.g., Nicotine replacement therapy). *Le village aux Oiseaux* aims to reduce the effects of Alzheimer's disease by training the patient's attentional network [5].

Early identification of cognitive decline is used in geriatric medicine to identify imminent functional impairment and/or to help delay disease progression [13][14][15], e.g., an adaptive intelligent computer game can be used to make an attention deficit/hyperactivity disorder diagnosis [16].

During everyday interactions, our eyes provide a lot of information that reflects our emotional and mental states. Eye movement data reflect moment-to-moment cognitive processes during task execution [17]. Any given image contains multiple elements and the human eye fixes much more on some elements while others may receive little attention; when we look at an object in space (e.g., a wall with windows and doors), our eyes concentrate much more on some parts of this object (e.g., one of the windows), while the other parts of the object may receive less attention [18].

Studying ocular behavior in the context of human computer interaction (e.g., web browsing or video games [19][20][21][22]), allows us to identify and provide many indicators that can be used to evaluate user attention in order to improve the design of an user interface such as, for example, a digital library [23].

Much research has been conducted towards the study of ocular behavior during playing video games. Players of FPS video games concentrate their attention on one region of the game's environment, paying more attention to the center of the screen around the reticule because they shoot enemies through the reticule. By contrast, the attention area is larger in an adventure game because the player's attention is not constrained by any specific area of the screen [24][25].

There are many types of eye behaviors: fixation, being the moment when the eyes are relatively stationary, taking in or encoding information with a minimum duration of 100 milliseconds [26]; saccade, being the eye movement that occurs between fixations with durations of approximately 150–200 milliseconds [27]; and gaze, being the moment when the eyes look at a display element [28]. When we look at an object in a visual display, we may make many fixations on this object. The number of these fixations shows the importance of the display area. A large number of fixations, however, can also reflect a poorly designed interface [28]. Some researchers use a positive score for each correct fixation in the environment, in order to examine user performance, by asking users to fix on specific objects in the environment among other objects (obstacles) [4].

To study user behavior in a 3D VE, a common approach is to ask users to complete search task in order to know how he/she interacts with the 3D VE [29], e.g., users may have to find objects that have specified numbers displayed on them [21], or to find a maximum number of hidden keys distributed in a 3D VE [30].

Our idea was to use the virtual camera of a 3D VE to examine several visual attention measures, such as: fixation, gaze and movement. The use of the 3D VE's virtual camera provides an indirect method for analyzing the effect of FOV

<sup>1</sup> © 2002 by The McGraw-Hill Companies, Inc.

on user behavior, given that the useful FOV is the total area of the visual field within which individuals can obtain useful information without moving their heads or eyes [31][32].

In order to study and characterize user behavior in a 3D VE through the virtual camera, we selected several visual attention measures employed by Gibbs et al. [19]. The measures selected are expressed by the number of fixations, fixation duration, and gaze duration. We also introduced new measures to give more information about how the user performs an effective search task in our 3D VE. The measures that we added are expressed by: the number of gazes, the number of movements, the movement duration, the sum total duration of all fixations per task, the sum total duration of all gazes per task, the sum total of all movements per task, and the total duration of each task.

The principal motivation of this work is to build a novel method for non invasive study and characterization of user behavior in 3D VE (e.g., *Le village aux Oiseaux*), in order to show how users interact within 3D VE with a small FOV (Field of View). Our goal was to examine the FOV effect of the virtual camera on user behavior, and to determine the minimum FOV that allows the user to perform an effective search task in a 3D VE [1]. FOV size is very important for rapid extraction and identification of information in a 3D VE. The effective search task, in the context of our experiment, consists of a simple navigation within the 3D VE for the purpose of finding all objects (e.g., hidden buttons distributed around the VE) using: the least possible number of fixations and the shortest fixation duration; the least possible number of gazes and the shortest gaze duration; the least possible number of movements and the shortest movement duration; the shortest sum total duration of all fixations per task; the shortest sum total duration of all gazes per task; the shortest sum total duration of all movements per task; and the shortest total duration of each task. Our results provide information that can be of benefit to game designers, allowing them to improve gameplay, manage the difficulty of game environments, and optimize the distribution of visual resources.

### III. EXPERIMENT

Gibbs et al. used an eye tracking system to determine whether ocular behavior differs between newspaper websites and TV-oriented websites. They used several visual attention measures to test ocular behavior, such as: number of fixations, fixation duration, and gaze duration. Within the contest of FPS video games, our research uses these measures employed by Gibbs et al., as well as our own measures to analyze user behavior, using the VE's virtual camera instead an eye tracker. The aim of our experiment is to determine the minimum FOV that permits the user to perform an effective search task in a 3D VE, and to generate knowledge for game designers that can help them manage and adapt the difficulty of a 3D VE according to user behavior [1].

The users in our experiment use a mouse and a keyboard to manipulate the virtual camera of our 3D VE as they would in a FPS video game (e.g., *Half Life*, *Counter Strike*). The measures employed in our experiment, consist of various

types, such as: fixation, being a short pause in movement, represented quantitatively by the Number of Fixations (NF) and temporally by the Fixation Duration (FD), which vary between 100 and 300 milliseconds; gaze, which is the time spent looking at a display object, represented by the Number of Gazes (NG) and the Gaze Duration (GD), which starts from 300 milliseconds; the movement between two fixations or gazes, represented by the Number of Movements (NM) and the Movement Duration (MD), which starts from 100 milliseconds.

We also added four measures to those specified above: the Sum Total Duration of all Fixations per task (STDF), the Sum Total Duration of all Gazes per task (STDG), the Sum Total Duration of all Movements per task (STDM), and the Total Duration of each task spent by the user to complete the required task (TD).

A total of 14 volunteers (10 male and 4 female) participated in this experiment. Their ages varied between 25 and 42 years, with a mean of 30. All participants are right-handed, healthy, and have normal or corrected-to-normal vision. The experiment was performed on a desktop personal computer (Intel 3 GHz Core 2 Duo, 4 GB RAM) running Windows 7 Professional, with an LCD display with a resolution of 1920×1040 pixels.

#### A. Procedure

The purpose of the following experiment is to compute visual attention measures and to study the FOV effects on user behavior during a visual search task in a 3D VE. Fig. 1 shows our 3D VE, which is a virtual art gallery similar to the static environment of Lee et al. [21]. We used the Unity3D game engine version 3.5 to create our 3D VE, including all the objects and the buttons. The virtual camera is positioned at the level of the eyes of the user's avatar.




Figure 1. Our 3D virtual environment (the art gallery).

The participants were first invited to complete a short form to provide information including their name, age, gender, and whether or not they often play FPS video games.

Secondly, the participants were asked to perform a free navigation in the 3D VE with a FOV of 80°, simply

navigating in the 3D VE and observing the virtual objects using the mouse and the keyboard to control navigation motion. This step was created as a training phase to learn manipulation of the virtual camera. The participants used the mouse to change the orientation of the virtual camera (yaw and pitch angles) and the keyboard to move the virtual camera. We used an 'AZERTY' format keyboard with the following key mapping: Z: forward, S: back, D: right, Q: left.

Finally, the participants were asked to perform a visual search task to find and validate hidden buttons in the 3D VE. They had to find ten buttons randomly distributed on the surfaces of objects in the 3D VE (each object in our VE contains one hidden button).

Each participant had to find all the hidden buttons using the reticule area (a rectangle 250×150 pixels situated in the center of the screen), and validate them by pressing the Space key. A number is displayed at the top left of the screen to indicate how many hidden buttons are left.

The participant was asked to repeat the search task six times, knowing that we had changed the positions of all the

objects and buttons, as well as the FOV size of the virtual camera before each of the six attempts at the task (10° for the first attempt, 20° for the second, 30° for the third, 50° for the fourth, 80° for the fifth, and 110° for the sixth attempt). The order of the attempts was randomized for each of the participants in order to eliminate the adaptation effect.

The purpose of changing the FOV size (i.e., from 10° to 110°) was to discover how FOV affects user behavior and to determine the minimum FOV that enables the user to perform an effective search task in a FPS type 3D VE, given that the default FOV in a FPS game ranges from 75° to 110°.

Each one of our visual attention measures was computed for each attempt in real time and was recorded for a posteriori analysis.

Fig. 2 shows our 3D VE using four different sizes of FOV. We can see that the navigation with a FOV of 10° (see Fig. 2.a) can be difficult, because the size of FOV is very small compared to the other sizes of FOV (e.g., 30°, 80°, or 110°).

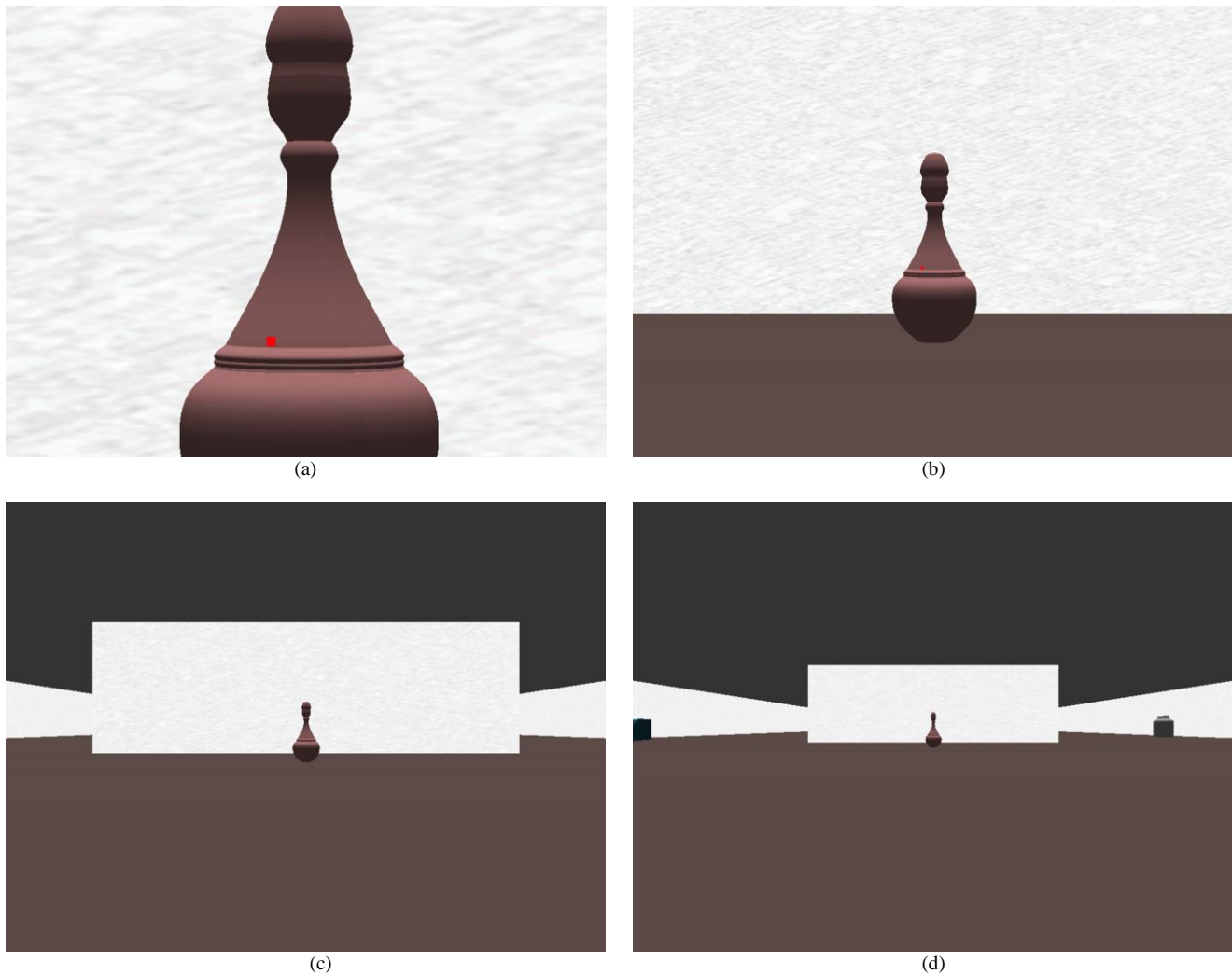


Figure 2. Four different views of our 3D virtual environment (VE) for the same virtual camera position : (a) VE with FOV of 10°, (b) VE with FOV of 30°, (c) VE with FOV of 80°, (d) VE with FOV of 110°.

**B. Results**

A one-way Analysis of Variance (ANOVA) was conducted to see whether the FOV of the virtual camera affected user behavior during the search task in our 3D VE. A total of 14 subjects took part in the experiment. We sought to discover whether there is a significant difference between the measures that we obtained by changing the FOV size between 10°, 20°, 30°, 50°, 80°, and 110°. We expressed our measures by way of a natural logarithm and tested the measures' normality using the Shapiro Wilk test [33]. Then, we used the ANOVA test to analyze the variance between all our measures. We note that, for our statistical analysis, we do not take into account the random spatial distribution of objects, nor the random order of the tasks.

Table I shows the means, standard deviations, and analyses of variance of all our measures. Our ANOVA results show a significant difference between certain measures used in our experiments when we changed the FOV; such as: the Number of Fixations (NF), the Number of Gazes (NG), the Number of Movements (NM), the Sum Total Duration of all Fixations (STDF), the Sum Total Duration of all Gazes (STDG), the Sum Total Duration of all Movements (STDM), and the Total Duration of each task (TD). However Fixation Duration (FD), Gaze Duration (GD), and Movement Duration (MD) do not show any significant difference.

- *Impact of FOV on the Total Duration of each task (TD):* We observed that the TD decreases when the FOV increases (see Fig. 3). The boxplot presents the TD means of all participants in the six sizes of FOV. We found that the TD becomes convergent from a FOV of 30°. We also found that there was not much change in user behavior when he/she used a FOV of 30°, 50°, 80° or 110°; however, a FOV of 10° or 20° shows a lot of change in user behavior. For example, users took a long time to complete the task when they used a FOV of 10° or 20°, while they took less time when they used other FOVs.
- *Impact of FOV on the Number of Fixation (NF):* We also observe that the NF measure decreases when the FOV increases (see Fig. 4).

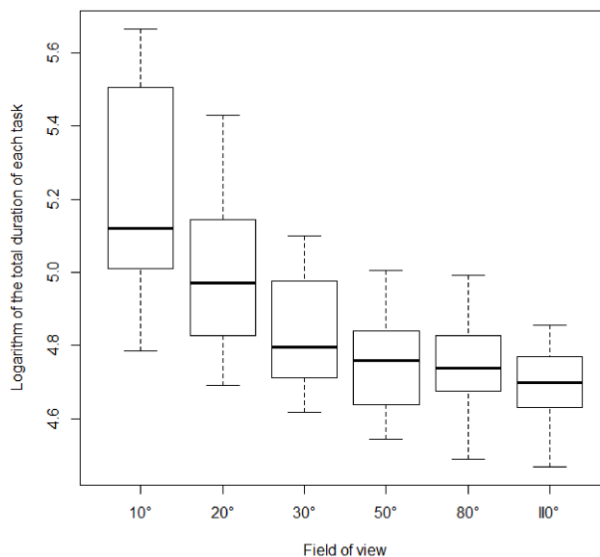


Figure 3. The Total Duration of each task (TD) by Field of View (FOV).

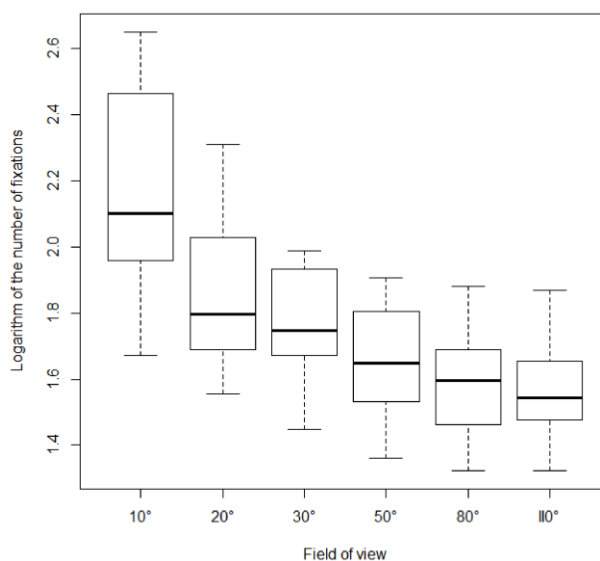


Figure 4. The Number of Fixations (NF) by Field of View (FOV).

TABLE I. MEAN, STANDARD DEVIATIONS AND ANALYSES OF VARIANCE OF THE VISUAL ATTENTION MEASURES IN THE SIX SIZES OF FOV

	10°	20°	30°	50°	80°	110°	F	p
<b>NF</b>	2.15 (0.32)	1.84 (0.23)	1.78 (0.16)	1.66 (0.18)	1.60 (0.17)	1.57 (0.14)	14.92	<0.0001 ***
<b>NG</b>	1.93 (0.34)	1.66 (0.27)	1.50 (0.24)	1.45 (0.23)	1.43 (0.23)	1.40 (0.17)	8.99	<0.0001 ***
<b>NM</b>	2.35 (0.32)	2.06 (0.24)	1.96 (0.18)	1.87 (0.19)	1.82 (0.19)	1.79 (0.13)	12.68	<0.0001 ***
<b>FD</b>	2.23 (0.02)	2.23 (0.02)	2.21 (0.02)	2.22 (0.04)	2.22 (0.03)	2.21 (0.03)	1.12	0.358
<b>GD</b>	2.90 (0.09)	2.95 (0.12)	2.93 (0.11)	2.89 (0.10)	2.88 (0.11)	2.90 (0.12)	0.94	0.489
<b>MD</b>	2.44 (0.19)	2.53 (0.25)	2.49 (0.24)	2.51 (0.26)	2.57 (0.26)	2.47 (0.30)	0.41	0.838
<b>STDF</b>	4.37 (0.33)	4.07 (0.21)	3.99 (0.17)	3.89 (0.18)	3.82 (0.15)	3.78 (0.13)	15.81	<0.0001 ***
<b>STDG</b>	4.83 (0.40)	4.61 (0.33)	4.43 (0.32)	4.33 (0.31)	4.31 (0.32)	4.30 (0.27)	5.80	<0.0001 ***
<b>STDM</b>	4.79 (0.22)	4.59 (0.25)	4.45 (0.15)	4.37 (0.13)	4.39 (0.14)	4.26 (0.22)	13.91	<0.0001 ***
<b>TD</b>	5.20 (0.30)	4.99 (0.21)	4.85 (0.16)	4.76 (0.13)	4.75 (0.14)	4.69 (0.11)	14.84	<0.0001 ***

\*\*\* p <0.0001, \*\* p <0.001, \* p <0.01, NF: the Number of Fixations, NG: the Number of Gazes, NM: the Number of Movements, FD: the Fixation Duration, GD: the Gaze Duration, MD: the Movement Duration, STDF: the Sum Total Duration of all Fixations, STDG: the Sum Total Duration of all Gazes, STDM: the Sum Total Duration of all Movements, and TD: the Total Duration of each task.



The decrease in the NF measure allows us to note that the users of our application reduce their number of fixations as the FOV increases. This is because a large FOV offers a larger view of the environment and affords users comfortable navigation for performing the required search task.

- **Impact of FOV on the Sum Total Duration of Fixations (STDF):** We also found that the STDF becomes convergent from a FOV of 30° (see Fig. 5).

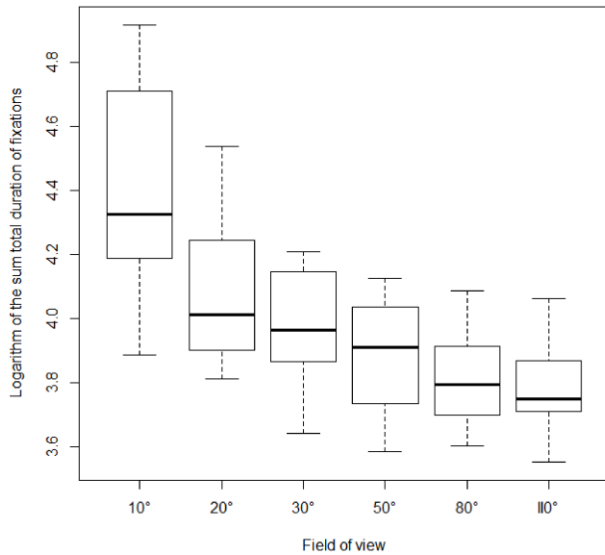


Figure 5. The Sum Total Duration of Fixations (STDF) by Field of View (FOV).

- **Impact of FOV on the Number of Gazes (NG):** The NG in the fourth task (FOV = 50°) was high compared with the third, fifth, and sixth tasks (respectively: FOV = 30°, 80°, 110°). This is because users had difficulty in finding the hidden buttons in this task (see Fig. 6).

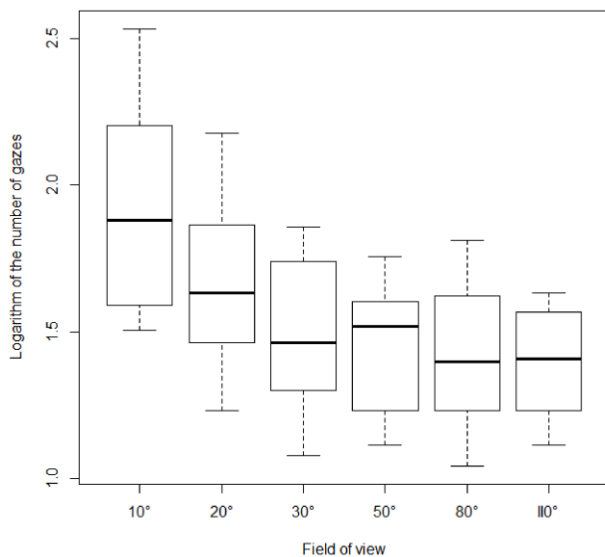


Figure 6. The Number of Gazes (NG) by Field of View (FOV).

- **Impact of FOV on the Sum Total Duration of Gazes (STDG):** We observed that the STDG in the sixth task (FOV = 110°) was high compared to the fifth task (FOV = 80°), due to the use of a large FOV (see Fig. 7).

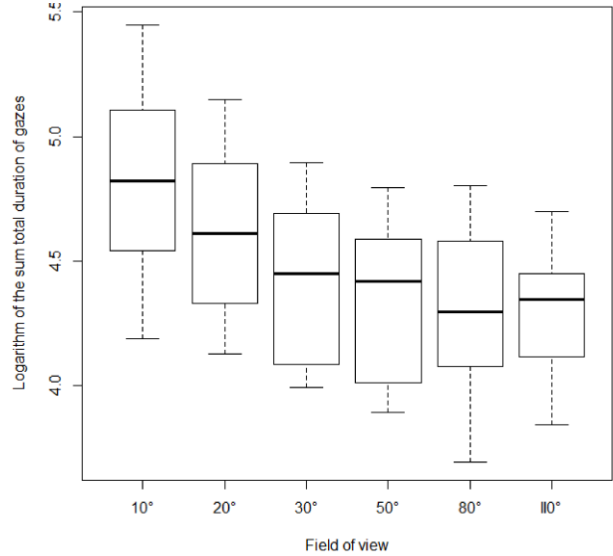


Figure 7. The Sum Total Duration of Gazes (STDG) by Field of View (FOV).

- **Impact of FOV on the Number of Movements (NM):** We also found that the NM in the fourth task (FOV = 80°) was high compared with the third, fifth, and sixth tasks (respectively: FOV = 30°, 80°, 110°) (see Fig. 8). We can note also that the users needed fewer movements to accomplish the required task when they used a large FOV offering a large view of the environment. Consequently, users can perform the required search task quickly when they use a large FOV.

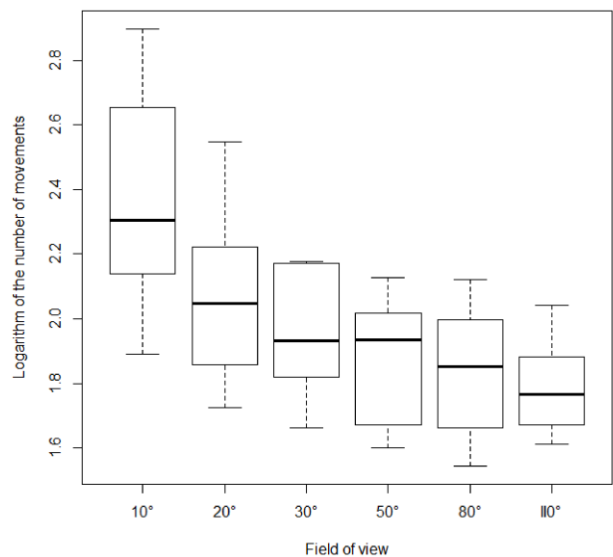


Figure 8. The Number of Movements (NM) by Field of View (FOV).

- Impact of FOV on the Sum Total Duration of Movements (STDM):** The boxplot presents the STDM means of all participants in each of the six sizes of FOV. We observed that there is a user in the third task (FOV = 30°) that is out the boxplot. This is because the user had difficulty in manipulating the virtual camera (see Fig. 9). As we noted above, we observed also that the STDM measure decreases as the FOV increases. This result allows us to observe that users need less movement time to accomplish the required visual search task in our 3D VE when they use a large FOV.

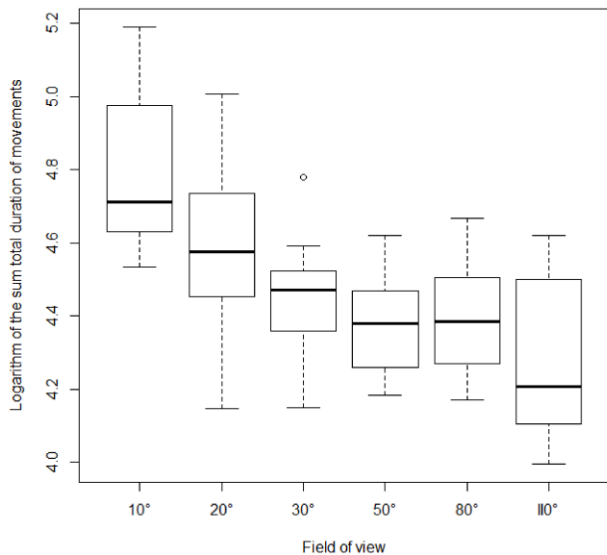


Figure 9. The Sum Total Duration of Movements (STDM) by Field of View (FOV).

- Difference between the video game players and the non-video game players using the Total Duration of each task (TD):** After analyzing all our subjects without taking into consideration their video games experience, we divided our subjects into two categories: Video Game Players (VGP) and Non-Video Game Players (NVGP). Fig. 10 shows a comparison between the video game players and the non-video game players using the TD measure. We found that the non-video game players took more time than the video game players to achieve the required visual search task. The video game players performed better than the non-video game players in our 3D VE. We can also see that the FOV for the video game players became more stable using a size of 50° (see Fig. 10), allowing us to observe that video game players need a minimum FOV of 50° to perform an effective visual search task in our 3D VE. We also notice much less variance in the results from the video game players.

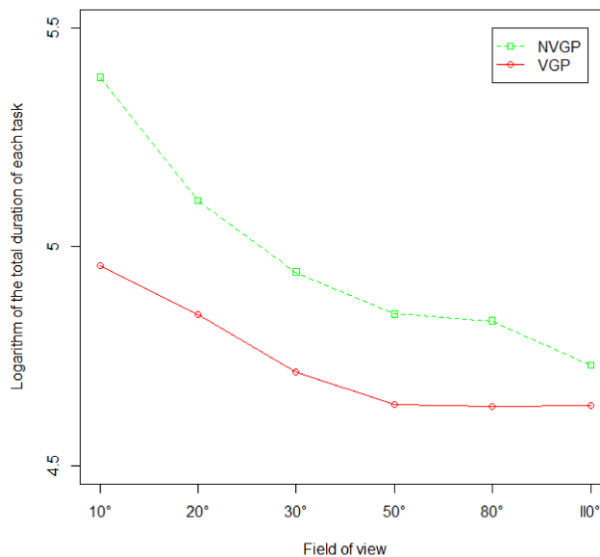


Figure 10. The difference between the Video Game Players (VGP) and the Non-Video Game Players (NVGP) using the Total Duration of each task (TD).

- The minimum Field of View (FOV) for user search task in 3D Virtual Environment (VE):** To determine the minimum FOV that allows the user to conduct an effective search task within our 3D VE, we performed another Analysis of Variance (ANOVA) that examined all our visual attention measures between each pair of FOV that we used in our experiment. We defined two groups of FOVs according to visual attention measure values: Group 1, with FOVs of 10° and 20°, and Group 2 with FOVs of 30°, 50°, 80°, and 110° (see Fig. 11). The results of this ANOVA do not show a significant difference between a FOV of 10° and a FOV of 20° ( $p=0.0585$ ), but they do show a significant difference between a FOV of 10° and a FOV of 30° ( $p=0.015^*$ ), 50° ( $p=0.012^*$ ), 80° ( $p=0.011^*$ ), and 110° ( $p=0.0002^{***}$ ). The ANOVA results also show a significant difference between a FOV of 20° and a FOV of 110° ( $p=0.005^{**}$ ), but they do not show a significant difference between a FOV of 20° and other FOVs. Finally, this ANOVA shows that there is no significant difference between FOVs of 30°, 50°, 80°, and 110°. Our visual attention measures become convergent from a FOV of 30°. We found that our subjects in Group 1 were slower than in Group 2 because they performed the visual search task quicker, with: the least possible number of fixations, the least possible number of gazes, the least possible number of movements, the shortest sum total duration of all fixations per task, the shortest sum total duration of all gazes per task, the shortest sum total of all



movements per task, and the shortest total duration of each task.

We note that users can use a FOV of 30° as a minimum FOV for performing an effective search task in our 3D VE.

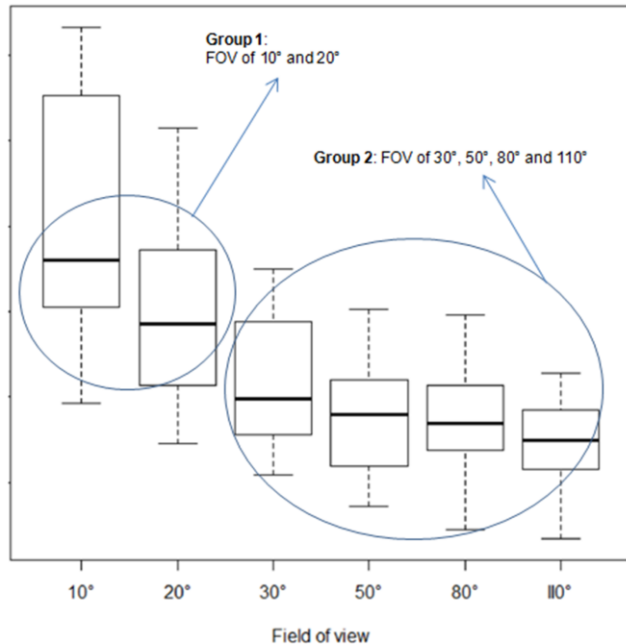


Figure 11. Two groups of Field of View (FOV) following the ANOVA results: Group 1 with FOVs of 10° and 20°, Group 2 with FOVs of 30°, 50°, 80°, and 110°.

### C. Discussion

As evidenced by other studies, eye tracking systems have been used to measure visual attention for many years. These systems have provided many visual attention measures, such as fixation, gaze, and movement, for the purpose of analyzing users' ocular behavior. They have also proved useful for evaluating the design of interactive applications.

However, the use of this type of sensor can be intrusive, e.g., users of video games prefer to be comfortable while they are playing, making sensors like eye trackers, EEG, or ECG sensors unsuitable for use with video games.

The use of an indirect method – for monitoring users of video games, for example – can offer advantages for the non-intrusive study of user's behavior and for improving the design of interactive applications, such as navigation in a 3D virtual environment.

Our model uses a novel non intrusive technique for the study and characterization of user behavior in a 3D virtual environment, by analyzing how the user controls the virtual camera. Our model can also help with determining the performance level of users when they perform a visual search task in 3D VE.

Upon analyzing our results, we found that the Field of View (FOV) of the virtual camera in our 3D Virtual

environment (VE) can affect user behavior when he/she performs a visual search task within the VE.

The FOV size had a significant effect on user behavior during our experiment. We notice that in Table I there is a significant difference between the results based on most of our measures: the Number of Fixations (NF), the Number of Gazes (NG), the Number of Movements (NM), the Sum Total Duration of all Fixations (STDF), the Sum Total Duration of all Gazes (STDG), the Sum Total Duration of all Movements (STDM), and the Total Duration of each task (TD). This difference between these measures is due to the change in the FOV (i.e., between 10°, 20°, 30°, 50°, 80°, and 110°), where we observe that the FOV affects user behavior during navigation within a 3D VE.

We note that these measures decrease as the FOV increases, e.g., the NF mean value for all the subjects had a natural logarithm of 2.15 when we used a FOV of 10°, and this NF decreased to 1.57 when we used a FOV of 110°. Additionally, the NG mean value for all subjects had a natural logarithm of 1.93 when we used a FOV of 10°, and this NG decreased to 1.40 when we used a FOV of 110°. We observe also that the NM mean value for all our subjects had a natural logarithm of 2.35 when we used a FOV of 10°, and this NM decreased to 1.79 when we used a FOV of 110°. We found also that the STDF decreased as the FOV increased, where the STDF mean value for all the subjects had a natural logarithm of 4.37, and this STDF decreased to 3.78 when we used a FOV of 110°. The STDG mean value for all the subjects had a natural logarithm of 4.83, and this STDG decreased to 4.30 when we used a FOV of 110°. The STDM mean value for all subjects had a natural logarithm of 4.79, and this STDM decreased to 4.26 when we used a FOV of 110°. Finally, the TD mean value for all subjects had a natural logarithm of 5.20, and this TD decreased to 4.69 when we used a FOV of 110°. The decrease is important for determining the FOV within which one can navigate effectively within a 3D VE.

As for Fixation Duration (FD), the Gaze Duration (GD), and the Movement Duration (MD), Table I does not show any significant difference in these visual attention measures. This shows that our users use stable and constant durations when performing the visual search task. We can also note that FOV size does not affect these types of visual attention measures in our 3D VE.

The ANOVA performed on each pair of FOVs allows us to define two groups of FOVs according to measure values: Group 1, with FOVs of 10° and 20°, and Group 2 with FOVs of 30°, 50°, 80° and 110°, given that there is not a significant difference between a FOV 10° and a FOV 20°; and between a FOV 30°, 50°, 80°, and 110°; but that there is a significant difference between a FOV of 10° and a FOV of 30°, 50°, 80°, and 110°; and between a FOV of 20° and a FOV of 110°.

User behavior in Group 1 was less effective than user behavior in Group 2 because users in Group 2 performed the search task quicker with: the least possible number of fixations, the least possible number of gazes the least possible number of movements, the shortest sum total duration of all fixations per task, the shortest sum total

duration of all gazes per task, the shortest sum total of all movements per task, and the shortest total duration of each task. We found that these measures become convergent from a FOV of 30°. We note that the user can use a FOV of 30° as a minimum FOV for performing the search task in a short time with minimum movement of the virtual camera.

We observe also that the user can perform an effective search task using this FOV of 30° in cases where we did not find much change in user behavior based on the virtual camera when he/she uses a large FOV, such as 80° or 110°. This shows that users in our experiment can perform an effective visual search task better when visual attention measures' values are smaller.

Finally, we showed also in Fig. 10 that the NVGPs spent more time than the VGPs to achieve a visual search task in a 3D VE, and therefore we can deduce that the VGPs perform better on the required task than the NVGPs because the VGPs are accustomed to playing video games. We can also observe that the video game players' ability to perform an effective search task seems to become more reliable and precise from a FOV of 50°.

#### IV. CONCLUSION AND FUTURE WORK

In this paper, we have presented our experiment for determining the minimum field of view that permits the user to perform a search task in a 3D virtual environment using the virtual camera, which is accessible in all game engines.

We used several novel non intrusive visual attention measures to monitor user behavior: the number of fixations, the fixation duration, the number of gazes, the gaze duration, the number of movements, the movement duration, the sum total duration of all fixations, the sum total duration of all gazes, the sum total duration of all movements, and the total duration of each task.

Our results, which are based on the use of a virtual camera of a 3D virtual environment, show differences in user behavior resulting from differences in the field of view.

The participants in our experiment could perform an effective search task better when the visual attention measures' values were smaller.

We have shown that the field of view of the virtual camera affects user behavior during navigation within a 3D virtual environment to complete a visual search task.

Our quantitative and temporal measures were evaluated by changing the field of view of the virtual camera. We found that the user needed less time to achieve his/her visual search task if he/she used a large field of view. We showed that the minimum field of view for performing an effective search task in a 3D virtual environment is 30°. Finally, we showed that video game players perform better in the 3D virtual environment.

The results generated by our experiment could be usefully applied to the design of video games that are based in 3D virtual environments.

For future work, we plan to increase the number of participants in our study and to test our model with a single category of users: video game players, which can give much more specific analysis (the obtained results using video game players had much less variance).

We chose not to modify the color code of our 3D virtual environment in this study, as our 3D virtual environment was inspired by the static environment of Lee et al. [21], which used a dark plain color for the floor. We intend to consult a graphic designer/ergonomist in order to verify all the visual aspects of our 3D virtual environment.

We plan to integrate an additional tool into our application to identify the regions of interest in our 3D virtual environment, using a video game, to provide additional information to game designers on how gameplay can be improved and difficulty managed by modifying the field of view of the virtual camera relative to difficulty level or the player's needs.

Finally, we also plan to test our model with Alzheimer's patients in order to show how our model can be used in the service of cognitive rehabilitation: specifically, for facilitating search tasks and adapting the difficulty of a 3D virtual environment (e.g., *Le Village aux Oiseaux* is a therapeutic game for seniors suffering from Alzheimer's disease).

#### ACKNOWLEDGMENT

This work has been partly funded by the ANR CONTINT Transread project.

We would like to thank K. Neil and M. Ouattara, and all the people who accepted to test and give feedback on our experiment.

#### REFERENCES

- [1] Z. M. Osman, J. Dupire, A. Topol, and P. Cubaud, "Non intrusive measures for determining the minimum field of view for user search task in 3D virtual environments," Proc. of the Seventh International Conference on Advances in Computer Human Interactions (ACHI), IARIA, 2014, Barcelona, Spain, pp. 208-213, ISSN: 2308-4138, ISBN: 978-1-61208-325-4.
- [2] B. Cadet, "Psychologie cognitive," Press Editions, 1998, ISBN: 2-912-404-09-6.
- [3] J. R. Anderson, "Cognitive psychology and its implications," Worth Publishers, 2004, ISBN-10: 1-4292-1948-3.
- [4] H. Hugli, T. Jost, and N. Ouerhani, "Model performance for visual attention in real 3D color scenes," Proc. of the First International Work-Conference on the Artificial Intelligence and Knowledge Engineering Applications: A Bioinspired Approach (IWINAC 05), 2005, vol. 3562, pp. 469-478, doi: 10.1007/11499305\_48.
- [5] S. Mader, S. Natkin and G. Levieux, "How to analyse therapeutic games: the player/game/therapy model," Proc. of the International Conference on Entertainment Computing (ICEC 12), Springer-Verlag, 2012, vol. 7522, pp. 193-206, doi: 10.1007/978-3-642-33542-6\_17.
- [6] C. S. Green and D. Bavelier, "Action video game modifies visual selective attention," Nature Publishing Group, 2003, vol. 423, pp. 534-537.
- [7] A. Lenhart, S. Jones, and A. R. Macgill, "Adults and video games," Pew Internet and American Life Project, 2008, Available: [www.pewinternet.org](http://www.pewinternet.org) [retrieved: 2014-11-24].
- [8] Entertainment Software Association (ESA). Essential facts about the computer and video game industry. ESA EF 2013.

- [9] W. R. Boot, A. F. Kramer, D. J. Simons, M. Fabiani, and G. Gratton, "The effects of video game playing on attention, memory, and executive control," *Acta Psychologica*, 2008, vol. 129, pp. 387–398.
- [10] J. E. Clark, A. K. Lanphear, and C. C. Riddick, "The effects of videogame playing on the response selection processing of elderly adults," *Journal of Gerontology*, 1987, vol. 42, pp. 82–85.
- [11] E. Guardiola, S. Natkin, D. Soriano, E. Loaser and P. Vrignaud, "Du jeu utile au jeu sérieux," *Hermes*, 2012, vol. 62, pp. 87-93.
- [12] J. Juul, "The game, the player, the world: looking for a heart of gameness," *Utrecht University*, 2003, vol. 120, pp. 30-45.
- [13] B. Seltzer, P. Zolnouni, M. Nunez, R. Goldman, D. Kumar, J. Ieni and S. Richardson, "Efficacy of donepezil in early-stage Alzheimer disease: a randomized placebo-controlled trial," *Arch Neural*, 2004, vol. 61(12), pp. 1852-1856, doi: 10.1001/archneur.61.12.1852.
- [14] E. Braverman, "Cognitive decline of aging: important neuroendocrinological predictors of early cognitive decline in a clinical setting Weill Cornell medical center," *PATH Medical*, Available: [www.worldhealth.net](http://www.worldhealth.net) [retrieved: 2014-11-24].
- [15] H. Jimison, M. Pavel, J. McHanna, and J. Pavel, "Unobtrusive monitoring of computer interactions to detect cognitive status in elders," *Information Technology in Biomedicine, IEEE Transactions*, 2004, vol. 8(3), pp. 248-252, doi: 10.1109/TITB.2004.835539.
- [16] L. Andrade, L. Carvalho, C. Lima, A. Cruz, P. Mattos, C. Franco, A. Soares and B. Grieco, "Supermarket game: an intelligent computer game for attention deficit/hyperactivity disorder diagnosis," *Proc. of Mexican International Conference on Artificial Intelligence (MICAI 06)*, 2006, IEEE, pp. 359-368, doi: 10.1109/MICAI.2006.45.
- [17] K. Rayner, "Eye movements in reading and information processing: 20 Years of Research," *Psychological Bulletin*, 1998, vol. 124(3), pp. 372–422.
- [18] A. Yarbus, "Eye movements and vision," *Plenum Press*, 1967, ISBN-10: 0306302985.
- [19] W. J. Gibbs and R. S. Bernas, "Visual attention in newspaper versus TV-oriented news websites," *Journal of Usability Studies*, 2009, vol. 4, pp. 147–165.
- [20] J. H. Goldberg, M. J. Stimson, M. Lewenstein, N. Scottand, and A. M. Wichansky, "Eye tracking in web search tasks: design implications," *Proc. of the 2002 Symposium on Eye Tracking Research & Applications (ETRA 02)*, 2002, ACM, pp. 51–58, doi: 10.1145/507072.507082.
- [21] S. Lee, G. J. Kim, and S. Choi, "Real-time tracking of visually attended objects in interactive virtual environments," *Proc. of the ACM Symposium on Virtual Reality Software and Technology (VRST 07)*, 2007, ACM, pp. 29–38, doi: 10.1145/1315184.1315187.
- [22] K. Yokoi, K. Watanabe, and T. Kawai, "Dynamic evaluation of distribution of visual attention during playing video game," *Proc. of the 2006 ACM SIGCHI International Conference on Advances in Computer Entertainment Technology (ACE 06)*, 2006, Article No. 96, doi: 10.1145/1178823.1178934.
- [23] J. Dupire, A. Topol, and P. Cubaud, "Using game engines for non 3D gaming applications," *Proc. of the International Conference on Computer Games (CGAMES 05)*, 2005, pp. 304–307.
- [24] M. S. El-Nasr and S. Yan, "Visual attention in 3D video games," *Proc. of the 2006 ACM SIGCHI International Conference on Advances in Computer Entertainment Technology (ACE 06)*, ACM, 2006, Article No. 22, doi: 10.1145/1178823.1178849.
- [25] A. Kenny, H. Koesling, D. Delaney, S. Mcloone, and T. Ward, "A Preliminary investigation into eye gaze data in a first person shooter game," *Proc. of the 19th European Conference Modelling and Simulation (ECMS)*, 2005, vol. 5, pp. 146–152.
- [26] P. M. Fischer, J. W. Richards, E. J. Berman, and D. M. Krugman, "Recall and eye tracking study of adolescents viewing tobacco advertisements," *Journal of the American Medical Association*, 1989, vol. 261(1), pp. 84–89, doi: 10.1001/jama.261.1.84.
- [27] L. J. Muir and I. Richardson, "Perception of sign language and its application to visual communications for deaf people," *The Journal of Deaf Studies and Deaf Education*, vol. 10(4), 2005, pp. 390–401, doi: 10.1093/deafed/eni037.
- [28] R. J. K. Jacob and K. S. Karn, "Eye tracking in human-computer interaction and usability research: ready to deliver the promises," *The mind's eye: cognitive and applied aspects of eye movement research*, Elsevier, 2003, pp. 573–605.
- [29] S. Hughes, "Coordination strategies for assisted viewpoint interaction," *Proc. of the IEEE Symposium on 3D User Interfaces (3DUI 06)*, IEEE, 2006, pp. 17-24.
- [30] S. Hillaire, A. Lecuyer, T. Regia-Corte, R. Cozot, J. Royan, and G. Breton, "A real-time visual attention model for predicting gaze point during first-person exploration of virtual environments," *Proc. of the ACM Symposium on Virtual Reality Software and Technology (VRST 10)*, ACM, 2010, pp. 191–198, doi: 10.1145/1889863.1889907.
- [31] K. K. Ball, B. L. Beard, D. L. Roenker, R. L. Miller, and D. S. Griggs, "Age and visual search: expanding the useful field of view," *Journal of the Optical Society of America*, 1988, vol. 5, pp. 2210–2220, doi: 10.1364/JOSAA.5.002210.
- [32] K. Murphy and A. Spencer, "Playing video games does not make for better visual attention skills," *Journal of Articles in Support of the Null Hypothesis*, 2009, vol. 6, pp. 1–20, Available: [www.jasnh.com](http://www.jasnh.com) [retrieved: 2014-11-24].
- [33] S. S. Shapiro and M. B. Wilk, "An analysis of variance test for normality (complete samples)," *Biometrika*, 1965, vol. 52, pp. 591–611.