



HAL
open science

Rotational non-LTE in HCN in the thermosphere of Titan: Implications for the radiative cooling

L. Rezac, A.A. Kutepov, A. Faure, P. Hartogh, A.G. Feofilov

► **To cite this version:**

L. Rezac, A.A. Kutepov, A. Faure, P. Hartogh, A.G. Feofilov. Rotational non-LTE in HCN in the thermosphere of Titan: Implications for the radiative cooling. *Astronomy and Astrophysics - A&A*, 2013, 555 (july), pp.A122. 10.1051/0004-6361/201321231 . hal-01099541

HAL Id: hal-01099541

<https://hal.science/hal-01099541>

Submitted on 14 Jan 2015

HAL is a multi-disciplinary open access archive for the deposit and dissemination of scientific research documents, whether they are published or not. The documents may come from teaching and research institutions in France or abroad, or from public or private research centers.

L'archive ouverte pluridisciplinaire **HAL**, est destinée au dépôt et à la diffusion de documents scientifiques de niveau recherche, publiés ou non, émanant des établissements d'enseignement et de recherche français ou étrangers, des laboratoires publics ou privés.

Rotational non-LTE in HCN in the thermosphere of Titan: Implications for the radiative cooling

L. Rezac¹, A. A. Kutepov^{2,3}, A. Faure⁴, P. Hartogh¹, and A. G. Feofilov⁵

¹ Max Planck Institute for Solar System Research, Max-Planck-Str. 2, 37191 Katlenburg-Lindau, Germany
e-mail: rezac@mps.mpg.de

² The Catholic University of America, 620 Michigan Ave., Washington DC 20064, USA

³ NASA Goddard Space Flight Center, Mailcode 674, Greenbelt Rd., Greenbelt, MD 20771, USA

⁴ Laboratoire d'Astrophysique, UMR 5571 CNRS, Université Joseph-Fourier, BP 53, 38041 Grenoble Cedex 9, France

⁵ Centre National de la Recherche Scientifique/École Polytechnique, Laboratoire de Météorologie Dynamique, 91128 Palaiseau-Cedex, France

Received 4 February 2013 / Accepted 6 June 2013

ABSTRACT

Context. The thermal structure of Titan's thermosphere is determined by the balance between several heating and cooling processes. These processes must be accurately modeled to correctly interpret the available measurements and enhance our understanding of the formation and evolution of this atmosphere. One of the most important thermospheric cooling process for Titan is emission in the HCN rotational band.

Aims. We aim to determine the validity of local thermodynamic equilibrium (LTE) for the HCN rotational distribution in the thermosphere of Titan and the impact of its breakdown on the HCN radiative cooling rate in the thermosphere.

Methods. A general non-LTE radiative transfer code for rotational lines based on the accelerated lambda iteration (ALI) was used to calculate the excitation of HCN rotational levels in Titan's atmosphere. These level populations were then used to calculate the associated cooling rate.

Results. We show that the common assumption in the models of Titan's thermospheric energy balance, namely the LTE distribution of rotational lines of HCN, is generally not valid above about 1100 km, or ~ 0.025 nbar, which will affect the derived thermospheric cooling rates. The effect of non-LTE is to reduce the cooling rate to 15% of the LTE value at around the exobase altitudes depending on the given density of HCN and collisional partners (N_2 , CH_4 , H_2 , and electrons). Since collision state-to-state quenching rates of HCN rotational levels are poorly known, a sensitivity analysis of our results to these rates is also presented.

Key words. radiation mechanisms: non-thermal – line: formation – planets and satellites: atmospheres

1. Introduction

Titan, the second-largest moon in the solar system, is the only satellite with a dense atmosphere composed primarily of N_2 (98%), CH_4 (1.4%), H_2 , and other species resulting mainly from photochemistry of the primary constituents (Vinatier et al. 2009; Krasnopolsky 2010). The atmospheric surface pressure, p_0 , is about 1.5 bar, and the exosphere is at about 1500 km (De La Haye et al. 2007, 2008; Bell et al. 2010), including the escape rate mechanism (Yelle et al. 2008; Strobel 2009; Schaufelberger et al. 2012) and chemistry (Hörst et al. 2008; Lavvas et al. 2008; Krasnopolsky 2009, 2012, and references therein).

The estimates on the upper atmospheric heat budget and interpretation of the thermal profile have been initiated by the Voyager data and modeling efforts of Friedson & Yung (1984),

which were later corrected by the model of Lellouch et al. (1990). The result was an empirical temperature profile with a cold region around 800 km due to cooling from the ro-vibrational bands of C_2H_2 . The subsequent work of Yelle (1991) included a more sophisticated approach that accounted for non-LTE in the ro-vibrational bands of CH_4 , C_2H_2 , and C_2H_6 , identifying all important radiative processes, which provided more accurate cooling/heating rates for these molecules. That work then predicted even a lower altitude of the mesospheric temperature minimum (~ 600 km) due to the additional CH_4 cooling (shown to be the dominant process). Furthermore, Yelle (1991) was the first to identify that emission from HCN rotational transitions is the dominant cooling process, balancing the solar EUV heating, and is therefore responsible for the thermal structure of the thermosphere. Nevertheless, Yelle (1991) assumed that the HCN rotational lines probably are in LTE throughout the thermosphere and argued that they are optically thin. The LTE assumption has since propagated into all subsequent models that deal with Titan's energetic and heat transport (e.g. Müller-Wodarg et al. 2000; De La Haye et al. 2008; Strobel 2009; Bell et al. 2010). Krasnopolsky (2010) has re-examined this assumption and estimated that it may have a limited validity even below the exobase for a typical thermospheric molecular density. The goal of this paper is to investigate the departure of the HCN rotational distribution from LTE in the thermosphere of Titan and how it affects

the cooling rate by using fully detailed non-LTE calculations that account for radiative transfer within the lines and collisional excitation. The state-to-state collision rates of HCN with the most abundant molecules are poorly known, and therefore a discussion on the estimated collision rates and sensitivity study is also presented.

2. HCN rotational cooling with non-LTE

Formally, the radiative cooling/heating rate, h , is given by the radiative flux divergence, and can be obtained from integrating the radiative transfer equation over frequency and solid angle (for non-overlapping lines):

$$h = - \sum_{\text{lines}} \int_{\nu} \int_{\Omega} \mu \frac{dI(z, \nu, \Omega)}{dz} d\Omega d\nu, \quad [\text{Wm}^{-3}]. \quad (1)$$

Ω and ν are the solid angle and frequency, $I(z, \nu, \Omega)$ is the radiation intensity at a given height, z , and μ is the cosine of zenith angle. The sum is over all rotational lines of the HCN vibrational ground state.

In LTE, the distribution of molecular levels from which the emissions originate are given by the Boltzmann distribution (function of only T_{kin}) and the cooling-rate calculations are straight-forward. On the other hand, if the molecular collisions are not frequent enough to maintain the level population in the Boltzmann distribution, a detailed modeling of the microscopic processes is necessary to obtain the level populations.

We calculated the HCN rotational populations with a general non-LTE code based on the ALI approach (Rybicki & Hummer 1991) that is applied in the code ALI-ARMS for molecular bands (Kutepov et al. 1998; Gusev 2003). We considered only the radiative transitions of the rotational substructure of the ground-vibrational level from which the cooling originates. The processes that affect the populations of HCN rotational levels in the thermosphere of Titan are collisions with the main constituents of the atmosphere (N_2 , CH_4 , H_2), electrons, and radiative transfer among the atmospheric layers. Once the populations at each level are known, the radiative cooling rate can be calculated using Eq. (1) expressed in another convenient form as

$$h = \sum_{\text{lines}} hv_{ji} [n_i B_{ij} \bar{J} - n_j (A_{ji} + B_{ji} \bar{J})]. \quad (2)$$

n_j and n_i are the number densities of the upper and lower levels, A_{ji} , B_{ij} , and B_{ji} are the Einstein coefficients, and \bar{J} is the frequency-integrated mean intensity weighted with the line profile function for the transition. Because we are concerned here only with the upper atmosphere (>700 km), the line profiles are purely Doppler broadened. The assumption of complete frequency redistribution within the line is also used in these calculations so that the line emission and absorption profiles are the same.

3. Inputs and the HCN non-LTE model

In this section, we present details of the input parameters and describe the available HCN collision rates needed for the calculations of the rotational populations. Because the aim is to evaluate the importance of non-LTE effects on the HCN cooling, only a model atmosphere of Titan is used. The temperature profile, HCN, N_2 , CH_4 , and H_2 number densities are taken from the photochemical model of Krasnopolsky (2012). The electron density profile is adopted from the Cassini measurements (Kliore et al. 2011) (the higher value is considered $\sim 1500 \text{ cm}^{-3}$). The electron temperature, T_e , profile is taken from Galand et al. (2006).

Table 1. Collisional processes for the HCN rotational levels.

Process	Rate ($\text{cm}^3 \text{ s}^{-1}$)	σ^{**}	T_{dep}^*	J_{dep}^+
HCN- N_2	see text	0.2–5	yes	yes
HCN- CH_4	2.6e-12	0.1–10	no	no
HCN- H_2	see text	0.2–5	yes	yes
HCN-electrons	see text	0.2–5	yes	yes

Notes. (***) A factor of uncertainty considered for the sensitivity study. (*) Temperature dependence of the col. rates. (+) Rates dependent on the J quantum number.

The non-LTE populations are calculated including 25 radiative transition among the first 26 rotational sublevels (up to $\Delta E = 1380$ K) of the HCN ground-vibrational level ignoring the hyper-fine splitting (blended lines). The molecular parameters are taken from the LAMDA¹ database (Schöier et al. 2005).

Even though the HCN rotational spectra are routinely analyzed under non-LTE conditions for galactic objects and cometary comas (e.g. Salter et al. 2011; Bockelée-Morvan et al. 1994; Paganini et al. 2010; de Val-Borro et al. 2012), the state-to-state collision rates are not well known, particularly for the higher-lying transitions. This is especially true for the most abundant collision partners in the thermosphere of Titan, the N_2 and CH_4 . In this study the N_2 collision rates were estimated by scaling the HCN-He rates from Dumouchel et al. (2010) with a factor 3.1 derived from the collisional broadening measurement of the HCN lines by N_2 and He as presented in Rohart et al. (2007). The information on the HCN- CH_4 collision quenching rates is virtually non-existent. In this case the collision rate was simply estimated as, $k[\text{cm}^3 \text{ s}^{-1} \text{ molec}^{-1}] = \sigma_{\text{col}} \times \bar{v}$, where \bar{v} , [cm/s], is the average velocity of the Maxwell distribution, and $\sigma_{\text{col}} = 4.6 \times 10^{-15}$ is the collisional cross-section for CH_4 in $[\text{cm}^2]$ (Atkins & de Paula 2009). The recent work of Dumouchel et al. (2010) provides collision rates with He, which are normally used for a reasonable indirect estimate of the rate coefficients with H_2 . Nevertheless, explicitly calculated rate coefficients at $T \leq 100$ K with para- H_2 ($j = 0$) differ by typically a factor of 3 from the He values (Abdallah et al. 2012). Because of the relatively low abundance of H_2 in the thermosphere of Titan, the H_2 collisional quenching is negligible (as discussed below). On the other hand, the detailed theoretical calculations on the HCN-electrons collisional quenching (Faure et al. 2007) indicate the necessity to account for this process in the non-LTE model. The collision rates for $\Delta J = 1$ are up to 1×10^6 times higher than the HCN-He rates. Table 1 summarizes the information on the collision rates in this work and the range of uncertainty (as scaling factors) used in the sensitivity study.

The excitation of vibrational levels by solar radiation with subsequent cascading down to the lower level(s) through vibrational transitions may ultimately contribute to the excitation of rotational levels in the vibrational ground-state of HCN. The significance of this mechanism can be estimated from knowing the degree of vibrational excitation due to solar absorption, i.e. the vibrational temperatures, T_v . The number of molecules in the upper vibrational level, v , spontaneously decay approximately at a rate $\exp(-\Delta E/kT_v) \times A_{v0}$. If $\exp(-\Delta E/kT_v) \times A_{v0} \ll C_{jj'}$ ($v = 0$), where $C_{jj'} = k_{jj'} n_{\text{N}_2}$ is the collisional de-excitation rate of rotational levels in the vibrational ground-state, this process will not influence the ground state rotational populations. For the two most important vibrational bands at 7 and 3 μm , (the 14 μ band is subthermal), $T_v \sim 190$ and 300 K, respectively

¹ <http://home.strw.leidenuniv.nl/moldata/>

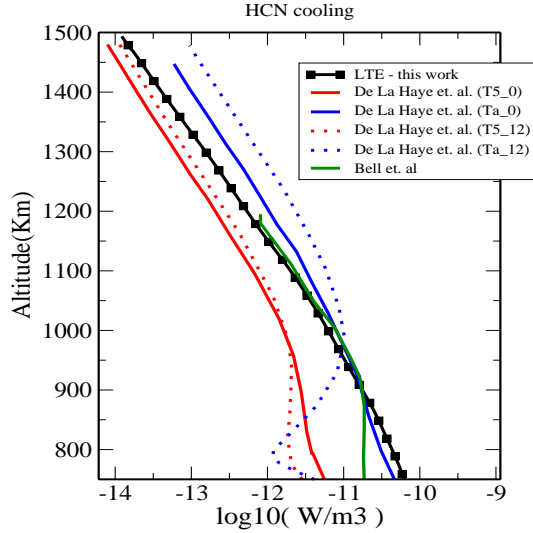


Fig. 1. Different HCN rotational cooling-rate profiles extending to the exobase, calculations assume LTE conditions. The red full and dashed lines are taken from De La Haye et al. (2008) and present night and day conditions for one of the Cassini flybys (T5), respectively, and the blue full and dashed lines are the same for the second flyby (Ta). The dark green curve is taken from Bell et al. (2010). Results of this work under LTE are shown as the black curve with squares.

(Adriani et al. 2011). Considering the collision rate with N_2 , $k_{jj'} \sim 1 \times 10^{-11} \exp(-\Delta E/kT_v) \times A_{v0}/k_{jj'}$ implies that the N_2 density must be lower than $1 \times 10^6 \text{ cm}^{-3}$ for this mechanism to start to be significant. Provided that the N_2 density at the exobase is $>5 \times 10^6 \text{ cm}^{-3}$, and that we omit other collisional quenchers, it is reasonable to neglect this process in our non-LTE consideration.

4. Results

Figure 1 shows profiles of several calculated HCN cooling rates from published works (see the figure caption). All profiles assume LTE conditions and the plane-parallel approximation including our calculations, which are shown for comparison. Because of the LTE assumption, the different profiles vary depending on the exact temperature as well as on the HCN number density used in the calculations.

The cooling-rate calculations taking into account non-LTE are presented in Fig. 2 as the non-LTE to LTE ratio. In panel A), the different curves illustrate the relative contribution of different collisional partners where the blue curve incorporates non-LTE calculations including all relevant collisional process (see figure caption for details). These baseline results for the adopted nominal values of collision rate coefficients demonstrate that non-LTE effects start to be important above about 1100 km. Near the exobase, at 1500 km, the non-LTE cooling rate is reduced by approx. 85% with respect to the LTE value. Figure 2 (panel A) furthermore demonstrates that of all rotation-translation processes the HCN- N_2 process is dominant ($\sim 95\%$), followed by the HCN-electron collisions with $\sim 4\%$ and the HCN- H_2 , HCN- CH_4 processes with only about 1% combined contribution. Because the electron temperature in the thermosphere is more than 500 K higher than the neutral kinetic temperature, the collisional process with electrons is more closely related with electron cooling, and therefore has only an indirect role in establishing the neutral kinetic temperature profile.

How the uncertainty in the collision rates influences the results is depicted as shaded regions in Fig. 2 panel B). For the

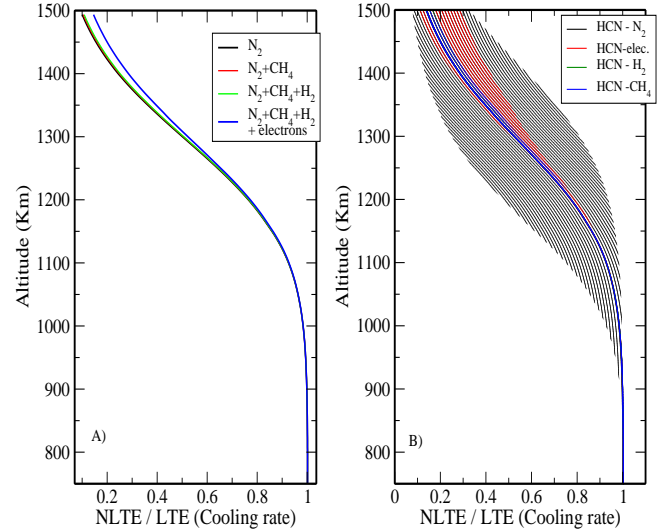


Fig. 2. Panel A) shows profiles of non-LTE to LTE cooling-rate ratios. The four curves show how the ratio changes by successively including more collisional processes. The black curve includes only the collisions with N_2 , for the red curve the collision partner CH_4 was included in addition, and adding H_2 is shown as green. Because of the relatively small contribution, the red and green curves are nearly identical and overlap the black one in the plot. The blue curve gives the ratio for all processes along with collisions with free electrons. Panel B) shows four shaded regions that illustrate how the ratio varies with the uncertainty in the collision rates (see Table 1) with N_2 (black region), electrons (red region), H_2 (dark green), and CH_4 (blue). Again, the colors for H_2 and CH_4 nearly exactly overlap and only the blue region is visible.

sensitivity calculations, we adopted the scaling factors for the respective collision rates as presented in Table 1. Because of the high density of N_2 , the corresponding collision rates are crucial in determining the height of deviations from LTE populations, and hence the cooling rates. For HCN- N_2 rates higher by a factor of 5, the non-LTE cooling rate calculations begin to deviate from the LTE at the higher altitude of ~ 1200 km, but retain quite strong deviations from LTE at the exobase (by about 65%). For an N_2 quenching rate lower by a factor of 5, the altitude of non-LTE/LTE cooling rate differences of 10% occur at around 1000 km. The uncertainty in collision rates of HCN-electrons is less important because it has a quite asymmetrical response on the non-LTE cooling rate. Decreasing the rate by a factor of 5 has an effect of only 3% decrease in the non-LTE cooling rate, in contrast to the 18% increase when we consider the rate to be five times higher (applies at the exobase altitudes). The uncertainties in the H_2 and CH_4 rates also produce an asymmetric response, but the combined effect is about 1/3 of the HCN-electrons effects. We point out that scaling the respective collision rates can also be interpreted as a test of the importance of non-LTE effects with scaling the number density of colliders when the collision-rate coefficients are considered fixed.

Figure 3 shows the non-LTE distribution of rotational levels of HCN compared with the LTE at altitudes of 1200, 1300, and 1450 km. The calculations were performed for the nominal values of collision-rate coefficients and our model atmosphere as described in Sect. 3.

5. Summary

The aim of this paper was to investigate whether the rotational populations of HCN depart from LTE in the thermosphere of Titan and the corresponding impact on the associated

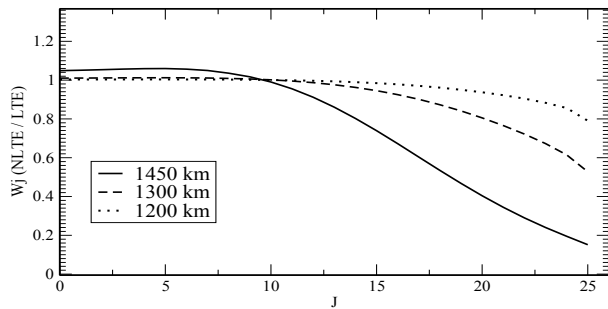


Fig. 3. NLTE/LTE populations of rotational levels of HCN as calculated from our model versus the rotational quantum number, J . The different line styles correspond to distributions at the different altitudes as shown in the label.

cooling-rate. Using a general non-LTE line-transfer code taking into account collisional and radiative processes, we found that the HCN populations deviate appreciably from LTE values above 1100 km. The HCN rotational non-LTE in the thermosphere of Titan is established by a relatively fast spontaneous emission from HCN rotational levels that compete with much slower collisional excitation and absorption of upwelling radiation.

Because of its large abundance in the atmosphere of Titan, the N_2 molecule is the most important collisional partner for rotationally excited HCN molecules. The HCN-electron collisions are second in importance, but contribute only a small fraction ($\sim 4\%$) of the excitation relative to the N_2 process. The H_2 and CH_4 collisional processes both show only a negligible impact on the rotational level populations of HCN in the thermosphere. It should be kept in mind that $T_e \gg T_{\text{neutral}}$ so that HCN-electrons really reflect the cooling of hot electrons, but this process must still be taken into account in calculations of the rotational levels population.

In general, the state-to-state collision rates are poorly known, therefore, large but realistic uncertainty estimates were used to test the robustness of our calculations. Increasing the HCN- N_2 collision rate by a factor of 5 (see Table 1) still indicates that rotational populations are in non-LTE above 1200 km, resulting in cooling rates of only 35% of the LTE value at the exobase. The sensitivity to the electron collision rates reaches about 20% at the exobase for an increase of a factor of 5. We also tested the sensitivity to electron temperatures, but found them to be very weak ($< 1\%$) within the range of $T_e \pm 200$ K. Only a relatively small error in the non-LTE calculations comes from CH_4 and H_2 collision rate uncertainties for the nominal values adopted in this study. A set of calculations was performed, adopting the neutral temperature profile as given in Yelle et al. (2008) and Adriani et al. (2011), which confirmed that the non-LTE/LTE cooling-rate ratio is only very weakly temperature dependent. This is in part due to the nearly isothermal thermospheric profile and the moderate temperature variation in the thermosphere of Titan. Nevertheless, the absolute values of the non-LTE cooling rate depends on the adopted temperature profile.

Relying on the currently available collision rate coefficient data, this study demonstrated that a breakdown of LTE for the HCN rotational levels occurs in the thermosphere of Titan (as first hypothesized by Krasnopolsky 2010). The deviations from LTE are rather strong leading to a reduction in the cooling rate by more than 50% above 1300 km and by 85% near the exobase

for the nominal collision rate coefficients. This fact should be taken into account in the current energetics models of Titan's thermosphere and re-evaluate our current understanding how the thermal profile is established and maintained.

Future improvements on this study can be accomplished by obtaining more accurate collisional coefficients, especially with the main collisional partner, N_2 . Second, the non-LTE/LTE ratio in Fig. 2 already provides a relatively easy and simple way to use the results of this study in the energetics and global circulation models of Titan's upper atmosphere, but more sophisticated parametrization may be developed in the future that allows for the variable number density of quenchers and different rate coefficients.

Acknowledgements. This work was supported by the German *Deutsche Forschungsgemeinschaft*, DFG project number HA 3261/7-1.

References

- Abdallah, D. B., Najar, F., Jaidane, N., Dumouchel, F., & Lique, F. 2012, *MNRAS*, 419, 2441
- Adriani, A., Dinelli, B. M., López-Puertas, M., et al. 2011, *Icarus*, 214, 584
- Atkins, P., & de Paula, J. 2009, *Elements of Physical Chemistry* (Oxford University Press), 28
- Bell, J. M., Bougher, S. W., Waite Jr., J. H., et al. 2010, *J. Geophys. Res.*, 115, E12002
- Bockelée-Morvan, D., Padman, R., Davies, J. K., & Crovisier, J. 1994, *Planet. Space Sci.*, 42, 655
- De La Haye, V., R. E. Johnson, J. H. W., Yelle, R. V., et al. 2007, *J. Geophys. Res.*, 112, A07309
- De La Haye, V., Waite Jr., J. H., Cravens, T. E., et al. 2008, *J. Geophys. Res.*, 113, A11314
- de Val-Borro, M., Hartogh, P., Jarchow, C., et al. 2012, *A&A*, 545, A2
- Dumouchel, F., Faure, A., & Lique, F. 2010, *MNRAS*, 406, 2488
- Faure, A., Varambhia, H. N., Stoecklin, T., & Tennyson, J. 2007, *MNRAS*, 382, 840
- Friedson, A. J., & Yung, L. Y. 1984, *J. Geophys. Res.*, 89, 85
- Galand, M., Yelle, R. V., Coates, A. J., Backes, H., & Wahlund, J. 2006, *Geophys. Res. Lett.*, 33, L21101
- Gusev, O. 2003, Ph.D. Thesis, Ludwig-Maximilians-Universität München
- Hörst, S. M., Vuitton, V., & Yelle, R. V. 2008, *J. Geophys. Res.*, 113, 10006
- Kliore, A. J., Nagy, A. F., Cravens, T. E., Richard, M. S., & Rymer, A. M. 2011, *J. Geophys. Res.*, 116, A11318
- Krasnopolsky, V. A. 2009, *Icarus*, 201, 226
- Krasnopolsky, V. A. 2010, *Planet. Space Sci.*, 58, 1507
- Krasnopolsky, V. A. 2012, *Planet. Space Sci.*, 73, 318
- Kutepov, A. A., Gusev, O. A., & Ogibalov, V. P. 1998, *J. Quant. Spectr. Rad. Transf.*, 60, 199
- Lavvas, P. P., Coustenis, A., & Vardavas, I. M. 2008, *Planet. Space Sci.*, 56, 67
- Lellouch, E., Hunten, D. M., Kockarts, G., & Coustenis, A. A. 1990, *Icarus*, 83, 308
- Marten, A., Hidayat, T., Biraud, Y., & Moreno, R. 2002, *Icarus*, 158, 532
- Müller-Wodarg, I. C. F., Yelle, R. V., Mendillo, M., Young, L. A., & Aylward, A. D. 2000, *J. Geophys. Res.*, 105, 20833
- Niemann, H. B., Atreya, S. K., Bauer, S. J., et al. 2005, *Nature*, 438, 779
- Paganini, L., Villanueva, G. L., Lara, L. M., et al. 2010, *ApJ*, 715, 1258
- Rohart, F., Nguyen, L., Buldyreva, J., Colmont, J., & Włodarczak, G. 2007, *J. Mol. Spectr.*, 246, 213
- Rybicki, G. B., & Hummer, D. G. 1991, *A&A*, 245, 171
- Salter, D. M., Hogerheijde, M. R., van der Burg, R. F. J., Kristensen, L. E., & Brinch, C. 2011, *A&A*, 536, A80
- Schaufelberger, A., Wurz, P., Lammer, H., & Kulikov, Y. N. 2012, *Planet. Space Sci.*, 61, 79
- Schöier, F. L., van der Tak, F. F. S., van Dishoeck, E. F., & Black, J. H. 2005, *A&A*, 432, 369
- Strobel, D. F. 2009, *Icarus*, 202, 632
- Vinatier, S., Bézard, B., Nixon, C. A., et al. 2009, *Icarus*, 205, 559
- Yelle, R. V. 1991, *ApJ*, 383, 380
- Yelle, R. V., Cui, J., & Müller-Wodarg, I. C. F. 2008, *J. Geophys. Res.*, 113, 10003